



RISE KRISHNA SAI GANDHI GROUP OF INSTITUTIONS::ONGOLE

(Approved by AICTE-NEW DELHI, Affiliated to JNTUK KAKINADA)
NH-16, Valluru-523272, Ongole, Prakasam (District), A.P

INTERNAL QUALITY ASSURANCE CELL (IQAC)

STUDENT FEEDBACK ON CURRICULUM


| | |
|--------------------------------|--------------------------|
| Department Name: CIVIL | Academic Year: 2018-2019 |
| Program Name: B.Tech | Year/Semester: I - I |
| Name of the Student: T. Aswani | Roll Number: 188B1A0105 |

Please rate your valuable feedback on the curriculum for the review of the syllabus / to improve the quality of programme.

| S.No | Question | Excellent | Very Good | Good | Average | Poor |
|------|---|-----------|-----------|------|---------|------|
| 1 | How relevant do you find the course content in relation to current industry standards and practices?. | | ✓ | | | |
| 2 | How would you rate the teaching quality of the faculty in your department?. | ✓ | | | | |
| 3 | How do you rate the lab sessions and practicals effective in complementing the theoretical knowledge you gain in lectures?. | ✓ | | | | |
| 4 | How would you rate the availability and quality of learning resources (e.g., library, online materials, software)? | ✓ | | | | |
| 5 | How will you rate the timely and constructive feedback on your assignments and exams? | ✓ | | | | |
| 6 | How did you rate the approach of faculty members outside of classroom hours for doubts and discussions?. | | ✓ | | | |
| 7 | How will you rate the opportunities for students to engage in research projects or internships? | ✓ | | | | |
| 8 | Rate the curriculum and its updates to keep pace with technological advancements and industry needs? | | | ✓ | | |
| 9 | How would you rate the balance between academic studies and opportunities for extracurricular activities?. | ✓ | | | | |
| 10 | Considering all factors, how will you rate the satisfaction with the academic performance and environment of the college? | | ✓ | | | |

Any other suggestions: Requires practical knowledge.

Date: 27-09-2018


IQAC Co-ordinator
RISE Krishna Sai Gandhi Group
of Institutions, Valluru

T. Aswani
Signature of Student



RISE KRISHNA SAI GANDHI GROUP OF INSTITUTIONS::ONGOLE

(Approved by AICTE-NEW DELHI, Affiliated to JNTUK KAKINADA)

NH-16, Valluru-523272, Ongole, Prakasam (District), A.P

INTERNAL QUALITY ASSURANCE CELL (IQAC)

STUDENT FEEDBACK ON AMBIENCE


| | |
|--------------------------------|--------------------------|
| Department Name: CIVIL | Academic Year: 2018-2019 |
| Program Name: B.Tech | Year/Semester: I-I |
| Name of the Student: T. Aswani | Roll Number: 188B1A0105 |

Please rate your valuable feedback on the ambience to improve the quality of Programme.

| S.No | Question | Excellent | Very Good | Good | Average | Poor |
|------|---|-----------|-----------|------|---------|------|
| 1 | How would you rate the overall cleanliness and maintenance of the campus? | ✓ | | | | |
| 2 | How would you rate the classrooms and lecture halls well-equipped and conducive to learning??. | ✓ | | | | |
| 3 | How would you rate the availability and condition of recreational facilities (e.g., sports grounds, gym)?. | ✓ | | | | |
| 4 | How would you rate the library facilities and resources? | ✓ | | | | |
| 5 | How would you describe the overall ambience of the campus in terms of aesthetics (landscaping, architecture, etc.)? | | ✓ | | | |
| 6 | How would you rate the adequate measures in place for emergency situations (fire, medical emergencies, etc.)? | ✓ | | | | |
| 7 | How would you describe the overall social environment of the college? | ✓ | | | | |
| 8 | How would you rate the classroom environment in terms of promoting active learning and participation? | ✓ | | | | |
| 9 | How would you rate the availability and quality of technological resources (labs, software, etc.) in the college?. | ✓ | | | | |
| 10 | How would you rate the opportunities for students to engage in extracurricular activities and clubs? | ✓ | | | | |

Any other suggestions: NILL

Date: 27-09-2018


IQAC Co-ordinator
RISE Krishna Sai Gandhi Group
of Institutions, Valluru 523 272

T. Aswani
Signature of Student



RISE KRISHNA SAI GANDHI GROUP OF INSTITUTIONS::ONGOLE

(Approved by AICTE-NEW DELHI, Affiliated to JNTUK KAKINADA)
NH-16, Valluru-523272, Ongole, Prakasam (District), A.P

INTERNAL QUALITY ASSURANCE CELL (IQAC)

STUDENT FEEDBACK ON CURRICULUM

| | |
|---------------------------------------|---------------------------------|
| Department Name: <u>ECE</u> | Academic Year: <u>2018-2019</u> |
| Program Name: <u>B.Tech</u> | Year/Semester: <u>II-I</u> |
| Name of the Student: <u>K. Yamin;</u> | Roll Number: <u>178B1A0417</u> |

Please rate your valuable feedback on the curriculum for the review of the syllabus / to improve the quality of programme.

| S.No | Question | Excellent | Very Good | Good | Average | Poor |
|------|---|-----------|-----------|------|---------|------|
| 1 | How relevant do you find the course content in relation to current industry standards and practices?. | ✓ | | | | |
| 2 | How would you rate the teaching quality of the faculty in your department?. | ✓ | | | | |
| 3 | How do you rate the lab sessions and practicals effective in complementing the theoretical knowledge you gain in lectures?. | | ✓ | | | |
| 4 | How would you rate the availability and quality of learning resources (e.g., library, online materials, software)? | | ✓ | | | |
| 5 | How will you rate the timely and constructive feedback on your assignments and exams? | | ✓ | | | |
| 6 | How did you rate the approach of faculty members outside of classroom hours for doubts and discussions?. | ✓ | | | | |
| 7 | How will you rate the opportunities for students to engage in research projects or internships? | ✓ | | | | |
| 8 | Rate the curriculum and its updates to keep pace with technological advancements and industry needs? | | | ✓ | | |
| 9 | How would you rate the balance between academic studies and opportunities for extracurricular activities?. | ✓ | | | | |
| 10 | Considering all factors, how will you rate the satisfaction with the academic performance and environment of the college? | | | ✓ | | |

Any other suggestions: Conduct more work shops

Date: 8-10-2018

Y.S.
IQAC Co-ordinator
RISE Krishna Sai Gandhi Group
of Institutions, Valluru 523 272

K. Yamin;
Signature of Student



RISE KRISHNA SAI GANDHI GROUP OF INSTITUTIONS::ONGOLE

(Approved by AICTE-NEW DELHI, Affiliated to JNTUK KAKINADA)

NH-16, Valluru-523272, Ongole, Prakasam (District), A.P

INTERNAL QUALITY ASSURANCE CELL (IQAC)

STUDENT FEEDBACK ON AMBIENCE

| | |
|--------------------------------|--------------------------|
| Department Name: ECE | Academic Year: 2018-2019 |
| Program Name: B.Tech | Year/Semester: II-I |
| Name of the Student: K. Yamini | Roll Number: 178NA0417 |

Please rate your valuable feedback on the ambience to improve the quality of Programme.

| S.No | Question | Excellent | Very Good | Good | Average | Poor |
|------|---|-----------|-----------|------|---------|------|
| 1 | How would you rate the overall cleanliness and maintenance of the campus? | | ✓ | | | |
| 2 | How would you rate the classrooms and lecture halls well-equipped and conducive to learning?? | | ✓ | | | |
| 3 | How would you rate the availability and condition of recreational facilities (e.g., sports grounds, gym)? | | ✓ | | | |
| 4 | How would you rate the library facilities and resources? | | ✓ | | | |
| 5 | How would you describe the overall ambience of the campus in terms of aesthetics (landscaping, architecture, etc.)? | ✓ | | | | |
| 6 | How would you rate the adequate measures in place for emergency situations (fire, medical emergencies, etc.)? | ✓ | | | | |
| 7 | How would you describe the overall social environment of the college? | | | ✓ | | |
| 8 | How would you rate the classroom environment in terms of promoting active learning and participation? | | | ✓ | | |
| 9 | How would you rate the availability and quality of technological resources (labs, software, etc.) in the college?. | ✓ | | | | |
| 10 | How would you rate the opportunities for students to engage in extracurricular activities and clubs? | | ✓ | | | |

Any other suggestions: Null

Date: 8-10-2018

[Signature]

IQAC Co-ordinator
RISE Krishna Sai Gandhi Group
of Institutions, Valluru 523 272

K. Yamini
Signature of Student



RISE KRISHNA SAI GANDHI GROUP OF INSTITUTIONS::ONGOLE

(Approved by AICTE-NEW DELHI, Affiliated to JNTUK KAKINADA)
NH-16, Valluru-523272, Ongole, Prakasam (District), A.P

INTERNAL QUALITY ASSURANCE CELL (IQAC)

STUDENT FEEDBACK ON CURRICULUM

| | |
|---|---------------------------------|
| Department Name: <u>C.S.E</u> | Academic Year: <u>2018-19.</u> |
| Program Name: <u>B-Tech.</u> | Year/Semester: <u>II-I.</u> |
| Name of the Student: <u>P. Anjali Devi.</u> | Roll Number: <u>178B1A0510.</u> |

Please rate your valuable feedback on the curriculum for the review of the syllabus / to improve the quality of programme.

| S.No | Question | Excellent | Very Good | Good | Average | Poor |
|------|---|-----------|-----------|------|---------|------|
| 1 | How relevant do you find the course content in relation to current industry standards and practices?. | ✓ | ✓ | | | |
| 2 | How would you rate the teaching quality of the faculty in your department?. | | | ✓ | | |
| 3 | How do you rate the lab sessions and practicals effective in complementing the theoretical knowledge you gain in lectures?. | ✓ | | | | |
| 4 | How would you rate the availability and quality of learning resources (e.g., library, online materials, software)? | ✓ | | | | |
| 5 | How will you rate the timely and constructive feedback on your assignments and exams? | ✓ | | | | |
| 6 | How did you rate the approach of faculty members outside of classroom hours for doubts and discussions?. | ✓ | | | | |
| 7 | How will you rate the opportunities for students to engage in research projects or internships? | | ✓ | | | |
| 8 | Rate the curriculum and its updates to keep pace with technological advancements and industry needs? | | | ✓ | | |
| 9 | How would you rate the balance between academic studies and opportunities for extracurricular activities?. | | ✓ | | | |
| 10 | Considering all factors, how will you rate the satisfaction with the academic performance and environment of the college? | ✓ | | | | |

Any other suggestions:

Required more self learning classes

Date: 25-9-18

IQAC Co-ordinator
RISE Krishna Sai Gandhi Group
of Institutions, Valluru 523 272

P. Anjali Devi.
Signature of Student



RISE KRISHNA SAI GANDHI GROUP OF INSTITUTIONS::ONGOLE

(Approved by AICTE-NEW DELHI, Affiliated to JNTUK KAKINADA)

NH-16, Valluru-523272, Ongole, Prakasam (District), A.P

INTERNAL QUALITY ASSURANCE CELL (IQAC)

STUDENT FEEDBACK ON AMBIENCE

| | |
|--------------------------------------|--------------------------|
| Department Name: C.S.E. | Academic Year: 2018-19. |
| Program Name: B.Tech. | Year/Semester: II-I |
| Name of the Student: P. Anjali Devi. | Roll Number: 178B1A0510. |

Please rate your valuable feedback on the ambience to improve the quality of Programme.

| S.No | Question | Excellent | Very Good | Good | Average | Poor |
|------|---|-----------|-----------|------|---------|------|
| 1 | How would you rate the overall cleanliness and maintenance of the campus? | ✓ | | | | |
| 2 | How would you rate the classrooms and lecture halls well-equipped and conducive to learning??. | | ✓ | | | |
| 3 | How would you rate the availability and condition of recreational facilities (e.g., sports grounds, gym)?. | ✓ | | | | |
| 4 | How would you rate the library facilities and resources? | | | ✓ | | |
| 5 | How would you describe the overall ambience of the campus in terms of aesthetics (landscaping, architecture, etc.)? | ✓ | | | | |
| 6 | How would you rate the adequate measures in place for emergency situations (fire, medical emergencies, etc.)? | ✓ | | | | |
| 7 | How would you describe the overall social environment of the college? | ✓ | | | | |
| 8 | How would you rate the classroom environment in terms of promoting active learning and participation? | | ✓ | | | |
| 9 | How would you rate the availability and quality of technological resources (labs, software, etc.) in the college?. | ✓ | | | | |
| 10 | How would you rate the opportunities for students to engage in extracurricular activities and clubs? | ✓ | | | | |

Any other suggestions: Provide smart classes.

Date: 25-9-18

P. Anjali Devi.
Signature of Student

IQAC Co-ordinator
RISE Krishna Sai Gandhi Group
of Institutions, Valluru 523 272



RISE KRISHNA SAI GANDHI GROUP OF INSTITUTIONS::ONGOLE

(Approved by AICTE-NEW DELHI, Affiliated to JNTUK KAKINADA)
NH-16, Valluru-523272, Ongole, Prakasam (District), A.P

INTERNAL QUALITY ASSURANCE CELL (IQAC)

STUDENT FEEDBACK ON CURRICULUM

| | |
|---|---------------------------------|
| Department Name: ECE | Academic Year: 2018-2019 |
| Program Name: BTech | Year/Semester: III-I |
| Name of the Student: KALLAM YAMUNA | Roll Number: 168B1A0416 |

Please rate your valuable feedback on the curriculum for the review of the syllabus / to improve the quality of programme.

| S.No | Question | Excellent | Very Good | Good | Average | Poor |
|------|---|-----------|-----------|------|---------|------|
| 1 | How relevant do you find the course content in relation to current industry standards and practices?. | | ✓ | | | |
| 2 | How would you rate the teaching quality of the faculty in your department?. | | ✓ | | | |
| 3 | How do you rate the lab sessions and practicals effective in complementing the theoretical knowledge you gain in lectures?. | | ✓ | | | |
| 4 | How would you rate the availability and quality of learning resources (e.g., library, online materials, software)? | | | ✓ | | |
| 5 | How will you rate the timely and constructive feedback on your assignments and exams? | | | ✓ | | |
| 6 | How did you rate the approach of faculty members outside of classroom hours for doubts and discussions?. | ✓ | | | | |
| 7 | How will you rate the opportunities for students to engage in research projects or internships? | ✓ | | | | |
| 8 | Rate the curriculum and its updates to keep pace with technological advancements and industry needs? | ✓ | | | | |
| 9 | How would you rate the balance between academic studies and opportunities for extracurricular activities?. | ✓ | | | | |
| 10 | Considering all factors, how will you rate the satisfaction with the academic performance and environment of the college? | | ✓ | | | |

Any other suggestions: More practical sections are required

Date: **08-10-2018**

Blg.
IQAC Co-ordinator
RISE Krishna Sai Gandhi Group
of Institutions, Valluru 523 272

K. Yamuna
Signature of Student



RISE KRISHNA SAI GANDHI GROUP OF INSTITUTIONS::ONGOLE

(Approved by AICTE-NEW DELHI, Affiliated to JNTUK KAKINADA)

NH-16, Valluru-523272, Ongole, Prakasam (District), A.P

INTERNAL QUALITY ASSURANCE CELL (IQAC)

STUDENT FEEDBACK ON AMBIENCE

| | |
|---|---------------------------------|
| Department Name: ECE | Academic Year: 2018-2019 |
| Program Name: BTech | Year/Semester: III-I |
| Name of the Student: KALLAM YAMUNA | Roll Number: 168B1A0416 |

Please rate your valuable feedback on the ambience to improve the quality of Programme.

| S.No | Question | Excellent | Very Good | Good | Average | Poor |
|------|---|-----------|-----------|------|---------|------|
| 1 | How would you rate the overall cleanliness and maintenance of the campus? | | ✓ | | | |
| 2 | How would you rate the classrooms and lecture halls well-equipped and conducive to learning?? | | ✓ | | | |
| 3 | How would you rate the availability and condition of recreational facilities (e.g., sports grounds, gym)? | | ✓ | | | |
| 4 | How would you rate the library facilities and resources? | ✓ | | | | |
| 5 | How would you describe the overall ambience of the campus in terms of aesthetics (landscaping, architecture, etc.)? | ✓ | | | | |
| 6 | How would you rate the adequate measures in place for emergency situations (fire, medical emergencies, etc.)? | ✓ | | | | |
| 7 | How would you describe the overall social environment of the college? | ✓ | | | | |
| 8 | How would you rate the classroom environment in terms of promoting active learning and participation? | | | ✓ | | |
| 9 | How would you rate the availability and quality of technological resources (labs, software, etc.) in the college?. | | | ✓ | | |
| 10 | How would you rate the opportunities for students to engage in extracurricular activities and clubs? | | ✓ | | | |

Any other suggestions: We require atleast two more hours for sports.

Date: **08-10-2018**

K. Yamuna
Signature of Student

IQAC Co-ordinator
RISE Krishna Sai Gandhi Group
of Institutions, Valluru 523272



RISE KRISHNA SAI GANDHI GROUP OF INSTITUTIONS::ONGOLE

(Approved by AICTE-NEW DELHI, Affiliated to JNTUK KAKINADA)
NH-16, Valluru-523272, Ongole, Prakasam (District), A.P

INTERNAL QUALITY ASSURANCE CELL (IQAC)

STUDENT FEEDBACK ON CURRICULUM

| | |
|---|---------------------------------|
| Department Name: <u>CSE</u> | Academic Year: <u>2018-2019</u> |
| Program Name: <u>B.tech</u> | Year/Semester: <u>III-I</u> |
| Name of the Student: <u>G. Venkata Anusha</u> | Roll Number: <u>168BIA0516</u> |

Please rate your valuable feedback on the curriculum for the review of the syllabus / to improve the quality of programme.

| S.No | Question | Excellent | Very Good | Good | Average | Poor |
|------|---|-----------|-----------|------|---------|------|
| 1 | How relevant do you find the course content in relation to current industry standards and practices?. | ✓ | | | | |
| 2 | How would you rate the teaching quality of the faculty in your department?. | ✓ | | | | |
| 3 | How do you rate the lab sessions and practicals effective in complementing the theoretical knowledge you gain in lectures?. | ✓ | | | | |
| 4 | How would you rate the availability and quality of learning resources (e.g., library, online materials, software)? | ✓ | | | | |
| 5 | How will you rate the timely and constructive feedback on your assignments and exams? | | | ✓ | | |
| 6 | How did you rate the approach of faculty members outside of classroom hours for doubts and discussions?. | ✓ | | | | |
| 7 | How will you rate the opportunities for students to engage in research projects or internships? | ✓ | | | | |
| 8 | Rate the curriculum and its updates to keep pace with technological advancements and industry needs? | | ✓ | | | |
| 9 | How would you rate the balance between academic studies and opportunities for extracurricular activities?. | | ✓ | | | |
| 10 | Considering all factors, how will you rate the satisfaction with the academic performance and environment of the college? | | | ✓ | | |

Any other suggestions: Conduct more workshops for practical knowledge

Date: 21/11/18

B.S.

G. Anusha
Signature of Student

IQAC Co-ordinator
RISE Krishna Sai Gandhi Group
of Institutions, Valluru 523 272



RISE KRISHNA SAI GANDHI GROUP OF INSTITUTIONS::ONGOLE

(Approved by AICTE-NEW DELHI, Affiliated to JNTUK KAKINADA)
NH-16, Valluru-523272, Ongole, Prakasam (District), A.P

INTERNAL QUALITY ASSURANCE CELL (IQAC)

STUDENT FEEDBACK ON AMBIENCE

| | |
|---|---------------------------------|
| Department Name: <u>CSE</u> | Academic Year: <u>2018-2019</u> |
| Program Name: <u>B.tech</u> | Year/Semester: <u>III - I</u> |
| Name of the Student: <u>G. Venkata Anusha</u> | Roll Number: <u>168B/A0516</u> |

Please rate your valuable feedback on the ambience to improve the quality of Programme.

| S.No | Question | Excellent | Very Good | Good | Average | Poor |
|------|---|-----------|-----------|------|---------|------|
| 1 | How would you rate the overall cleanliness and maintenance of the campus? | ✓ | | | | |
| 2 | How would you rate the classrooms and lecture halls well-equipped and conducive to learning??. | | ✓ | | | |
| 3 | How would you rate the availability and condition of recreational facilities (e.g., sports grounds, gym)?. | | ✓ | | | |
| 4 | How would you rate the library facilities and resources? | | ✓ | | | |
| 5 | How would you describe the overall ambience of the campus in terms of aesthetics (landscaping, architecture, etc.)? | | | ✓ | | |
| 6 | How would you rate the adequate measures in place for emergency situations (fire, medical emergencies, etc.)? | ✓ | | | | |
| 7 | How would you describe the overall social environment of the college? | ✓ | | | | |
| 8 | How would you rate the classroom environment in terms of promoting active learning and participation? | ✓ | | | | |
| 9 | How would you rate the availability and quality of technological resources (labs, software, etc.) in the college?. | ✓ | | | | |
| 10 | How would you rate the opportunities for students to engage in extracurricular activities and clubs? | ✓ | | | | |

Any other suggestions: Please provide more Library hours

Date: 21/11/18

G. Anusha
Signature of Student

[Signature]
IQAC Co-ordinator
RISE Krishna Sai Gandhi Group
of Institutions, Valluru 523 272



RISE KRISHNA SAI GANDHI GROUP OF INSTITUTIONS::ONGOLE

(Approved by AICTE-NEW DELHI, Affiliated to JNTUK KAKINADA)
NH-16, Valluru-523272, Ongole, Prakasam (District), A.P

INTERNAL QUALITY ASSURANCE CELL (IQAC)

STUDENT FEEDBACK ON CURRICULUM

| | |
|--------------------------------------|---------------------------------|
| Department Name: <u>ECE</u> | Academic Year: <u>2018-2019</u> |
| Program Name: <u>B-Tech</u> | Year/Semester: <u>V-2</u> |
| Name of the Student: <u>K.Jyothi</u> | Roll Number: <u>158B1A0417</u> |

Please rate your valuable feedback on the curriculum for the review of the syllabus / to improve the quality of programme.

| S.No | Question | Excellent | Very Good | Good | Average | Poor |
|------|---|-----------|-----------|------|---------|------|
| 1 | How relevant do you find the course content in relation to current industry standards and practices?. | ✓ | | | | |
| 2 | How would you rate the teaching quality of the faculty in your department?. | ✓ | | | | |
| 3 | How do you rate the lab sessions and practicals effective in complementing the theoretical knowledge you gain in lectures?. | | | ✓ | | |
| 4 | How would you rate the availability and quality of learning resources (e.g., library, online materials, software)? | | ✓ | | | |
| 5 | How will you rate the timely and constructive feedback on your assignments and exams? | | ✓ | | | |
| 6 | How did you rate the approach of faculty members outside of classroom hours for doubts and discussions?. | | ✓ | | | |
| 7 | How will you rate the opportunities for students to engage in research projects or internships? | | | ✓ | | |
| 8 | Rate the curriculum and its updates to keep pace with technological advancements and industry needs? | ✓ | | | | |
| 9 | How would you rate the balance between academic studies and opportunities for extracurricular activities?. | ✓ | | | | |
| 10 | Considering all factors, how will you rate the satisfaction with the academic performance and environment of the college? | | ✓ | | | |

Any other suggestions: Provide Few more systems in Library to access E-Content

Date: 8/10/2018

K.J.
IQAC Co-ordinator
RISE Krishna Sai Gandhi Group
of Institutions, Valluru 523 272

K.Jyothi
Signature of Student



RISE KRISHNA SAI GANDHI GROUP OF INSTITUTIONS::ONGOLE

(Approved by AICTE-NEW DELHI, Affiliated to JNTUK KAKINADA)

NH-16, Valluru-523272, Ongole, Prakasam (District), A.P

INTERNAL QUALITY ASSURANCE CELL (IQAC)

STUDENT FEEDBACK ON AMBIENCE

| | |
|--------------------------------------|---------------------------------|
| Department Name: <u>ECE</u> | Academic Year: <u>2018-2019</u> |
| Program Name: <u>B.Tech</u> | Year/Semester: <u>[V-I]</u> |
| Name of the Student: <u>K.Jyothi</u> | Roll Number: <u>158B1A0417</u> |

Please rate your valuable feedback on the ambience to improve the quality of Programme.

| S.No | Question | Excellent | Very Good | Good | Average | Poor |
|------|---|-----------|-----------|------|---------|------|
| 1 | How would you rate the overall cleanliness and maintenance of the campus? | | ✓ | | | |
| 2 | How would you rate the classrooms and lecture halls well-equipped and conducive to learning??. | | ✓ | | | |
| 3 | How would you rate the availability and condition of recreational facilities (e.g., sports grounds, gym)?. | | ✓ | | | |
| 4 | How would you rate the library facilities and resources? | ✓ | | | | |
| 5 | How would you describe the overall ambience of the campus in terms of aesthetics (landscaping, architecture, etc.)? | | | ✓ | | |
| 6 | How would you rate the adequate measures in place for emergency situations (fire, medical emergencies, etc.)? | | ✓ | | | |
| 7 | How would you describe the overall social environment of the college? | ✓ | | | | |
| 8 | How would you rate the classroom environment in terms of promoting active learning and participation? | ✓ | | | | |
| 9 | How would you rate the availability and quality of technological resources (labs, software, etc.) in the college?. | ✓ | | | | |
| 10 | How would you rate the opportunities for students to engage in extracurricular activities and clubs? | ✓ | | | | |

Any other suggestions: Provide smart classes (Projector & access E-Content)

Date: 8/10/2018.

K.Jyothi
Signature of Student

[Signature]
IQAC Co-ordinator
RISE Krishna Sai Gandhi Group
of Institutions, Valluru 523 272



RISE KRISHNA SAI GANDHI GROUP OF INSTITUTIONS::ONGOLE

(Approved by AICTE-NEW DELHI, Affiliated to JNTUK KAKINADA)
NH-16, Valluru-523272, Ongole, Prakasam (District), A.P

INTERNAL QUALITY ASSURANCE CELL (IQAC)

STUDENT FEEDBACK ON CURRICULUM

| | |
|--|---------------------------------|
| Department Name: <u>CSE</u> | Academic Year: <u>2018-2019</u> |
| Program Name: <u>B.Tech</u> | Year/Semester: <u>IV-I</u> |
| Name of the Student: <u>M. LALITHA</u> | Roll Number: <u>158BIA0520</u> |

Please rate your valuable feedback on the curriculum for the review of the syllabus / to improve the quality of programme.

| S.No | Question | Excellent | Very Good | Good | Average | Poor |
|------|---|-------------------------------------|-------------------------------------|-------------------------------------|---------|------|
| 1 | How relevant do you find the course content in relation to current industry standards and practices?. | <input checked="" type="checkbox"/> | | | | |
| 2 | How would you rate the teaching quality of the faculty in your department?. | | | <input checked="" type="checkbox"/> | | |
| 3 | How do you rate the lab sessions and practicals effective in complementing the theoretical knowledge you gain in lectures?. | | <input checked="" type="checkbox"/> | | | |
| 4 | How would you rate the availability and quality of learning resources (e.g., library, online materials, software)? | <input checked="" type="checkbox"/> | | | | |
| 5 | How will you rate the timely and constructive feedback on your assignments and exams? | <input checked="" type="checkbox"/> | | | | |
| 6 | How did you rate the approach of faculty members outside of classroom hours for doubts and discussions?. | | <input checked="" type="checkbox"/> | | | |
| 7 | How will you rate the opportunities for students to engage in research projects or internships? | <input checked="" type="checkbox"/> | | | | |
| 8 | Rate the curriculum and its updates to keep pace with technological advancements and industry needs? | | <input checked="" type="checkbox"/> | | | |
| 9 | How would you rate the balance between academic studies and opportunities for extracurricular activities?. | <input checked="" type="checkbox"/> | | | | |
| 10 | Considering all factors, how will you rate the satisfaction with the academic performance and environment of the college? | <input checked="" type="checkbox"/> | | | | |

Any other suggestions: need to include more programming oriented classes.

Date: 25-10-2018

Bg.
IQAC Co-ordinator
RISE Krishna Sai Gandhi Group
of Institutions, Valluru 523 272

M. Lalitha
Signature of Student



RISE KRISHNA SAI GANDHI GROUP OF INSTITUTIONS::ONGOLE

(Approved by AICTE-NEW DELHI, Affiliated to JNTUK KAKINADA)
NH-16, Valluru-523272, Ongole, Prakasam (District), A.P

INTERNAL QUALITY ASSURANCE CELL (IQAC)

STUDENT FEEDBACK ON AMBIENCE

| | |
|---------------------------------|--------------------------|
| Department Name: CSE | Academic Year: 2018-2019 |
| Program Name: B.Tech | Year/Semester: IV-V |
| Name of the Student: M. LALITHA | Roll Number: 158B1A0520 |


Please rate your valuable feedback on the ambience to improve the quality of Programme.

| S.No | Question | Excellent | Very Good | Good | Average | Poor |
|------|---|-----------|-----------|------|---------|------|
| 1 | How would you rate the overall cleanliness and maintenance of the campus? | ✓ | | | | |
| 2 | How would you rate the classrooms and lecture halls well-equipped and conducive to learning??. | | | ✓ | | |
| 3 | How would you rate the availability and condition of recreational facilities (e.g., sports grounds, gym)?. | | ✓ | | | |
| 4 | How would you rate the library facilities and resources? | ✓ | | | | |
| 5 | How would you describe the overall ambience of the campus in terms of aesthetics (landscaping, architecture, etc.)? | ✓ | | | | |
| 6 | How would you rate the adequate measures in place for emergency situations (fire, medical emergencies, etc.)? | ✓ | | | | |
| 7 | How would you describe the overall social environment of the college? | ✓ | | | | |
| 8 | How would you rate the classroom environment in terms of promoting active learning and participation? | | ✓ | | | |
| 9 | How would you rate the availability and quality of technological resources (labs, software, etc.) in the college?. | | ✓ | | | |
| 10 | How would you rate the opportunities for students to engage in extracurricular activities and clubs? | ✓ | | | | |

Any other suggestions: provide extra curricular Activities and clubs.

Date: 25-10-2018

M. Lalitha
Signature of Student


IQAC Co-ordinator
RISE Krishna Sai Gandhi Group
of Institutions, Valluru 523 272



RISE KRISHNA SAI GANDHI GROUP OF INSTITUTIONS::ONGOLE

(Approved by AICTE-NEW DELHI, Affiliated to JNTUK KAKINADA)

NH-16, Valluru-523272, Ongole, Prakasam (District), A.P

INTERNAL QUALITY ASSURANCE CELL (IQAC)

STUDENT FEEDBACK ON AMBIENCE

| | |
|--|---------------------------------|
| Department Name: <i>EEE</i> | Academic Year: <i>2018-2019</i> |
| Program Name: <i>B.tech</i> | Year/Semester: <i>IV / I</i> |
| Name of the Student: <i>Mule Ramya</i> | Roll Number: <i>158BIA0212</i> |

Please rate your valuable feedback on the ambience to improve the quality of Programme.

| S.No | Question | Excellent | Very Good | Good | Average | Poor |
|------|---|-----------|-----------|------|---------|------|
| 1 | How would you rate the overall cleanliness and maintenance of the campus? | | ✓ | | | |
| 2 | How would you rate the classrooms and lecture halls well-equipped and conducive to learning?? | | ✓ | | | |
| 3 | How would you rate the availability and condition of recreational facilities (e.g., sports grounds, gym)? | | ✓ | | | |
| 4 | How would you rate the library facilities and resources? | | ✓ | | | |
| 5 | How would you describe the overall ambience of the campus in terms of aesthetics (landscaping, architecture, etc.)? | | | ✓ | | |
| 6 | How would you rate the adequate measures in place for emergency situations (fire, medical emergencies, etc.)? | ✓ | | | | |
| 7 | How would you describe the overall social environment of the college? | | ✓ | | | |
| 8 | How would you rate the classroom environment in terms of promoting active learning and participation? | | ✓ | | | |
| 9 | How would you rate the availability and quality of technological resources (labs, software, etc.) in the college?. | | | ✓ | | |
| 10 | How would you rate the opportunities for students to engage in extracurricular activities and clubs? | | ✓ | | | |

Any other suggestions: *enhance classroom facilities.*

Date: *8/10/2018*

By.
IQAC Co-ordinator
RISE Krishna Sai Gandhi Group
of Institutions, Valluru 523

Mule Ramya.
Signature of Student



RISE KRISHNA SAI GANDHI GROUP OF INSTITUTIONS::ONGOLE

(Approved by AICTE-NEW DELHI, Affiliated to JNTUK KAKINADA)

NH-16, Valluru-523272, Ongole, Prakasam (District), A.P

INTERNAL QUALITY ASSURANCE CELL (IQAC)

STUDENT FEEDBACK ON CURRICULUM

| | |
|--|-----------------------------------|
| Department Name: <i>EEE</i> | Academic Year: <i>2018 - 2019</i> |
| Program Name: <i>B.tech</i> | Year/Semester: <i>IV/I</i> |
| Name of the Student: <i>MULE RAMYA</i> | Roll Number: <i>158B1A0212</i> |

Please rate your valuable feedback on the curriculum for the review of the syllabus / to improve the quality of programme.

| S.No | Question | Excellent | Very Good | Good | Average | Poor |
|------|---|-----------|-----------|------|---------|------|
| 1 | How relevant do you find the course content in relation to current industry standards and practices?. | | ✓ | | | |
| 2 | How would you rate the teaching quality of the faculty in your department?. | | ✓ | | | |
| 3 | How do you rate the lab sessions and practicals effective in complementing the theoretical knowledge you gain in lectures?. | | | ✓ | | |
| 4 | How would you rate the availability and quality of learning resources (e.g., library, online materials, software)? | | ✓ | | | |
| 5 | How will you rate the timely and constructive feedback on your assignments and exams? | | ✓ | | | |
| 6 | How did you rate the approach of faculty members outside of classroom hours for doubts and discussions?. | | ✓ | | | |
| 7 | How will you rate the opportunities for students to engage in research projects or internships? | | | ✓ | | |
| 8 | Rate the curriculum and its updates to keep pace with technological advancements and industry needs? | | ✓ | | | |
| 9 | How would you rate the balance between academic studies and opportunities for extracurricular activities?. | | ✓ | | | |
| 10 | Considering all factors, how will you rate the satisfaction with the academic performance and environment of the college? | | ✓ | | | |

Any other suggestions: *contact to remainder classes to clear backlogs*

Date: *8/10/2018*

IQAC Co-ordinator
RISE Krishna Sai Gandhi Group
of Institutions, Valluru 523 272

Mule Ramya
Signature of Student



RISE KRISHNA SAI GANDHI GROUP OF INSTITUTIONS::ONGOLE

(Approved by AICTE-NEW DELHI, Affiliated to JNTUK KAKINADA)
NH-16, Valluru-523272, Ongole, Prakasam (District), A.P

INTERNAL QUALITY ASSURANCE CELL (IQAC)

STUDENT FEEDBACK ON CURRICULUM

| | |
|------------------------------------|--------------------------|
| Department Name: MECHANICAL | Academic Year: 2018-2019 |
| Program Name: B.Tech | Year/Semester: IV I |
| Name of the Student: P. Jani Basha | Roll Number: 158BIA0334 |


Please rate your valuable feedback on the curriculum for the review of the syllabus / to improve the quality of programme.

| S.No | Question | Excellent | Very Good | Good | Average | Poor |
|------|---|-----------|-----------|------|---------|------|
| 1 | How relevant do you find the course content in relation to current industry standards and practices?. | ✓ | | | | |
| 2 | How would you rate the teaching quality of the faculty in your department?. | ✓ | | | | |
| 3 | How do you rate the lab sessions and practicals effective in complementing the theoretical knowledge you gain in lectures?. | ✓ | | | | |
| 4 | How would you rate the availability and quality of learning resources (e.g., library, online materials, software)? | ✓ | | | | |
| 5 | How will you rate the timely and constructive feedback on your assignments and exams? | ✓ | | | | |
| 6 | How did you rate the approach of faculty members outside of classroom hours for doubts and discussions?. | ✓ | | | | |
| 7 | How will you rate the opportunities for students to engage in research projects or internships? | ✓ | | | | |
| 8 | Rate the curriculum and its updates to keep pace with technological advancements and industry needs? | ✓ | | | | |
| 9 | How would you rate the balance between academic studies and opportunities for extracurricular activities?. | ✓ | | | | |
| 10 | Considering all factors, how will you rate the satisfaction with the academic performance and environment of the college? | ✓ | | | | |

Any other suggestions: _____

Date: 8/10/2018


IQAC Co-ordinator
RISE Krishna Sai Gandhi Group
of Institutions, Valluru 523 272


Signature of Student



RISE KRISHNA SAI GANDHI GROUP OF INSTITUTIONS::ONGOLE

(Approved by AICTE-NEW DELHI, Affiliated to JNTUK KAKINADA)

NH-16, Valluru-523272, Ongole, Prakasam (District), A.P

INTERNAL QUALITY ASSURANCE CELL (IQAC)

STUDENT FEEDBACK ON AMBIENCE

| | |
|---|---------------------------------|
| Department Name: MECHANICAL | Academic Year: 2018-2019 |
| Program Name: B.Tech | Year/Semester: IV II |
| Name of the Student: P. Jani Basha | Roll Number: 158B1A0334 |

Please rate your valuable feedback on the ambience to improve the quality of Programme.

| S.No | Question | Excellent | Very Good | Good | Average | Poor |
|------|---|-----------|-----------|------|---------|------|
| 1 | How would you rate the overall cleanliness and maintenance of the campus? | ✓ | | | | |
| 2 | How would you rate the classrooms and lecture halls well-equipped and conducive to learning??. | ✓ | | | | |
| 3 | How would you rate the availability and condition of recreational facilities (e.g., sports grounds, gym)?. | ✓ | | | | |
| 4 | How would you rate the library facilities and resources? | ✓ | | | | |
| 5 | How would you describe the overall ambience of the campus in terms of aesthetics (landscaping, architecture, etc.)? | ✓ | | | | |
| 6 | How would you rate the adequate measures in place for emergency situations (fire, medical emergencies, etc.)? | ✓ | | | | |
| 7 | How would you describe the overall social environment of the college? | ✓ | | | | |
| 8 | How would you rate the classroom environment in terms of promoting active learning and participation? | ✓ | | | | |
| 9 | How would you rate the availability and quality of technological resources (labs, software, etc.) in the college?. | ✓ | | | | |
| 10 | How would you rate the opportunities for students to engage in extracurricular activities and clubs? | ✓ | | | | |

Any other suggestions: _____

Date: **8/10/2018**

IQAC Co-ordinator
RISE Krishna Sai Gandhi Group
of Institutions, Valluru 523 272

P. Jani Basha
Signature of Student



RISE KRISHNA SAI GANDHI GROUP OF INSTITUTIONS::ONGOLE

(Approved by AICTE-NEW DELHI, Affiliated to JNTUK KAKINADA)

NH-16, Valluru-523272, Ongole, Prakasam (District), A.P

INTERNAL QUALITY ASSURANCE CELL (IQAC)

STUDENT FEEDBACK ON CURRICULUM

| | |
|---|--------------------------------------|
| Department Name: MBA | Academic Year: 2018-2019 |
| Program Name: PG | Year/Semester: 1st |
| Name of the Student: Medida Srikanth | Roll Number: 178B1E0009 |

Please rate your valuable feedback on the curriculum for the review of the syllabus / to improve the quality of programme.

| S.No | Question | Excellent | Very Good | Good | Average | Poor |
|------|---|-----------|-----------|------|---------|------|
| 1 | How relevant do you find the course content in relation to current industry standards and practices?. | ✓ | | | | |
| 2 | How would you rate the teaching quality of the faculty in your department?. | ✓ | | | | |
| 3 | How do you rate the lab sessions and practicals effective in complementing the theoretical knowledge you gain in lectures?. | ✓ | | | | |
| 4 | How would you rate the availability and quality of learning resources (e.g., library, online materials, software)? | ✓ | | | | |
| 5 | How will you rate the timely and constructive feedback on your assignments and exams? | ✓ | | | | |
| 6 | How did you rate the approach of faculty members outside of classroom hours for doubts and discussions?. | ✓ | | | | |
| 7 | How will you rate the opportunities for students to engage in research projects or internships? | ✓ | | | | |
| 8 | Rate the curriculum and its updates to keep pace with technological advancements and industry needs? | ✓ | | | | |
| 9 | How would you rate the balance between academic studies and opportunities for extracurricular activities?. | ✓ | | | | |
| 10 | Considering all factors, how will you rate the satisfaction with the academic performance and environment of the college? | ✓ | | | | |

Any other suggestions: _____

Date: **26-11-2018**

IQAC Co-ordinator
RISE Krishna Sai Gandhi Group
of Institutions, Valluru 523 272

M. Srikanth
Signature of Student



RISE KRISHNA SAI GANDHI GROUP OF INSTITUTIONS::ONGOLE

(Approved by AICTE-NEW DELHI, Affiliated to JNTUK KAKINADA)

NH-16, Valluru-523272, Ongole, Prakasam (District), A.P

INTERNAL QUALITY ASSURANCE CELL (IQAC)

STUDENT FEEDBACK ON AMBIENCE

| | |
|---|---------------------------------|
| Department Name: MBA | Academic Year: 2018-2019 |
| Program Name: PG | Year/Semester: III |
| Name of the Student: Medida Srikanth | Roll Number: 178B1E0009 |

Please rate your valuable feedback on the ambience to improve the quality of Programme.

| S.No | Question | Excellent | Very Good | Good | Average | Poor |
|------|---|-----------|-----------|------|---------|------|
| 1 | How would you rate the overall cleanliness and maintenance of the campus? | ✓ | | | | |
| 2 | How would you rate the classrooms and lecture halls well-equipped and conducive to learning?? | ✓ | | | | |
| 3 | How would you rate the availability and condition of recreational facilities (e.g., sports grounds, gym)? | ✓ | | | | |
| 4 | How would you rate the library facilities and resources? | ✓ | | | | |
| 5 | How would you describe the overall ambience of the campus in terms of aesthetics (landscaping, architecture, etc.)? | ✓ | | | | |
| 6 | How would you rate the adequate measures in place for emergency situations (fire, medical emergencies, etc.)? | ✓ | | | | |
| 7 | How would you describe the overall social environment of the college? | ✓ | | | | |
| 8 | How would you rate the classroom environment in terms of promoting active learning and participation? | ✓ | | | | |
| 9 | How would you rate the availability and quality of technological resources (labs, software, etc.) in the college?. | ✓ | | | | |
| 10 | How would you rate the opportunities for students to engage in extracurricular activities and clubs? | ✓ | | | | |

Any other suggestions: _____

Date: **26-11-2018**

IQAC Co-ordinator
RISE Krishna Sai Gandhi Group
of Institutions, Valluru 523 272

M. Srikanth
Signature of Student



RISE KRISHNA SAI GANDHI GROUP OF INSTITUTIONS::ONGOLE
(Approved by AICTE-NEW DELHI, Affiliated to JNTUK KAKINADA)
NH-16, Valluru-523272, Ongole, Prakasam (District), A.P

INTERNAL QUALITY ASSURANCE CELL (IQAC)

STUDENT FEEDBACK ON CURRICULUM


| | |
|---|----------------------------|
| Department Name: ECE | Academic Year: 2018 - 2019 |
| Program Name: B.Tech | Year/Semester: I - II |
| Name of the Student: Y. Venkata Nikhila | Roll Number: 188B1A0440 |

Please rate your valuable feedback on the curriculum for the review of the syllabus / to improve the quality of programme.

| S.No | Question | Excellent | Very Good | Good | Average | Poor |
|------|---|-----------|-----------|------|---------|------|
| 1 | How relevant do you find the course content in relation to current industry standards and practices?. | ✓ | | | | |
| 2 | How would you rate the teaching quality of the faculty in your department?. | | ✓ | | | |
| 3 | How do you rate the lab sessions and practicals effective in complementing the theoretical knowledge you gain in lectures?. | ✓ | | | | |
| 4 | How would you rate the availability and quality of learning resources (e.g., library, online materials, software)? | | ✓ | | | |
| 5 | How will you rate the timely and constructive feedback on your assignments and exams? | | | ✓ | | |
| 6 | How did you rate the approach of faculty members outside of classroom hours for doubts and discussions?. | ✓ | | | | |
| 7 | How will you rate the opportunities for students to engage in research projects or internships? | ✓ | | | | |
| 8 | Rate the curriculum and its updates to keep pace with technological advancements and industry needs? | ✓ | | | | |
| 9 | How would you rate the balance between academic studies and opportunities for extracurricular activities?. | ✓ | | | | |
| 10 | Considering all factors, how will you rate the satisfaction with the academic performance and environment of the college? | ✓ | | | | |

Any other suggestions: No

Date: 25-02-2019


IQAC Co-ordinator
RISE Krishna Sai Gandhi Group
of Institutions, Valluru 523 272

Y. Nikhila
Signature of Student



RISE KRISHNA SAI GANDHI GROUP OF INSTITUTIONS::ONGOLE

(Approved by AICTE-NEW DELHI, Affiliated to JNTUK KAKINADA)
NH-16, Valluru-523272, Ongole, Prakasam (District), A.P

INTERNAL QUALITY ASSURANCE CELL (IQAC)

STUDENT FEEDBACK ON AMBIENCE

| | |
|--|-----------------------------------|
| Department Name: ECE | Academic Year: 2018 - 2019 |
| Program Name: B.Tech | Year/Semester: I - II |
| Name of the Student: Y. Venkata Nikhila | Roll Number: 188B1A0440 |

Please rate your valuable feedback on the ambience to improve the quality of Programme.

| S.No | Question | Excellent | Very Good | Good | Average | Poor |
|------|---|-----------|-----------|------|---------|------|
| 1 | How would you rate the overall cleanliness and maintenance of the campus? | ✓ | | | | |
| 2 | How would you rate the classrooms and lecture halls well-equipped and conducive to learning??. | ✓ | | | | |
| 3 | How would you rate the availability and condition of recreational facilities (e.g., sports grounds, gym)?. | ✓ | | | | |
| 4 | How would you rate the library facilities and resources? | ✓ | | | | |
| 5 | How would you describe the overall ambience of the campus in terms of aesthetics (landscaping, architecture, etc.)? | ✓ | | | | |
| 6 | How would you rate the adequate measures in place for emergency situations (fire, medical emergencies, etc.)? | ✓ | | | | |
| 7 | How would you describe the overall social environment of the college? | ✓ | | | | |
| 8 | How would you rate the classroom environment in terms of promoting active learning and participation? | | ✓ | | | |
| 9 | How would you rate the availability and quality of technological resources (labs, software, etc.) in the college?. | ✓ | | | | |
| 10 | How would you rate the opportunities for students to engage in extracurricular activities and clubs? | | | ✓ | | |

Any other suggestions: No

Date: 25-02-2019

Y. Nikhila
Signature of Student

Y.N.
IQAC Co-ordinator
RISE Krishna Sai Gandhi Group
of Institutions, Valluru 523 272



RISE KRISHNA SAI GANDHI GROUP OF INSTITUTIONS::ONGOLE

(Approved by AICTE-NEW DELHI, Affiliated to JNTUK KAKINADA)
NH-16, Valluru-523272, Ongole, Prakasam (District), A.P

INTERNAL QUALITY ASSURANCE CELL (IQAC)

STUDENT FEEDBACK ON CURRICULUM

| | |
|--|---------------------------------|
| Department Name: ECE | Academic Year: 2018-2019 |
| Program Name: B.Tech | Year/Semester: II-II |
| Name of the Student: ch-Nethish | Roll Number: 178BLA0444 |

Please rate your valuable feedback on the curriculum for the review of the syllabus / to improve the quality of programme.

| S.No | Question | Excellent | Very Good | Good | Average | Poor |
|------|---|-----------|-----------|------|---------|------|
| 1 | How relevant do you find the course content in relation to current industry standards and practices?. | | | ✓ | | |
| 2 | How would you rate the teaching quality of the faculty in your department?. | | | ✓ | | |
| 3 | How do you rate the lab sessions and practicals effective in complementing the theoretical knowledge you gain in lectures?. | | ✓ | | | |
| 4 | How would you rate the availability and quality of learning resources (e.g., library, online materials, software)? | | ✓ | | | |
| 5 | How will you rate the timely and constructive feedback on your assignments and exams? | | ✓ | | | |
| 6 | How did you rate the approach of faculty members outside of classroom hours for doubts and discussions?. | ✓ | | | | |
| 7 | How will you rate the opportunities for students to engage in research projects or internships? | ✓ | | | | |
| 8 | Rate the curriculum and its updates to keep pace with technological advancements and industry needs? | ✓ | | | | |
| 9 | How would you rate the balance between academic studies and opportunities for extracurricular activities?. | | | ✓ | | |
| 10 | Considering all factors, how will you rate the satisfaction with the academic performance and environment of the college? | | | ✓ | | |

Any other suggestions: Conduct training sections from two one (II-I) one course

Date: **25/3/2019**

ch.
IQAC Co-ordinator
RISE Krishna Sai Gandhi Group
of Institutions, Valluru 523 272

ch. Nethish
Signature of Student



RISE KRISHNA SAI GANDHI GROUP OF INSTITUTIONS::ONGOLE

(Approved by AICTE-NEW DELHI, Affiliated to JNTUK KAKINADA)

NH-16, Valluru-523272, Ongole, Prakasam (District), A.P

INTERNAL QUALITY ASSURANCE CELL (IQAC)

STUDENT FEEDBACK ON AMBIENCE

| | |
|----------------------------------|--------------------------|
| Department Name: ECE | Academic Year: 2018-2019 |
| Program Name: B.Tech | Year/Semester: IV-II |
| Name of the Student: Ch. Nithish | Roll Number: 178131A0444 |


Please rate your valuable feedback on the ambience to improve the quality of Programme.

| S.No | Question | Excellent | Very Good | Good | Average | Poor |
|------|---|-----------|-----------|------|---------|------|
| 1 | How would you rate the overall cleanliness and maintenance of the campus? | | ✓ | | | |
| 2 | How would you rate the classrooms and lecture halls well-equipped and conducive to learning??. | | ✓ | | | |
| 3 | How would you rate the availability and condition of recreational facilities (e.g., sports grounds, gym)?. | | | ✓ | | |
| 4 | How would you rate the library facilities and resources? | ✓ | | | | |
| 5 | How would you describe the overall ambience of the campus in terms of aesthetics (landscaping, architecture, etc.)? | | | ✓ | | |
| 6 | How would you rate the adequate measures in place for emergency situations (fire, medical emergencies, etc.)? | | | ✓ | | |
| 7 | How would you describe the overall social environment of the college? | | ✓ | | | |
| 8 | How would you rate the classroom environment in terms of promoting active learning and participation? | | ✓ | | | |
| 9 | How would you rate the availability and quality of technological resources (labs, software, etc.) in the college?. | ✓ | | | | |
| 10 | How would you rate the opportunities for students to engage in extracurricular activities and clubs? | ✓ | | | | |

Any other suggestions: NULL

Date: 25/3/2019

Ch. Nithish
Signature of Student


IQAC Co-ordinator
RISE Krishna Sai Gandhi Group
of Institutions, Valluru 523 272



RISE KRISHNA SAI GANDHI GROUP OF INSTITUTIONS::ONGOLE

(Approved by AICTE-NEW DELHI, Affiliated to JNTUK KAKINADA)
NH-16, Valluru-523272, Ongole, Prakasam (District), A.P

INTERNAL QUALITY ASSURANCE CELL (IQAC)

STUDENT FEEDBACK ON CURRICULUM


| | |
|----------------------------------|--------------------------|
| Department Name: CSE | Academic Year: 2018-2019 |
| Program Name: B. Tech | Year/Semester: II - II |
| Name of the Student: P. Ramyasri | Roll Number: 178 BIA0512 |

Please rate your valuable feedback on the curriculum for the review of the syllabus / to improve the quality of programme.

| S.No | Question | Excellent | Very Good | Good | Average | Poor |
|------|---|-----------|-----------|------|---------|------|
| 1 | How relevant do you find the course content in relation to current industry standards and practices?. | ✓ | ✓ | | | |
| 2 | How would you rate the teaching quality of the faculty in your department?. | ✓ | | | | |
| 3 | How do you rate the lab sessions and practicals effective in complementing the theoretical knowledge you gain in lectures?. | ✓ | | | | |
| 4 | How would you rate the availability and quality of learning resources (e.g., library, online materials, software)? | ✓ | | | | |
| 5 | How will you rate the timely and constructive feedback on your assignments and exams? | | ✓ | | | |
| 6 | How did you rate the approach of faculty members outside of classroom hours for doubts and discussions?. | | ✓ | | | |
| 7 | How will you rate the opportunities for students to engage in research projects or internships? | | ✓ | | | |
| 8 | Rate the curriculum and its updates to keep pace with technological advancements and industry needs? | | ✓ | | | |
| 9 | How would you rate the balance between academic studies and opportunities for extracurricular activities?. | | | ✓ | | |
| 10 | Considering all factors, how will you rate the satisfaction with the academic performance and environment of the college? | | | ✓ | | |

Any other suggestions: Need to include more programming oriented classes.

Date: 27/3/2019


IQAC Co-ordinator
RISE Krishna Sai Gandhi Group
of Institutions, Valluru 523 272

P. Ramyasri
Signature of Student



RISE KRISHNA SAI GANDHI GROUP OF INSTITUTIONS::ONGOLE

(Approved by AICTE-NEW DELHI, Affiliated to JNTUK KAKINADA)
NH-16, Valluru-523272, Ongole, Prakasam (District), A.P

INTERNAL QUALITY ASSURANCE CELL (IQAC)

STUDENT FEEDBACK ON AMBIENCE

| | |
|-----------------------------------|--------------------------|
| Department Name: CSE | Academic Year: 2018-2019 |
| Program Name: B. Tech | Year/Semester: II - II |
| Name of the Student: P. Ramya Sri | Roll Number: 178BIA0512 |

Please rate your valuable feedback on the ambience to improve the quality of Programme.

| S.No | Question | Excellent | Very Good | Good | Average | Poor |
|------|---|-----------|-----------|------|---------|------|
| 1 | How would you rate the overall cleanliness and maintenance of the campus? | ✓ | | ✓ | | |
| 2 | How would you rate the classrooms and lecture halls well-equipped and conducive to learning??. | ✓ | | | | |
| 3 | How would you rate the availability and condition of recreational facilities (e.g., sports grounds, gym)?. | ✓ | | | | |
| 4 | How would you rate the library facilities and resources? | ✓ | | | | |
| 5 | How would you describe the overall ambience of the campus in terms of aesthetics (landscaping, architecture, etc.)? | | ✓ | | | |
| 6 | How would you rate the adequate measures in place for emergency situations (fire, medical emergencies, etc.)? | | ✓ | | | |
| 7 | How would you describe the overall social environment of the college? | | ✓ | | | |
| 8 | How would you rate the classroom environment in terms of promoting active learning and participation? | | | ✓ | | |
| 9 | How would you rate the availability and quality of technological resources (labs, software, etc.) in the college?. | | | ✓ | | |
| 10 | How would you rate the opportunities for students to engage in extracurricular activities and clubs? | | | ✓ | | |

Any other suggestions: provide labs and systems in labs.

Date: 27/03/2019

Bl.

P. Ramya Sri
Signature of Student

IQAC Co-ordinator
RISE Krishna Sai Gandhi Group
of Institutions, Valluru 523 272



RISE KRISHNA SAI GANDHI GROUP OF INSTITUTIONS::ONGOLE

(Approved by AICTE-NEW DELHI, Affiliated to JNTUK KAKINADA)

NH-16, Valluru-523272, Ongole, Prakasam (District), A.P

INTERNAL QUALITY ASSURANCE CELL (IQAC)

STUDENT FEEDBACK ON CURRICULUM

| | |
|---------------------------------------|---------------------------------|
| Department Name: ECE | Academic Year: 2018-2019 |
| Program Name: B.Tech | Year/Semester: III-II |
| Name of the Student: K. Monika | Roll Number: LG8BIA0475 |

Please rate your valuable feedback on the curriculum for the review of the syllabus / to improve the quality of programme.

| S.No | Question | Excellent | Very Good | Good | Average | Poor |
|------|---|-----------|-----------|------|---------|------|
| 1 | How relevant do you find the course content in relation to current industry standards and practices?. | | ✓ | | | |
| 2 | How would you rate the teaching quality of the faculty in your department?. | | ✓ | | | |
| 3 | How do you rate the lab sessions and practicals effective in complementing the theoretical knowledge you gain in lectures?. | | | ✓ | | |
| 4 | How would you rate the availability and quality of learning resources (e.g., library, online materials, software)? | ✓ | | | | |
| 5 | How will you rate the timely and constructive feedback on your assignments and exams? | ✓ | | | | |
| 6 | How did you rate the approach of faculty members outside of classroom hours for doubts and discussions?. | ✓ | | | | |
| 7 | How will you rate the opportunities for students to engage in research projects or internships? | ✓ | | | | |
| 8 | Rate the curriculum and its updates to keep pace with technological advancements and industry needs? | | | ✓ | | |
| 9 | How would you rate the balance between academic studies and opportunities for extracurricular activities?. | ✓ | | | | |
| 10 | Considering all factors, how will you rate the satisfaction with the academic performance and environment of the college? | ✓ | | | | |

Any other suggestions: improve library facilities

Date: **25/3/2019**

[Signature]
IQAC Co-ordinator
RISE Krishna Sai Gandhi Group
of Institutions, Valluru 523 272

K. Monika
Signature of Student



RISE KRISHNA SAI GANDHI GROUP OF INSTITUTIONS::ONGOLE

(Approved by AICTE-NEW DELHI, Affiliated to JNTUK KAKINADA)

NH-16, Valluru-523272, Ongole, Prakasam (District), A.P

INTERNAL QUALITY ASSURANCE CELL (IQAC)

STUDENT FEEDBACK ON AMBIENCE

| | |
|---------------------------------------|---------------------------------|
| Department Name: ECE | Academic Year: 2018-2019 |
| Program Name: B.Tech | Year/Semester: III - II |
| Name of the Student: K.Moonika | Roll Number: 108B1A0475 |

Please rate your valuable feedback on the ambience to improve the quality of Programme.

| S.No | Question | Excellent | Very Good | Good | Average | Poor |
|------|---|-----------|-----------|------|---------|------|
| 1 | How would you rate the overall cleanliness and maintenance of the campus? | | ✓ | | | |
| 2 | How would you rate the classrooms and lecture halls well-equipped and conducive to learning?? | | ✓ | | | |
| 3 | How would you rate the availability and condition of recreational facilities (e.g., sports grounds, gym)? | | ✓ | | | |
| 4 | How would you rate the library facilities and resources? | | | ✓ | | |
| 5 | How would you describe the overall ambience of the campus in terms of aesthetics (landscaping, architecture, etc.)? | ✓ | | | | |
| 6 | How would you rate the adequate measures in place for emergency situations (fire, medical emergencies, etc.)? | ✓ | | | | |
| 7 | How would you describe the overall social environment of the college? | ✓ | | | | |
| 8 | How would you rate the classroom environment in terms of promoting active learning and participation? | | ✓ | | | |
| 9 | How would you rate the availability and quality of technological resources (labs, software, etc.) in the college?. | | ✓ | | | |
| 10 | How would you rate the opportunities for students to engage in extracurricular activities and clubs? | ✓ | | | | |

Any other suggestions: upgrade class lab facilities

Date: **25/3/2019**

K.M.
IQAC Co-ordinator
RISE Krishna Sai Gandhi Group
of Institutions, Valluru - 523 272

K. Moonika
Signature of Student



RISE KRISHNA SAI GANDHI GROUP OF INSTITUTIONS::ONGOLE
(Approved by AICTE-NEW DELHI, Affiliated to JNTUK KAKINADA)
NH-16, Valluru-523272, Ongole, Prakasam (District), A.P

INTERNAL QUALITY ASSURANCE CELL (IQAC)

STUDENT FEEDBACK ON CURRICULUM

| | |
|--|--------------------------|
| Department Name: CSF | Academic Year: 2018-2019 |
| Program Name: B.Tech | Year/Semester: II-II |
| Name of the Student: G. Venkata Nayari | Roll Number: 168BIAD517 |


Please rate your valuable feedback on the curriculum for the review of the syllabus / to improve the quality of programme.


| S.No | Question | Excellent | Very Good | Good | Average | Poor |
|------|---|-----------|-----------|------|---------|------|
| 1 | How relevant do you find the course content in relation to current industry standards and practices?. | ✓ | | | | |
| 2 | How would you rate the teaching quality of the faculty in your department?. | ✓ | | | | |
| 3 | How do you rate the lab sessions and practicals effective in complementing the theoretical knowledge you gain in lectures?. | | | ✓ | | |
| 4 | How would you rate the availability and quality of learning resources (e.g., library, online materials, software)? | | ✓ | | | |
| 5 | How will you rate the timely and constructive feedback on your assignments and exams? | ✓ | | | | |
| 6 | How did you rate the approach of faculty members outside of classroom hours for doubts and discussions?. | ✓ | | | | |
| 7 | How will you rate the opportunities for students to engage in research projects or internships? | ✓ | | | | |
| 8 | Rate the curriculum and its updates to keep pace with technological advancements and industry needs? | ✓ | | | | |
| 9 | How would you rate the balance between academic studies and opportunities for extracurricular activities?. | | ✓ | | | |
| 10 | Considering all factors, how will you rate the satisfaction with the academic performance and environment of the college? | ✓ | | | | |

Any other suggestions:

Required more self learning classes.

Date: 11/03/19


IQAC Co-ordinator
RISE Krishna Sai Gandhi Group
of Institutions, Valluru 523 272


Signature of Student



RISE KRISHNA SAI GANDHI GROUP OF INSTITUTIONS::ONGOLE

(Approved by AICTE-NEW DELHI, Affiliated to JNTUK KAKINADA)
NH-16, Valluru-523272, Ongole, Prakasam (District), A.P

INTERNAL QUALITY ASSURANCE CELL (IQAC)

STUDENT FEEDBACK ON AMBIENCE

| | |
|---|---------------------------------|
| Department Name: <u>CSE</u> | Academic Year: <u>2018-2019</u> |
| Program Name: <u>B.Tech</u> | Year/Semester: <u>II - II</u> |
| Name of the Student: <u>G. Venkata Nayana Sri</u> | Roll Number: <u>168B1A0517</u> |

Please rate your valuable feedback on the ambience to improve the quality of Programme.

| S.No | Question | Excellent | Very Good | Good | Average | Poor |
|------|---|-----------|-----------|------|---------|------|
| 1 | How would you rate the overall cleanliness and maintenance of the campus? | ✓ | | | | |
| 2 | How would you rate the classrooms and lecture halls well-equipped and conducive to learning??. | ✓ | | | | |
| 3 | How would you rate the availability and condition of recreational facilities (e.g., sports grounds, gym)?. | | ✓ | | | |
| 4 | How would you rate the library facilities and resources? | ✓ | | | | |
| 5 | How would you describe the overall ambience of the campus in terms of aesthetics (landscaping, architecture, etc.)? | ✓ | | | | |
| 6 | How would you rate the adequate measures in place for emergency situations (fire, medical emergencies, etc.)? | ✓ | | | | |
| 7 | How would you describe the overall social environment of the college? | | ✓ | | | |
| 8 | How would you rate the classroom environment in terms of promoting active learning and participation? | ✓ | | | | |
| 9 | How would you rate the availability and quality of technological resources (labs, software, etc.) in the college?. | ✓ | | ✓ | | |
| 10 | How would you rate the opportunities for students to engage in extracurricular activities and clubs? | ✓ | | | | |

Any other suggestions: To provide more periods to communication skills classes

Date: 11/03/19

[Signature]

G. Venkata Nayana Sri
Signature of Student

IQAC Co-ordinator
RISE Krishna Sai Gandhi Group
of Institutions, Valluru 523 272



RISE KRISHNA SAI GANDHI GROUP OF INSTITUTIONS::ONGOLE

(Approved by AICTE-NEW DELHI, Affiliated to JNTUK KAKINADA)
NH-16, Valluru-523272, Ongole, Prakasam (District), A.P

INTERNAL QUALITY ASSURANCE CELL (IQAC)

STUDENT FEEDBACK ON CURRICULUM

| | |
|---|---------------------------------|
| Department Name: <u>ECE</u> | Academic Year: <u>2018-2019</u> |
| Program Name: <u>B.Tech</u> | Year/Semester: <u>IV-II</u> |
| Name of the Student: <u>Grandi Nagamani</u> | Roll Number: <u>158B1A0412</u> |

Please rate your valuable feedback on the curriculum for the review of the syllabus / to improve the quality of programme.

| S.No | Question | Excellent | Very Good | Good | Average | Poor |
|------|---|-----------|-----------|------|---------|------|
| 1 | How relevant do you find the course content in relation to current industry standards and practices?. | ✓ | | | | |
| 2 | How would you rate the teaching quality of the faculty in your department?. | ✓ | | | | |
| 3 | How do you rate the lab sessions and practicals effective in complementing the theoretical knowledge you gain in lectures?. | | | ✓ | | |
| 4 | How would you rate the availability and quality of learning resources (e.g., library, online materials, software)? | ✓ | | | | |
| 5 | How will you rate the timely and constructive feedback on your assignments and exams? | | ✓ | | | |
| 6 | How did you rate the approach of faculty members outside of classroom hours for doubts and discussions?. | | ✓ | | | |
| 7 | How will you rate the opportunities for students to engage in research projects or internships? | | | ✓ | | |
| 8 | Rate the curriculum and its updates to keep pace with technological advancements and industry needs? | ✓ | | | | |
| 9 | How would you rate the balance between academic studies and opportunities for extracurricular activities?. | | ✓ | | | |
| 10 | Considering all factors, how will you rate the satisfaction with the academic performance and environment of the college? | ✓ | | | | |

Any other suggestions: Conduct more hands on sections.

Date: 25/05/2018


IQAC Co-ordinator
RISE Krishna Sai Gandhi Group
of Institutions, Valluru 523 272

Grandi Nagamani
Signature of Student



RISE KRISHNA SAI GANDHI GROUP OF INSTITUTIONS::ONGOLE

(Approved by AICTE-NEW DELHI, Affiliated to JNTUK KAKINADA)

NH-16, Valluru-523272, Ongole, Prakasam (District), A.P

INTERNAL QUALITY ASSURANCE CELL (IQAC)

STUDENT FEEDBACK ON AMBIENCE

| | |
|--------------------------------------|--------------------------|
| Department Name: ECE | Academic Year: 2018-2019 |
| Program Name: B.Tech | Year/Semester: IV-II |
| Name of the Student: Grandi Nagamani | Roll Number: 158B/A0412 |

Please rate your valuable feedback on the ambience to improve the quality of Programme.

| S.No | Question | Excellent | Very Good | Good | Average | Poor |
|------|---|-----------|-----------|------|---------|------|
| 1 | How would you rate the overall cleanliness and maintenance of the campus? | | | ✓ | | |
| 2 | How would you rate the classrooms and lecture halls well-equipped and conducive to learning??. | | ✓ | | | |
| 3 | How would you rate the availability and condition of recreational facilities (e.g., sports grounds, gym)?. | | | ✓ | | |
| 4 | How would you rate the library facilities and resources? | ✓ | | | | |
| 5 | How would you describe the overall ambience of the campus in terms of aesthetics (landscaping, architecture, etc.)? | ✓ | | | | |
| 6 | How would you rate the adequate measures in place for emergency situations (fire, medical emergencies, etc.)? | ✓ | | | | |
| 7 | How would you describe the overall social environment of the college? | | | ✓ | | |
| 8 | How would you rate the classroom environment in terms of promoting active learning and participation? | ✓ | | | | |
| 9 | How would you rate the availability and quality of technological resources (labs, software, etc.) in the college?. | | ✓ | | | |
| 10 | How would you rate the opportunities for students to engage in extracurricular activities and clubs? | ✓ | | | | |

Any other suggestions: Improve library facilities & class environment.

Date: 25/03/2018.

[Signature]

IQAC Co-ordinator

**RISE Krishna Sai Gandhi Group
of Institutions. NH-16, Valluru-523 272**

Grandi Nagamani
Signature of Student



RISE KRISHNA SAI GANDHI GROUP OF INSTITUTIONS::ONGOLE

(Approved by AICTE-NEW DELHI, Affiliated to JNTUK KAKINADA)
NH-16, Valluru-523272, Ongole, Prakasam (District), A.P

INTERNAL QUALITY ASSURANCE CELL (IQAC)

STUDENT FEEDBACK ON CURRICULUM

| | |
|---------------------------------|----------------------------|
| Department Name: CSE | Academic Year: 2018 - 2019 |
| Program Name: B.Tech | Year/Semester: IV - II |
| Name of the Student: M. Supriya | Roll Number: 158B1A0521 |

Please rate your valuable feedback on the curriculum for the review of the syllabus / to improve the quality of programme.

| S.No | Question | Excellent | Very Good | Good | Average | Poor |
|------|---|-----------|-----------|------|---------|------|
| 1 | How relevant do you find the course content in relation to current industry standards and practices?. | ✓ | | | | |
| 2 | How would you rate the teaching quality of the faculty in your department?. | | | ✓ | | |
| 3 | How do you rate the lab sessions and practicals effective in complementing the theoretical knowledge you gain in lectures?. | ✓ | | | | |
| 4 | How would you rate the availability and quality of learning resources (e.g., library, online materials, software)? | ✓ | | | | |
| 5 | How will you rate the timely and constructive feedback on your assignments and exams? | ✓ | | | | |
| 6 | How did you rate the approach of faculty members outside of classroom hours for doubts and discussions?. | ✓ | | | | |
| 7 | How will you rate the opportunities for students to engage in research projects or internships? | ✓ | | | | |
| 8 | Rate the curriculum and its updates to keep pace with technological advancements and industry needs? | | ✓ | | | |
| 9 | How would you rate the balance between academic studies and opportunities for extracurricular activities?. | ✓ | | | | |
| 10 | Considering all factors, how will you rate the satisfaction with the academic performance and environment of the college? | ✓ | | | | |

Any other suggestions: Conduct more workshops For practical knowledge

Date: 22-3-2019

Bl.

IQAC Co-ordinator
RISE Krishna Sai Gandhi Group
of Institutions, Valluru 523 272

M. Supriya
Signature of Student



RISE KRISHNA SAI GANDHI GROUP OF INSTITUTIONS::ONGOLE
(Approved by AICTE-NEW DELHI, Affiliated to JNTUK KAKINADA)
NH-16, Valluru-523272, Ongole, Prakasam (District), A.P

INTERNAL QUALITY ASSURANCE CELL (IQAC)

STUDENT FEEDBACK ON AMBIENCE

| | |
|---------------------------------|----------------------------|
| Department Name: CSE | Academic Year: 2018 - 2019 |
| Program Name: B.Tech | Year/Semester: IV - II |
| Name of the Student: M. Supriya | Roll Number: 158B1A0521. |

Please rate your valuable feedback on the ambience to improve the quality of Programme.

| S.No | Question | Excellent | Very Good | Good | Average | Poor |
|------|---|-----------|-----------|------|---------|------|
| 1 | How would you rate the overall cleanliness and maintenance of the campus? | ✓ | | | | |
| 2 | How would you rate the classrooms and lecture halls well-equipped and conducive to learning?? | ✓ | | | | |
| 3 | How would you rate the availability and condition of recreational facilities (e.g., sports grounds, gym)? | ✓ | | | | |
| 4 | How would you rate the library facilities and resources? | ✓ | | | | |
| 5 | How would you describe the overall ambience of the campus in terms of aesthetics (landscaping, architecture, etc.)? | ✓ | | | | |
| 6 | How would you rate the adequate measures in place for emergency situations (fire, medical emergencies, etc.)? | ✓ | | | | |
| 7 | How would you describe the overall social environment of the college? | | ✓ | | | |
| 8 | How would you rate the classroom environment in terms of promoting active learning and participation? | | ✓ | | | |
| 9 | How would you rate the availability and quality of technological resources (labs, software, etc.) in the college?. | | | ✓ | | |
| 10 | How would you rate the opportunities for students to engage in extracurricular activities and clubs? | | ✓ | | | |

Any other suggestions: to improve The quality of Technology Resources

Date: 22-3-2019

M. Supriya
Signature of Student

El.
IQAC Co-ordinator
RISE Krishna Sai Gandhi Group
of Institutions, Valluru 523 272



RISE KRISHNA SAI GANDHI GROUP OF INSTITUTIONS::ONGOLE

(Approved by AICTE-NEW DELHI, Affiliated to JNTUK KAKINADA)

NH-16, Valluru-523272, Ongole, Prakasam (District), A.P

INTERNAL QUALITY ASSURANCE CELL (IQAC)

STUDENT FEEDBACK ON CURRICULUM

| | |
|---|---------------------------------|
| Department Name: <u>EEE</u> | Academic Year: <u>2018-2019</u> |
| Program Name: <u>B.Tech</u> | Year/Semester: <u>IV - II</u> |
| Name of the Student: <u>Inturri. Navyasri</u> | Roll Number: <u>158B1A0204</u> |

Please rate your valuable feedback on the curriculum for the review of the syllabus / to improve the quality of programme.

| S.No | Question | Excellent | Very Good | Good | Average | Poor |
|------|---|-----------|-----------|------|---------|------|
| 1 | How relevant do you find the course content in relation to current industry standards and practices?. | | ✓ | | | |
| 2 | How would you rate the teaching quality of the faculty in your department?. | | | ✓ | | |
| 3 | How do you rate the lab sessions and practicals effective in complementing the theoretical knowledge you gain in lectures?. | | ✓ | | | |
| 4 | How would you rate the availability and quality of learning resources (e.g., library, online materials, software)? | | | ✓ | | |
| 5 | How will you rate the timely and constructive feedback on your assignments and exams? | | ✓ | | | |
| 6 | How did you rate the approach of faculty members outside of classroom hours for doubts and discussions?. | | ✓ | | | |
| 7 | How will you rate the opportunities for students to engage in research projects or internships? | ✓ | | | | |
| 8 | Rate the curriculum and its updates to keep pace with technological advancements and industry needs? | ✓ | | | | |
| 9 | How would you rate the balance between academic studies and opportunities for extracurricular activities?. | ✓ | | | | |
| 10 | Considering all factors, how will you rate the satisfaction with the academic performance and environment of the college? | | ✓ | | | |

Any other suggestions: conduct more workshops to upgrade knowledge.

Date: 25/3/2019

Inturri
IQAC Co-ordinator
RISE Krishna Sai Gandhi Group
of Institutions, Valluru 523272

I. Navya Sri
Signature of Student



RISE KRISHNA SAI GANDHI GROUP OF INSTITUTIONS::ONGOLE

(Approved by AICTE-NEW DELHI, Affiliated to JNTUK KAKINADA)

NH-16, Valluru-523272, Ongole, Prakasam (District), A.P

INTERNAL QUALITY ASSURANCE CELL (IQAC)

STUDENT FEEDBACK ON AMBIENCE

| | |
|---|------------------------------------|
| Department Name: EEE | Academic Year: 2018 - 2019. |
| Program Name: B.Tech | Year/Semester: IV - II |
| Name of the Student: Inturi. Nanya Sri | Roll Number: 15881A0204 |

Please rate your valuable feedback on the ambience to improve the quality of Programme.

| S.No | Question | Excellent | Very Good | Good | Average | Poor |
|------|---|-----------|-----------|------|---------|------|
| 1 | How would you rate the overall cleanliness and maintenance of the campus? | ✓ | | | | |
| 2 | How would you rate the classrooms and lecture halls well-equipped and conducive to learning??. | | ✓ | | | |
| 3 | How would you rate the availability and condition of recreational facilities (e.g., sports grounds, gym)?. | | ✓ | | | |
| 4 | How would you rate the library facilities and resources? | | ✓ | | | |
| 5 | How would you describe the overall ambience of the campus in terms of aesthetics (landscaping, architecture, etc.)? | | ✓ | | | |
| 6 | How would you rate the adequate measures in place for emergency situations (fire, medical emergencies, etc.)? | ✓ | | | | |
| 7 | How would you describe the overall social environment of the college? | | ✓ | | | |
| 8 | How would you rate the classroom environment in terms of promoting active learning and participation? | | ✓ | | | |
| 9 | How would you rate the availability and quality of technological resources (labs, software, etc.) in the college?. | | ✓ | | | |
| 10 | How would you rate the opportunities for students to engage in extracurricular activities and clubs? | | ✓ | | | |

Any other suggestions: Nil

Date: **25/3/2019**

IS.
IQAC Co-ordinator
RISE Krishna Sai Gandhi Group
of Institutions, Valluru 523272

I. Nanya Sri
Signature of Student



RISE KRISHNA SAI GANDHI GROUP OF INSTITUTIONS::ONGOLE

(Approved by AICTE-NEW DELHI, Affiliated to JNTUK KAKINADA)

NH-16, Valluru-523272, Ongole, Prakasam (District), A.P

INTERNAL QUALITY ASSURANCE CELL (IQAC)

STUDENT FEEDBACK ON CURRICULUM

| | |
|---|---------------------------------|
| Department Name: MECHANICAL | Academic Year: 2018-2019 |
| Program Name: B.Tech | Year/Semester: IV - II |
| Name of the Student: P.venkatesh | Roll Number: 15881A0337 |

Please rate your valuable feedback on the curriculum for the review of the syllabus / to improve the quality of programme.

| S.No | Question | Excellent | Very Good | Good | Average | Poor |
|------|---|-----------|-----------|------|---------|------|
| 1 | How relevant do you find the course content in relation to current industry standards and practices?. | ✓ | | | | |
| 2 | How would you rate the teaching quality of the faculty in your department?. | ✓ | | | | |
| 3 | How do you rate the lab sessions and practicals effective in complementing the theoretical knowledge you gain in lectures?. | ✓ | | | | |
| 4 | How would you rate the availability and quality of learning resources (e.g., library, online materials, software)? | ✓ | | | | |
| 5 | How will you rate the timely and constructive feedback on your assignments and exams? | ✓ | | | | |
| 6 | How did you rate the approach of faculty members outside of classroom hours for doubts and discussions?. | ✓ | | | | |
| 7 | How will you rate the opportunities for students to engage in research projects or internships? | ✓ | | | | |
| 8 | Rate the curriculum and its updates to keep pace with technological advancements and industry needs? | ✓ | | | | |
| 9 | How would you rate the balance between academic studies and opportunities for extracurricular activities?. | ✓ | | | | |
| 10 | Considering all factors, how will you rate the satisfaction with the academic performance and environment of the college? | ✓ | | | | |

Any other suggestions: _____

Date: **25/3/2019**

IQAC Co-ordinator
RISE Krishna Sai Gandhi Group
of Institutions, Valluru 523 272

P. Venkatesh
Signature of Student



RISE KRISHNA SAI GANDHI GROUP OF INSTITUTIONS::ONGOLE

(Approved by AICTE-NEW DELHI, Affiliated to JNTUK KAKINADA)

NH-16, Valluru-523272, Ongole, Prakasam (District), A.P

INTERNAL QUALITY ASSURANCE CELL (IQAC)

STUDENT FEEDBACK ON AMBIENCE

| | |
|----------------------------------|--------------------------|
| Department Name: MECHANICAL | Academic Year: 2018-2019 |
| Program Name: B.Tech | Year/Semester: IV - II |
| Name of the Student: P.venkatesh | Roll Number: 158B1A0337 |


Please rate your valuable feedback on the ambience to improve the quality of Programme.

| S.No | Question | Excellent | Very Good | Good | Average | Poor |
|------|---|-----------|-----------|------|---------|------|
| 1 | How would you rate the overall cleanliness and maintenance of the campus? | ✓ | | | | |
| 2 | How would you rate the classrooms and lecture halls well-equipped and conducive to learning?? | ✓ | | | | |
| 3 | How would you rate the availability and condition of recreational facilities (e.g., sports grounds, gym)? | ✓ | | | | |
| 4 | How would you rate the library facilities and resources? | ✓ | | | | |
| 5 | How would you describe the overall ambience of the campus in terms of aesthetics (landscaping, architecture, etc.)? | ✓ | | | | |
| 6 | How would you rate the adequate measures in place for emergency situations (fire, medical emergencies, etc.)? | ✓ | | | | |
| 7 | How would you describe the overall social environment of the college? | ✓ | | | | |
| 8 | How would you rate the classroom environment in terms of promoting active learning and participation? | ✓ | | | | |
| 9 | How would you rate the availability and quality of technological resources (labs, software, etc.) in the college?. | ✓ | | | | |
| 10 | How would you rate the opportunities for students to engage in extracurricular activities and clubs? | ✓ | | | | |

Any other suggestions: _____

Date: 25/3/2019


IQAC Co-ordinator
RISE Krishna Sai Gandhi Group
of Institutions, Valluru 523 272


Signature of Student



RISE KRISHNA SAI GANDHI GROUP OF INSTITUTIONS::ONGOLE

(Approved by AICTE-NEW DELHI, Affiliated to JNTUK KAKINADA)

NH-16, Valluru-523272, Ongole, Prakasam (District), A.P

INTERNAL QUALITY ASSURANCE CELL (IQAC)

STUDENT FEEDBACK ON CURRICULUM

| | |
|--|---------------------------------|
| Department Name: MBA | Academic Year: 2018-2019 |
| Program Name: PE | Year/Semester: IV Sem |
| Name of the Student: G. Sai Krishna | Roll Number: 178BLE0006 |

Please rate your valuable feedback on the curriculum for the review of the syllabus / to improve the quality of programme.

| S.No | Question | Excellent | Very Good | Good | Average | Poor |
|------|---|-----------|-----------|------|---------|------|
| 1 | How relevant do you find the course content in relation to current industry standards and practices?. | ✓ | | | | |
| 2 | How would you rate the teaching quality of the faculty in your department?. | ✓ | | | | |
| 3 | How do you rate the lab sessions and practicals effective in complementing the theoretical knowledge you gain in lectures?. | ✓ | | | | |
| 4 | How would you rate the availability and quality of learning resources (e.g., library, online materials, software)? | ✓ | | | | |
| 5 | How will you rate the timely and constructive feedback on your assignments and exams? | ✓ | | | | |
| 6 | How did you rate the approach of faculty members outside of classroom hours for doubts and discussions?. | ✓ | | | | |
| 7 | How will you rate the opportunities for students to engage in research projects or internships? | ✓ | | | | |
| 8 | Rate the curriculum and its updates to keep pace with technological advancements and industry needs? | ✓ | | | | |
| 9 | How would you rate the balance between academic studies and opportunities for extracurricular activities?. | ✓ | | | | |
| 10 | Considering all factors, how will you rate the satisfaction with the academic performance and environment of the college? | ✓ | | | | |

Any other suggestions: _____

Date: **25/3/2019**

IQAC Co-ordinator
RISE Krishna Sai Gandhi Group
of Institutions, Valluru 523 272

G. Sai Krishna
Signature of Student



RISE KRISHNA SAI GANDHI GROUP OF INSTITUTIONS::ONGOLE

(Approved by AICTE-NEW DELHI, Affiliated to JNTUK KAKINADA)

NH-16, Valluru-523272, Ongole, Prakasam (District), A.P

INTERNAL QUALITY ASSURANCE CELL (IQAC)

STUDENT FEEDBACK ON AMBIENCE

| | |
|---|---------------------------------|
| Department Name: <u>MBA</u> | Academic Year: <u>2018-2019</u> |
| Program Name: <u>PG</u> | Year/Semester: <u>IV</u> |
| Name of the Student: <u>G. Saikrishna</u> | Roll Number: <u>17881E0086</u> |

Please rate your valuable feedback on the ambience to improve the quality of Programme.

| S.No | Question | Excellent | Very Good | Good | Average | Poor |
|------|---|-----------|-----------|------|---------|------|
| 1 | How would you rate the overall cleanliness and maintenance of the campus? | ✓ | | | | |
| 2 | How would you rate the classrooms and lecture halls well-equipped and conducive to learning?? | ✓ | | | | |
| 3 | How would you rate the availability and condition of recreational facilities (e.g., sports grounds, gym)? | ✓ | | | | |
| 4 | How would you rate the library facilities and resources? | ✓ | | | | |
| 5 | How would you describe the overall ambience of the campus in terms of aesthetics (landscaping, architecture, etc.)? | ✓ | | | | |
| 6 | How would you rate the adequate measures in place for emergency situations (fire, medical emergencies, etc.)? | ✓ | | | | |
| 7 | How would you describe the overall social environment of the college? | ✓ | | | | |
| 8 | How would you rate the classroom environment in terms of promoting active learning and participation? | ✓ | | | | |
| 9 | How would you rate the availability and quality of technological resources (labs, software, etc.) in the college?. | ✓ | | | | |
| 10 | How would you rate the opportunities for students to engage in extracurricular activities and clubs? | ✓ | | | | |

Any other suggestions: _____

Date: 25/3/2019

Blg.
IQAC Co-ordinator
RISE Krishna Sai Gandhi Group
of Institutions, Valluru 523 272

G. Saikrishna
Signature of Student



RISE KRISHNA SAI GANDHI GROUP OF INSTITUTIONS::ONGOLE

(Approved by AICTE-NEW DELHI, Affiliated to JNTUK KAKINADA)
NH-16, Valluru-523272, Ongole, Prakasam (District), A.P

INTERNAL QUALITY ASSURANCE CELL (IQAC)

ANALYSIS OF STUDENT FEEDBACK ON CURRICULUM

| | |
|------------------------|-------------------------|
| Programme Name: B.Tech | Academic Year:2018-2019 |
| Department Name:CIVIL | Year/Semester:I-I |

| S.No | Question | Excellent | Very Good | Good | Average | Poor |
|------|--|-----------|-----------|------|---------|------|
| 1 | How relevant do you find the course content in relation to current industry standards and practices? | 22 | 2 | 0 | 0 | 0 |
| 2 | How would you rate the teaching quality of the faculty in your department? | 21 | 2 | 1 | 0 | 0 |
| 3 | How do you rate the lab sessions and practicals effective in complementing the theoretical knowledge you gain in lectures? | 20 | 2 | 2 | 0 | 0 |
| 4 | How would you rate the availability and quality of learning resources (e.g., library, online materials, software)? | 22 | 1 | 1 | 0 | 0 |
| 5 | How will you rate the timely and constructive feedback on your assignments and exams? | 23 | 1 | 0 | 0 | 0 |
| 6 | How did you rate the approach of faculty members outside of classroom hours for doubts and discussions? | 21 | 2 | 1 | 0 | 0 |
| 7 | How will you rate the opportunities for students to engage in research projects or internships? | 20 | 2 | 2 | 0 | 0 |
| 8 | Rate the curriculum and its updates to keep pace with technological advancements and industry needs? | 20 | 2 | 2 | 0 | 0 |
| 9 | How would you rate the balance between academic studies and opportunities for extracurricular activities? | 23 | 1 | 0 | 0 | 0 |
| 10 | Considering all factors, how will you rate the satisfaction with the academic performance and environment of the college? | 22 | 2 | 0 | 0 | 0 |

Blx
IQAC Co-ordinator
RISE Krishna Sai Gandhi Group
of Institutions, Valluru 523 272

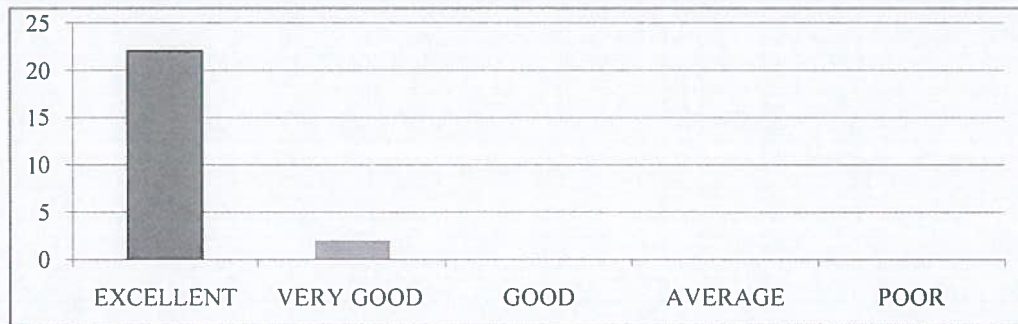
Sondhi
HOD
HEAD OF THE DEPARTMENT
Dept Of S & H
RISE Krishna Sai Gandhi Group
of Institutions, VALLURU, A.P.523 272

**INTERNAL QUALITY ASSURANCE CELL (IQAC)
ANALYSIS OF STUDENT FEEDBACK ON CURRICULUM**

| Programme Name | Department Name | Academic Year | Semester |
|----------------|-----------------|---------------|----------|
| B.Tech | CIVIL | 2018-2019 | I |

1. How relevant do you find the course content in relation to current industry standards and practices?

| EXCELLENT | VERY GOOD | GOOD | AVERAGE | POOR |
|-----------|-----------|------|---------|------|
| 22 | 2 | 0 | 0 | 0 |



2. How would you rate the teaching quality of the faculty in your department?

| EXCELLENT | VERY GOOD | GOOD | AVERAGE | POOR |
|-----------|-----------|------|---------|------|
| 21 | 2 | 1 | 0 | 0 |



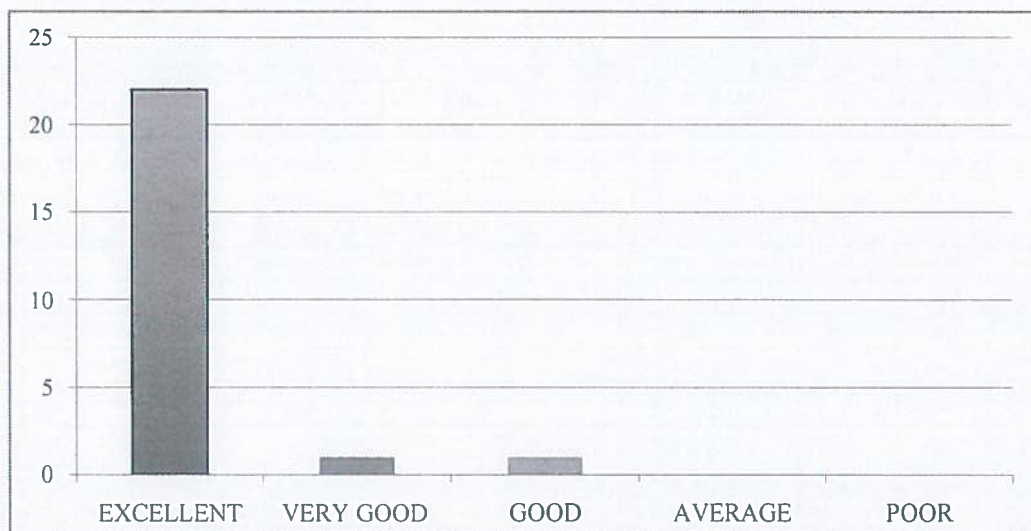
3. How do you rate the lab sessions and practicals effective in complementing the theoretical knowledge you gain in lectures?

| EXCELLENT | VERY GOOD | GOOD | AVERAGE | POOR |
|-----------|-----------|------|---------|------|
| 20 | 2 | 2 | 0 | 0 |




4. How do you rate the availability and quality of learning resources (e.g., library, online materials, software)?

| EXCELLENT | VERY GOOD | GOOD | AVERAGE | POOR |
|-----------|-----------|------|---------|------|
| 22 | 1 | 1 | 0 | 0 |



5. How will you rate the timely and constructive feedback on your assignments and exams?

| EXCELLENT | VERY GOOD | GOOD | AVERAGE | POOR |
|-----------|-----------|------|---------|------|
| 23 | 1 | 0 | 0 | 0 |



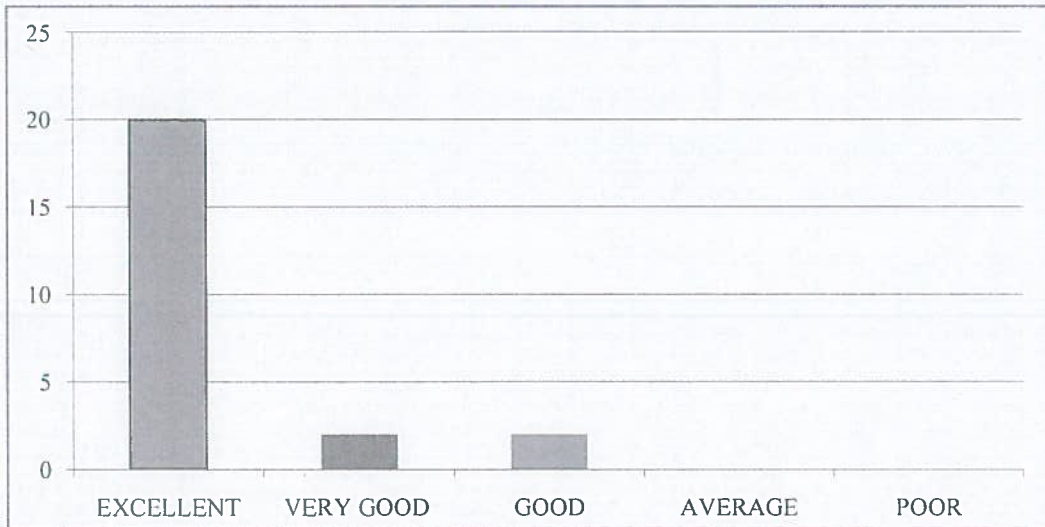
6. How did you rate the approach of faculty members outside of classroom hours for doubts and discussions?

| EXCELLENT | VERY GOOD | GOOD | AVERAGE | POOR |
|-----------|-----------|------|---------|------|
| 21 | 2 | 1 | 0 | 0 |



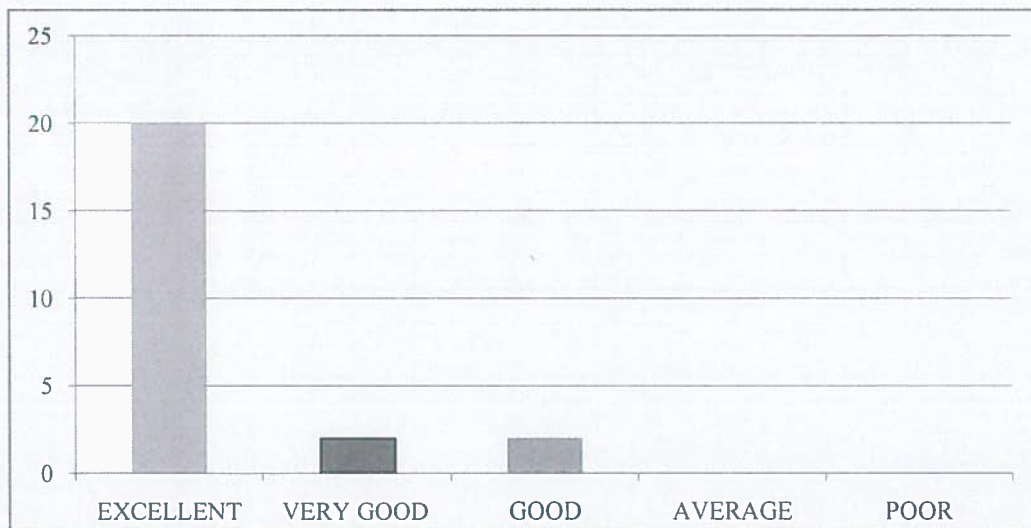
7. How will you rate the opportunities for students to engage in research projects or internships?

| EXCELLENT | VERY GOOD | GOOD | AVERAGE | POOR |
|-----------|-----------|------|---------|------|
| 20 | 2 | 2 | 0 | 0 |



8. Rate the curriculum and its updates to keep pace with technological advancements and industry needs?

| EXCELLENT | VERY GOOD | GOOD | AVERAGE | POOR |
|-----------|-----------|------|---------|------|
| 20 | 2 | 2 | 0 | 0 |



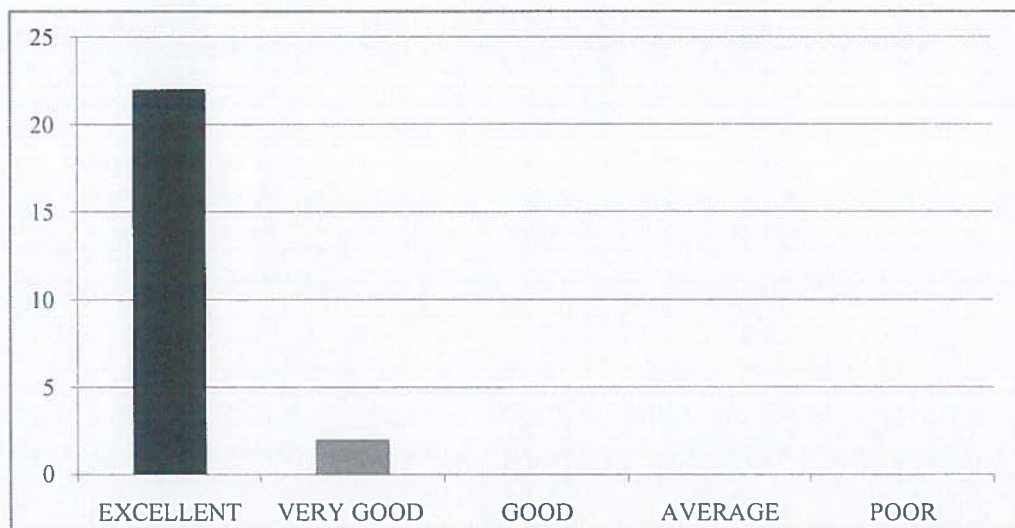
9. How would you rate the balance between academic studies and opportunities for extracurricular activities?

| EXCELLENT | VERY GOOD | GOOD | AVERAGE | POOR |
|-----------|-----------|------|---------|------|
| 23 | 1 | 0 | 0 | 0 |



10. Considering all factors, how will you rate the satisfaction with the academic performance and environment of the college?

| EXCELLENT | VERY GOOD | GOOD | AVERAGE | POOR |
|-----------|-----------|------|---------|------|
| 22 | 2 | 0 | 0 | 0 |





RISE KRISHNA SAI GANDHI GROUP OF INSTITUTIONS::ONGOLE

(Approved by AICTE-NEW DELHI, Affiliated to JNTUK KAKINADA)

NH-16, Valluru-523272, Ongole, Prakasam (District), A.P

INTERNAL QUALITY ASSURANCE CELL (IQAC)

REPORT ON STUDENT FEEDBACK ANALYSIS ON CURRICULUM

| | |
|-------------------------|-------------------------|
| Program Name : B.TECH | Academic Year : 2018-19 |
| Department Name : CIVIL | Year/Semester : I-I |

1. How relevant do you find the course content in relation to current industry standards and practices?.

From the analysis report, it was observed that 91.67% of the students rated excellent about the course content in relation to current industry standards and practices & 8.33% of the students rated very good.

2. How would you rate the teaching quality of the faculty in your department?

From the analysis report, it was observed that 87.50% of the students rated excellent about the teaching quality of the faculty in the department and practices, 8.33% of the students rated very good & 4.17% of the students rated it good.

3. How do you rate the lab sessions and practicals effective in complementing the theoretical knowledge you gain in lectures?

From the analysis report, it was observed that 83.33% of the students rated excellent about the lab sessions and practicals effective in complementing the theoretical knowledge gain in lectures, 8.33% of the students rated very good & 8.33% of the students rated it good.

4. How would you rate the availability and quality of learning resources (e.g., library, online materials, software)?

From the analysis report, it was observed that 91.67% of the students rated excellent about the availability and quality of learning resources, 4.17% of the students rated very good & 4.17% of the students rated it good.

5. How will you rate the timely and constructive feedback on your assignments and exams?

From the analysis report, it was observed that 95.83% of the students rated excellent about the timely and constructive feedback on assignments and exams & 4.17% of the students rated very good .

6. How did you rate the approach of faculty members outside of classroom hours for doubts and discussions?

From the analysis report, it was observed that 87.50% of the students rated excellent about the approach of faculty members outside of classroom hours for doubts and discussions, 8.33% of the students rated very good & 4.17% of the students rated it good.

7. How will you rate the opportunities for students to engage in research projects or internships?

From the analysis report, it was observed that 83.33% of the students rated excellent about the opportunities for students to engage in research projects or internships, 8.33% of the students rated very good & 8.33% of the students rated it good.

8. Rate the curriculum and its updates to keep pace with technological advancements and industry needs?

From the analysis report, it was observed that 83.33% of the students rated excellent about the curriculum and its updates to keep pace with technological advancements and industry needs, 8.33% of the students rated very good & 8.33% of the students rated it good.


9. How would you rate the balance between academic studies and opportunities for extracurricular activities?


From the analysis report, it was observed that 95.83% of the students rated excellent about the balance between academic studies and opportunities for extracurricular activities & 4.17% of the students rated very good.

10. Considering all factors, how will you rate the satisfaction with the academic performance and environment of the college?

From the analysis report, it was observed that 91.67% of the students rated excellent about overall satisfaction with the academic performance and environment of the college & 8.33% of the students rated very good.


COORDINATOR


IQAC Co-ordinator
RISE Krishna Sai Gandhi Group
of Institutions, Valluru 523 272


HOD
HEAD OF THE DEPARTMENT
Dept Of S & H
RISE Krishna Sai Gandhi Group
of Institutions, VALLURU, A.P.523 272



RISE KRISHNA SAI GANDHI GROUP OF INSTITUTIONS::ONGOLE

(Approved by AICTE-NEW DELHI, Affiliated to JNTUK KAKINADA)


NH-16, Valluru-523272, Ongole, Prakasam (District), A.P


INTERNAL QUALITY ASSURANCE CELL (IQAC)

ANALYSIS OF STUDENT FEEDBACK ON AMBIENCE

| | |
|------------------------|-------------------------|
| Programme Name: B.Tech | Academic Year:2018-2019 |
| Department Name:CIVIL | Year/Semester:I-I |

| S.No | Question | Excellent | Very Good | Good | Average | Poor |
|------|---|-----------|-----------|------|---------|------|
| 1 | How would you rate the overall cleanliness and maintenance of the campus? | 21 | 3 | 0 | 0 | 0 |
| 2 | How would you rate the classrooms and lecture halls well-equipped and conducive to learning? | 22 | 2 | 0 | 0 | 0 |
| 3 | How would you rate the availability and condition of recreational facilities (e.g., sports grounds, gym)? | 21 | 2 | 1 | 0 | 0 |
| 4 | How would you rate the library facilities and resources? | 23 | 1 | 0 | 0 | 0 |
| 5 | How would you describe the overall ambiance of the campus in terms of aesthetics (landscaping, architecture, etc.)? | 20 | 2 | 2 | 0 | 0 |
| 6 | How would you rate the adequate measures in place for emergency situations (fire, medical emergencies, etc.)? | 21 | 2 | 1 | 0 | 0 |
| 7 | How would you describe the overall social environment of the college? | 20 | 2 | 2 | 0 | 0 |
| 8 | How would you rate the classroom environment in terms of promoting active learning and participation? | 21 | 2 | 1 | 0 | 0 |
| 9 | How would you rate the availability and quality of technological resources (labs, software, etc.) in the college? | 23 | 1 | 0 | 0 | 0 |
| 10 | How would you rate the opportunities for students to engage in extracurricular activities and clubs? | 21 | 3 | 0 | 0 | 0 |


IQAC Co-ordinator
RISE Krishna Sai Gandhi Group
of Institutions, Valluru 523 272


HEAD OF THE DEPARTMENT
Dept Of S & H
RISE Krishna Sai Gandhi Group
of Institutions, VALLURU, A.P.523 272

**INTERNAL QUALITY ASSURANCE CELL (IQAC)
ANALYSIS OF STUDENT FEEDBACK ON AMBIENCE**

| Programme Name | Department Name | Academic Year | Semester |
|----------------|-----------------|---------------|----------|
| B.Tech | CIVIL | 2018-2019 | 1 |


1. How would you rate the overall cleanliness and maintenance of the campus?

| EXCELLENT | VERY GOOD | GOOD | AVERAGE | POOR |
|-----------|-----------|------|---------|------|
| 21 | 3 | 0 | 0 | 0 |



2. How would you rate the classrooms and lecture halls well-equipped and conducive to learning?

| EXCELLENT | VERY GOOD | GOOD | AVERAGE | POOR |
|-----------|-----------|------|---------|------|
| 22 | 2 | 0 | 0 | 0 |



3. How would you rate the availability and condition of recreational facilities (e.g., sports grounds, gym)?

| EXCELLENT | VERY GOOD | GOOD | AVERAGE | POOR |
|-----------|-----------|------|---------|------|
| 21 | 2 | 1 | 0 | 0 |



4. How would you rate the library facilities and resources?

| EXCELLENT | VERY GOOD | GOOD | AVERAGE | POOR |
|-----------|-----------|------|---------|------|
| 23 | 1 | 0 | 0 | 0 |



5. How would you describe the overall ambiance of the campus in terms of aesthetics (landscaping, architecture, etc.)?

| EXCELLENT | VERY GOOD | GOOD | AVERAGE | POOR |
|-----------|-----------|------|---------|------|
| 20 | 2 | 2 | 0 | 0 |



6. How would you rate the adequate measures in place for emergency situations (fire, medical emergencies, etc.)?

| EXCELLENT | VERY GOOD | GOOD | AVERAGE | POOR |
|-----------|-----------|------|---------|------|
| 21 | 2 | 1 | 0 | 0 |



7. How would you describe the overall social environment of the college?

| EXCELLENT | VERY GOOD | GOOD | AVERAGE | POOR |
|-----------|-----------|------|---------|------|
| 20 | 2 | 2 | 0 | 0 |



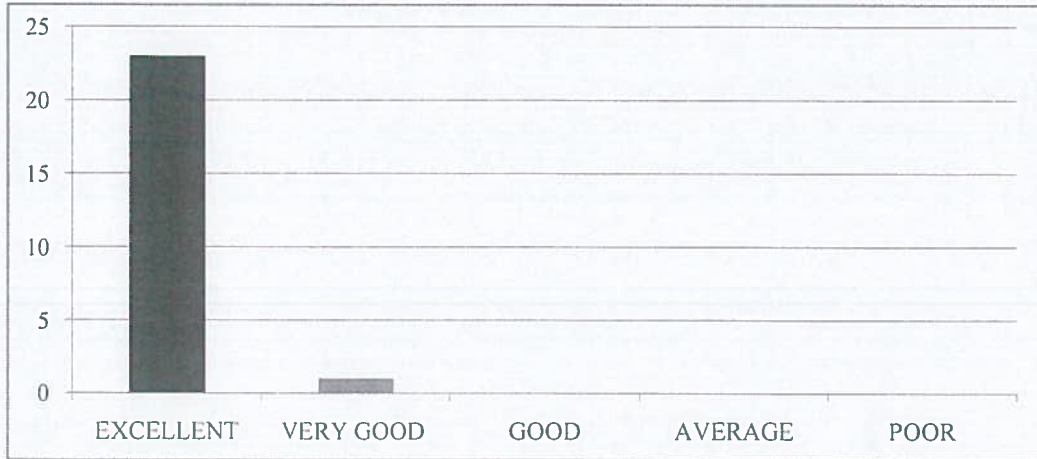
8. How would you rate the classroom environment in terms of promoting active learning and participation?

| EXCELLENT | VERY GOOD | GOOD | AVERAGE | POOR |
|-----------|-----------|------|---------|------|
| 21 | 2 | 1 | 0 | 0 |



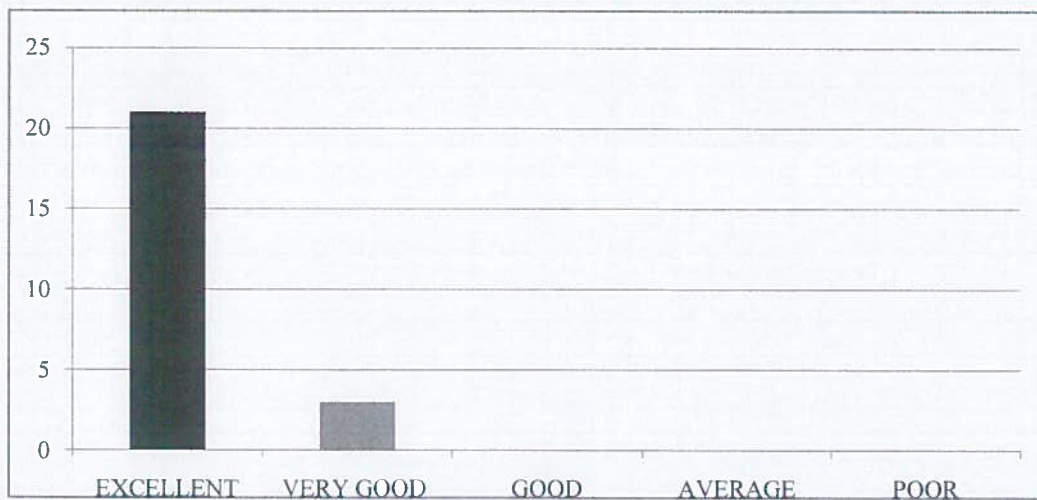
9. How would you rate the availability and quality of technological resources (labs, software, etc.) in the college?

| EXCELLENT | VERY GOOD | GOOD | AVERAGE | POOR |
|-----------|-----------|------|---------|------|
| 23 | 1 | 0 | 0 | 0 |



10. How would you rate the opportunities for students to engage in extracurricular activities and clubs?

| EXCELLENT | VERY GOOD | GOOD | AVERAGE | POOR |
|-----------|-----------|------|---------|------|
| 21 | 3 | 0 | 0 | 0 |





RISE KRISHNA SAI GANDHI GROUP OF INSTITUTIONS::ONGOLE

(Approved by AICTE-NEW DELHI, Affiliated to JNTUK KAKINADA)

NH-16, Valluru-523272, Ongole, Prakasam (District), A.P

INTERNAL QUALITY ASSURANCE CELL (IQAC)

REPORT ON STUDENT FEEDBACK ANALYSIS ON AMBIENCE

| | |
|--------------------------------|--------------------------------|
| Program Name : B.TECH | Academic Year : 2018-19 |
| Department Name : CIVIL | Year/Semester : I-I |

1. How would you rate the overall cleanliness and maintenance of the campus?

From the analysis report, it was observed that 87.50% of the students rated excellent about the overall cleanliness and maintenance of the campus & 12.50% of the students rated very good.

2. How would you rate the classrooms and lecture halls well-equipped and conducive to learning?

From the analysis report, it was observed that 91.67% of the students rated excellent about the classrooms and lecture halls well-equipped and conducive to learning & 8.33% of the students rated very good.

3. How would you rate the availability and condition of recreational facilities (e.g., sports grounds, gym)?

From the analysis report, it was observed that 87.50% of the students rated excellent about the availability and condition of recreational facilities, 8.33% of the students rated very good & 4.17% of the students rated it good.

4. How would you rate the library facilities and resources?

From the analysis report, it was observed that 95.83% of the students rated excellent about the library facilities and resources & 4.17% of the students rated very good.

5. How would you describe the overall ambience of the campus in terms of aesthetics (landscaping, architecture, etc.)?

From the analysis report, it was observed that 83.33% of the students rated excellent about the overall ambience of the campus in terms of aesthetics, 8.33% of the students rated very good & 8.33% of the students rated it good.

6. How would you rate the adequate measures in place for emergency situations (fire, medical emergencies, etc.)?

From the analysis report, it was observed that 87.50% of the students rated excellent about the adequate measures in place for emergency situations, 8.33% of the students rated very good & 4.17% of the students rated it good.

7. How would you describe the overall social environment of the college?

From the analysis report, it was observed that 83.33% of the students rated excellent about the overall social environment of the college, 8.33% of the students rated very good & 8.33% of the students rated it good.

8. How would you rate the classroom environment in terms of promoting active learning and participation?

From the analysis report, it was observed that 87.50% of the students rated excellent about the classroom environment in terms of promoting active learning and participation, 8.33% of the students rated very good & 4.17% of the students rated it good.

9. How would you rate the availability and quality of technological resources (labs, software, etc.) in the college?

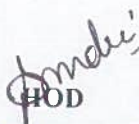
From the analysis report, it was observed that 95.83% of the students rated excellent about the availability and quality of technological resources in the college & 4.17% of the students rated very good.

10. How would you rate the opportunities for students to engage in extracurricular activities and clubs?

From the analysis report, it was observed that 87.50% of the students rated excellent about the opportunities for students to engage in extracurricular activities and clubs & 12.50% of the students rated very good.


COORDINATOR


IQAC Co-ordinator
RISE Krishna Sai Gandhi Group
of Institutions, Valluru 523 272


HOD
HEAD OF THE DEPARTMENT
Dept Of S & H
RISE Krishna Sai Gandhi Group
of Institutions, VALLURU, A.P.523 272



RISE KRISHNA SAI GANDHI GROUP OF INSTITUTIONS::ONGOLE


(Approved by AICTE-NEW DELHI, Affiliated to JNTUK KAKINADA)
NH-16, Valluru-523272, Ongole, Prakasam (District), A.P


INTERNAL QUALITY ASSURANCE CELL (IQAC)

ANALYSIS OF STUDENT FEEDBACK ON CURRICULUM

| | |
|-----------------------|-------------------------|
| Programme Name:B.Tech | Academic Year:2018-2019 |
| Department Name:ECE | Year/Semester:I-I |

| S.No | Question | Excellent | Very Good | Good | Average | Poor |
|------|--|-----------|-----------|------|---------|------|
| 1 | How relevant do you find the course content in relation to current industry standards and practices? | 109 | 4 | 2 | 0 | 0 |
| 2 | How would you rate the teaching quality of the faculty in your department? | 107 | 6 | 2 | 0 | 0 |
| 3 | How do you rate the lab sessions and practicals effective in complementing the theoretical knowledge you gain in lectures? | 108 | 5 | 2 | 0 | 0 |
| 4 | How would you rate the availability and quality of learning resources (e.g., library, online materials, software)? | 110 | 3 | 2 | 0 | 0 |
| 5 | How will you rate the timely and constructive feedback on your assignments and exams? | 111 | 2 | 2 | 0 | 0 |
| 6 | How did you rate the approach of faculty members outside of classroom hours for doubts and discussions? | 112 | 2 | 1 | 0 | 0 |
| 7 | How will you rate the opportunities for students to engage in research projects or internships? | 111 | 2 | 2 | 0 | 0 |
| 8 | Rate the curriculum and its updates to keep pace with technological advancements and industry needs? | 106 | 5 | 4 | 0 | 0 |
| 9 | How would you rate the balance between academic studies and opportunities for extracurricular activities? | 106 | 5 | 4 | 0 | 0 |
| 10 | Considering all factors, how will you rate the satisfaction with the academic performance and environment of the college? | 109 | 3 | 3 | 0 | 0 |


IQAC Co-ordinator
RISE Krishna Sai Gandhi Group
of Institutions, Valluru 523 272

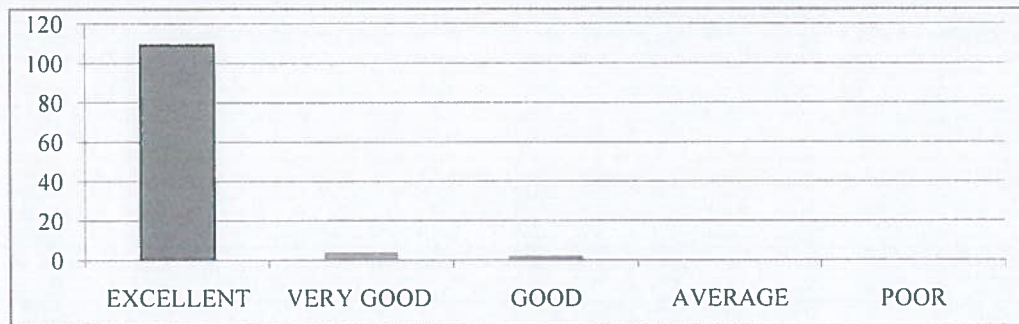

HOD
HEAD OF THE DEPARTMENT
Dept Of S & H
RISE Krishna Sai Gandhi Group
of Institutions,VALLURU,A.P.523 272

**INTERNAL QUALITY ASSURANCE CELL (IQAC)
ANALYSIS OF STUDENT FEEDBACK ON CURRICULUM**

| Programme Name | Department Name | Academic Year | Semester |
|----------------|-----------------|---------------|----------|
| B.Tech | ECE | 2018-2019 | I |

1. How relevant do you find the course content in relation to current industry standards and practices?

| EXCELLENT | VERY GOOD | GOOD | AVERAGE | POOR |
|-----------|-----------|------|---------|------|
| 109 | 4 | 2 | 0 | 0 |



2. How would you rate the teaching quality of the faculty in your department?

| EXCELLENT | VERY GOOD | GOOD | AVERAGE | POOR |
|-----------|-----------|------|---------|------|
| 107 | 6 | 2 | 0 | 0 |



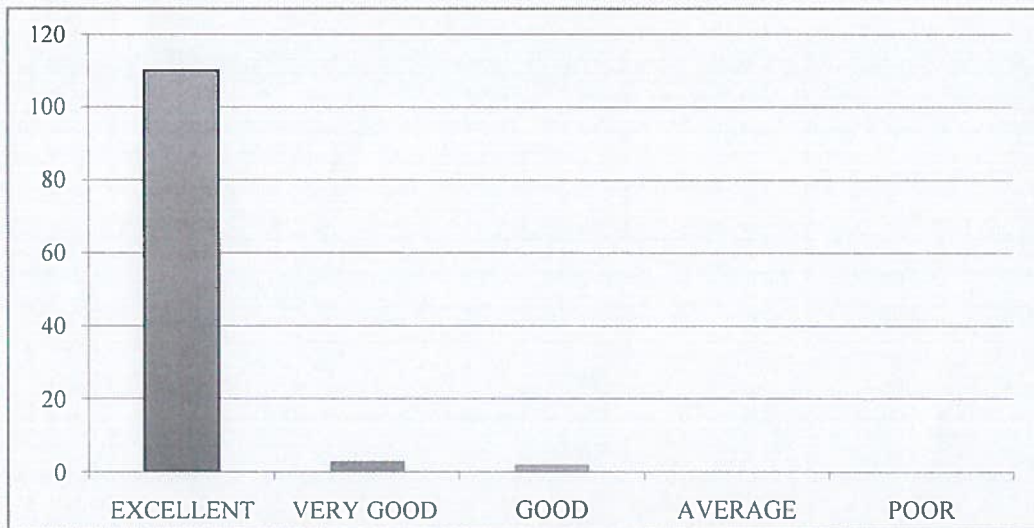
3. How do you rate the lab sessions and practicals effective in complementing the theoretical knowledge you gain in lectures?

| EXCELLENT | VERY GOOD | GOOD | AVERAGE | POOR |
|-----------|-----------|------|---------|------|
| 108 | 5 | 2 | 0 | 0 |




4. How do you rate the availability and quality of learning resources (e.g., library, online materials, software)?

| EXCELLENT | VERY GOOD | GOOD | AVERAGE | POOR |
|-----------|-----------|------|---------|------|
| 110 | 3 | 2 | 0 | 0 |



5. How will you rate the timely and constructive feedback on your assignments and exams?

| EXCELLENT | VERY GOOD | GOOD | AVERAGE | POOR |
|-----------|-----------|------|---------|------|
| 111 | 2 | 2 | 0 | 0 |



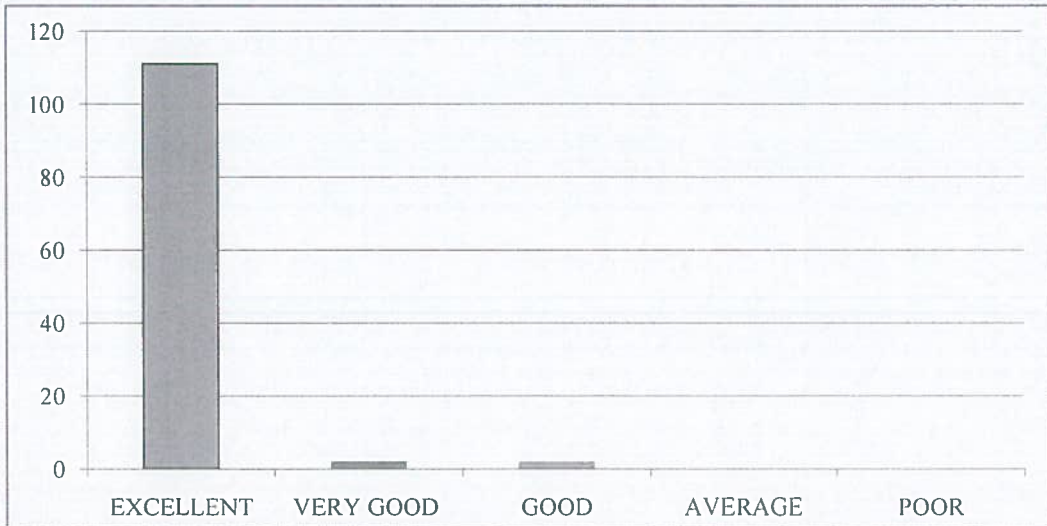
6. How did you rate the approach of faculty members outside of classroom hours for doubts and discussions?

| EXCELLENT | VERY GOOD | GOOD | AVERAGE | POOR |
|-----------|-----------|------|---------|------|
| 112 | 2 | 1 | 0 | 0 |



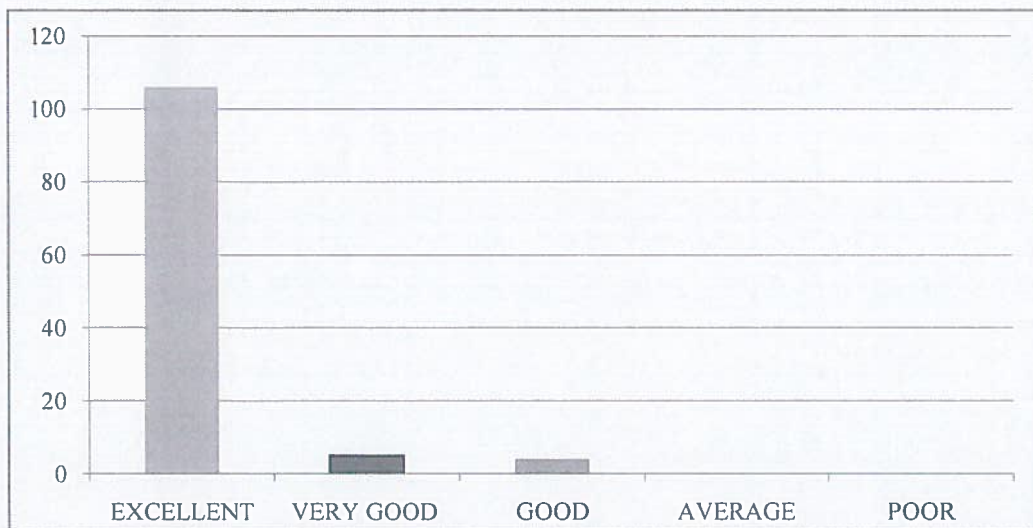
7. How will you rate the opportunities for students to engage in research projects or internships?

| EXCELLENT | VERY GOOD | GOOD | AVERAGE | POOR |
|-----------|-----------|------|---------|------|
| 111 | 2 | 2 | 0 | 0 |



8. Rate the curriculum and its updates to keep pace with technological advancements and industry needs?

| EXCELLENT | VERY GOOD | GOOD | AVERAGE | POOR |
|-----------|-----------|------|---------|------|
| 106 | 5 | 4 | 0 | 0 |



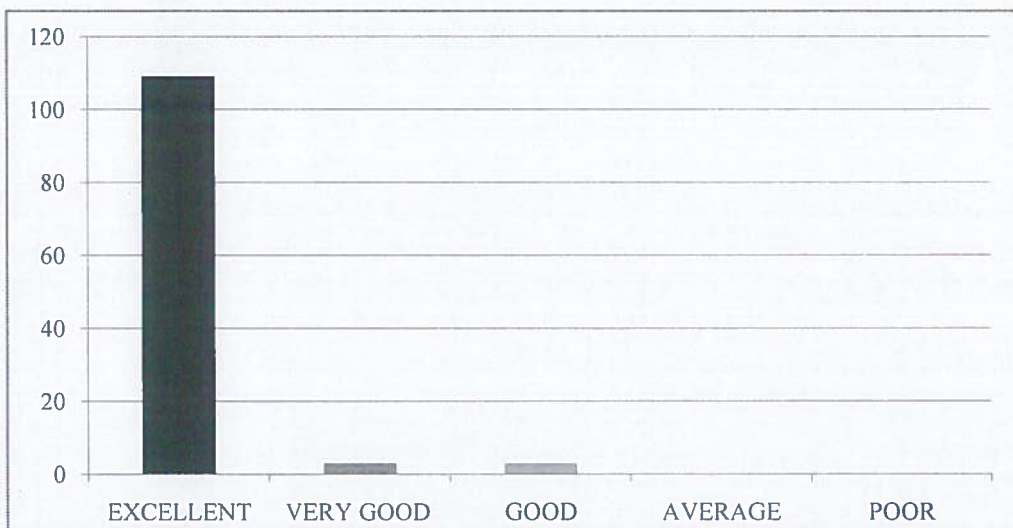
9. How would you rate the balance between academic studies and opportunities for extracurricular activities?

| EXCELLENT | VERY GOOD | GOOD | AVERAGE | POOR |
|-----------|-----------|------|---------|------|
| 106 | 5 | 4 | 0 | 0 |



10. Considering all factors, how will you rate the satisfaction with the academic performance and environment of the college?

| EXCELLENT | VERY GOOD | GOOD | AVERAGE | POOR |
|-----------|-----------|------|---------|------|
| 109 | 3 | 3 | 0 | 0 |





RISE KRISHNA SAI GANDHI GROUP OF INSTITUTIONS::ONGOLE
(Approved by AICTE-NEW DELHI, Affiliated to JNTUK KAKINADA)
NH-16, Valluru-523272, Ongole, Prakasam (District), A.P

INTERNAL QUALITY ASSURANCE CELL (IQAC)

REPORT ON STUDENT FEEDBACK ANALYSIS ON CURRICULUM

| | |
|-----------------------|-------------------------|
| Program Name : B.TECH | Academic Year : 2018-19 |
| Department Name : ECE | Year/Semester : I-I |

1. How relevant do you find the course content in relation to current industry standards and practices?.

From the analysis report, it was observed that 94.78% of the students rated excellent about the course content in relation to current industry standards and practices, 3.48% of the students rated very good & 1.74% of the students rated it good.

2. How would you rate the teaching quality of the faculty in your department?

From the analysis report, it was observed that 93.04% of the students rated excellent about the teaching quality of the faculty in the department and practices, 5.22% of the students rated very good & 1.74% of the students rated it good.

3. How do you rate the lab sessions and practicals effective in complementing the theoretical knowledge you gain in lectures?

From the analysis report, it was observed that 93.91% of the students rated excellent about the lab sessions and practicals effective in complementing the theoretical knowledge gain in lectures, 4.35% of the students rated very good & 1.74% of the students rated it good.

4. How would you rate the availability and quality of learning resources (e.g., library, online materials, software)?

From the analysis report, it was observed that 95.65% of the students rated excellent about the availability and quality of learning resources, 2.61% of the students rated very good & 1.74% of the students rated it good.

5. How will you rate the timely and constructive feedback on your assignments and exams?

From the analysis report, it was observed that 96.52% of the students rated excellent about the timely and constructive feedback on assignments and exams, 1.74% of the students rated very good & 1.74% of the students rated it good.

6. How did you rate the approach of faculty members outside of classroom hours for doubts and discussions?

From the analysis report, it was observed that 97.39% of the students rated excellent about the approach of faculty members outside of classroom hours for doubts and discussions, 1.74% of the students rated very good & 0.87% of the students rated it good.

7. How will you rate the opportunities for students to engage in research projects or internships?

From the analysis report, it was observed that 96.52% of the students rated excellent about the opportunities for students to engage in research projects or internships, 1.74% of the students rated very good & 1.74% of the students rated it good.

8. Rate the curriculum and its updates to keep pace with technological advancements and industry needs?

From the analysis report, it was observed that 92.17% of the students rated excellent about the curriculum and its updates to keep pace with technological advancements and industry needs, 4.35% of the students rated very good & 3.48% of the students rated it good.


9. How would you rate the balance between academic studies and opportunities for extracurricular activities?

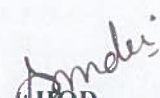
From the analysis report, it was observed that 92.17% of the students rated excellent about the balance between academic studies and opportunities for extracurricular activities, 4.35% of the students rated very good & 3.48% of the students rated it good.

10. Considering all factors, how will you rate the satisfaction with the academic performance and environment of the college?

From the analysis report, it was observed that 94.78% of the students rated excellent about overall satisfaction with the academic performance and environment of the college, 2.61% of the students rated very good & 2.61% of the students rated it good.


COORDINATOR


IQAC Co-ordinator
RISE Krishna Sai Gandhi Group
of Institutions, Valluru 523 272


HEAD OF THE DEPARTMENT
Dept Of S & H
RISE Krishna Sai Gandhi Group
of Institutions, VALLURU, A.P. 523 272



RISE KRISHNA SAI GANDHI GROUP OF INSTITUTIONS::ONGOLE

(Approved by AICTE-NEW DELHI, Affiliated to JNTUK KAKINADA)

NH-16, Valluru-523272, Ongole, Prakasam (District), A.P

INTERNAL QUALITY ASSURANCE CELL (IQAC)

ANALYSIS OF STUDENT FEEDBACK ON AMBIENCE

| | |
|-----------------------|-------------------------|
| Programme Name:B.Tech | Academic Year:2018-2019 |
| Department Name:ECE | Year/Semester:I-I |

| S.No | Question | Excellent | Very Good | Good | Average | Poor |
|------|---|-----------|-----------|------|---------|------|
| 1 | How would you rate the overall cleanliness and maintenance of the campus? | 112 | 2 | 1 | 0 | 0 |
| 2 | How would you rate the classrooms and lecture halls well-equipped and conducive to learning? | 110 | 3 | 2 | 0 | 0 |
| 3 | How would you rate the availability and condition of recreational facilities (e.g., sports grounds, gym)? | 108 | 5 | 2 | 0 | 0 |
| 4 | How would you rate the library facilities and resources? | 110 | 3 | 2 | 0 | 0 |
| 5 | How would you describe the overall ambiance of the campus in terms of aesthetics (landscaping, architecture, etc.)? | 107 | 5 | 3 | 0 | 0 |
| 6 | How would you rate the adequate measures in place for emergency situations (fire, medical emergencies, etc.)? | 114 | 1 | 0 | 0 | 0 |
| 7 | How would you describe the overall social environment of the college? | 110 | 3 | 2 | 0 | 0 |
| 8 | How would you rate the classroom environment in terms of promoting active learning and participation? | 105 | 5 | 5 | 0 | 0 |
| 9 | How would you rate the availability and quality of technological resources (labs, software, etc.) in the college? | 109 | 5 | 1 | 0 | 0 |
| 10 | How would you rate the opportunities for students to engage in extracurricular activities and clubs? | 107 | 6 | 2 | 0 | 0 |

Bl.
IQAC Co-ordinator
RISE Krishna Sai Gandhi Group
of Institutions, Valluru 523 272


S. S. S.
HEAD OF THE DEPARTMENT
Dept Of S & H
RISE Krishna Sai Gandhi Group
of Institutions, VALLURU, A.P.523 272

**INTERNAL QUALITY ASSURANCE CELL (IQAC)
ANALYSIS OF STUDENT FEEDBACK ON AMBIENCE**

| Programme Name | Department Name | Academic Year | Semester |
|----------------|-----------------|---------------|----------|
| B.Tech | ECE | 2018-2019 | I |

1. How would you rate the overall cleanliness and maintenance of the campus?

| EXCELLENT | VERY GOOD | GOOD | AVERAGE | POOR |
|-----------|-----------|------|---------|------|
| 112 | 2 | 1 | 0 | 0 |



2. How would you rate the classrooms and lecture halls well-equipped and conducive to learning?

| EXCELLENT | VERY GOOD | GOOD | AVERAGE | POOR |
|-----------|-----------|------|---------|------|
| 110 | 3 | 2 | 0 | 0 |



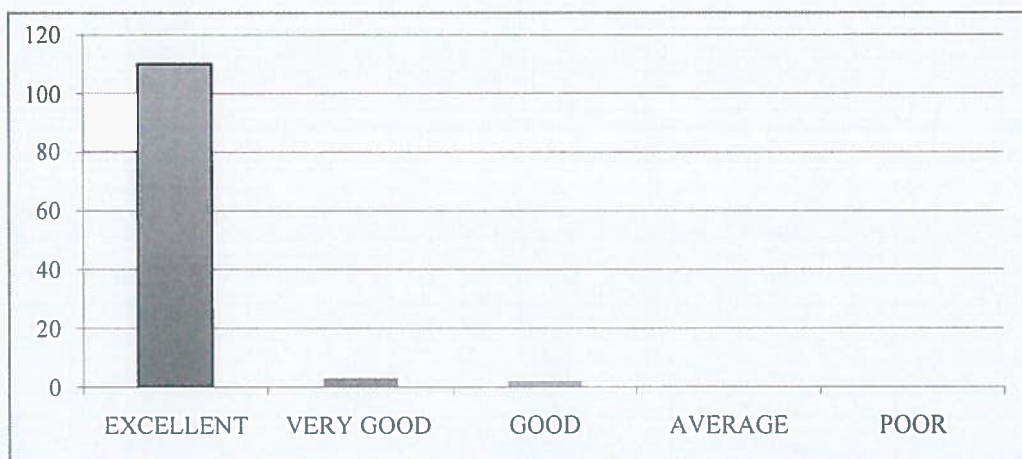
3. How would you rate the availability and condition of recreational facilities (e.g., sports grounds, gym)?

| EXCELLENT | VERY GOOD | GOOD | AVERAGE | POOR |
|-----------|-----------|------|---------|------|
| 108 | 5 | 2 | 0 | 0 |



4. How would you rate the library facilities and resources?

| EXCELLENT | VERY GOOD | GOOD | AVERAGE | POOR |
|-----------|-----------|------|---------|------|
| 110 | 3 | 2 | 0 | 0 |




5. How would you describe the overall ambiance of the campus in terms of aesthetics (landscaping, architecture, etc.)?

| EXCELLENT | VERY GOOD | GOOD | AVERAGE | POOR |
|-----------|-----------|------|---------|------|
| 107 | 5 | 3 | 0 | 0 |



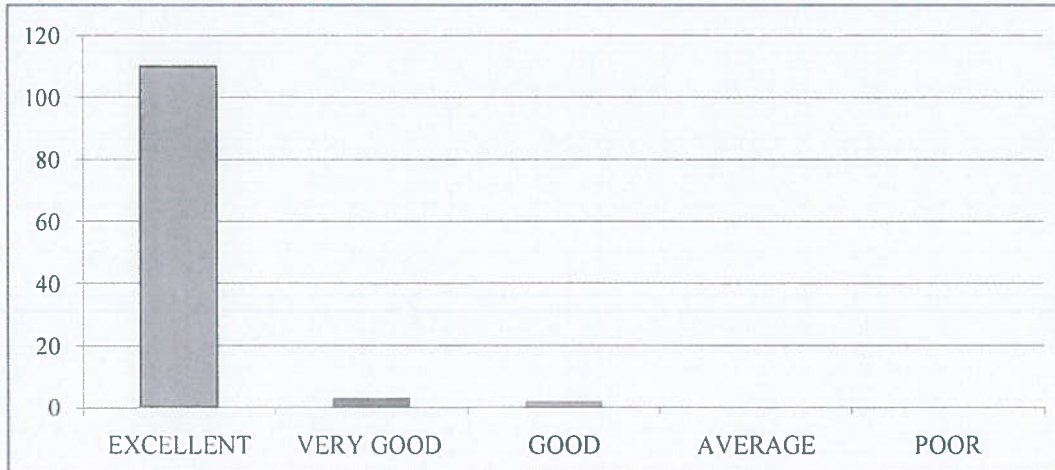
6. How would you rate the adequate measures in place for emergency situations (fire, medical emergencies, etc.)?

| EXCELLENT | VERY GOOD | GOOD | AVERAGE | POOR |
|-----------|-----------|------|---------|------|
| 114 | 1 | 0 | 0 | 0 |



7. How would you describe the overall social environment of the college?

| EXCELLENT | VERY GOOD | GOOD | AVERAGE | POOR |
|-----------|-----------|------|---------|------|
| 110 | 3 | 2 | 0 | 0 |



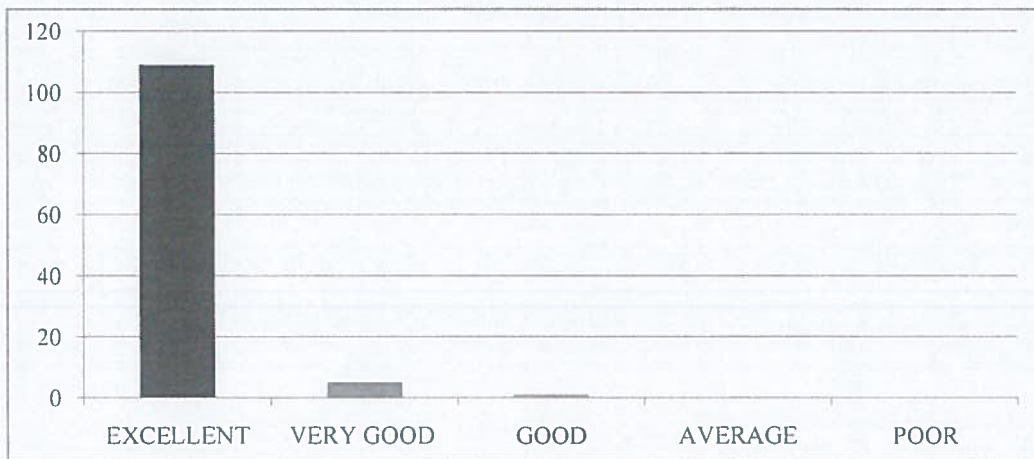
8. How would you rate the classroom environment in terms of promoting active learning and participation?

| EXCELLENT | VERY GOOD | GOOD | AVERAGE | POOR |
|-----------|-----------|------|---------|------|
| 105 | 5 | 5 | 0 | 0 |



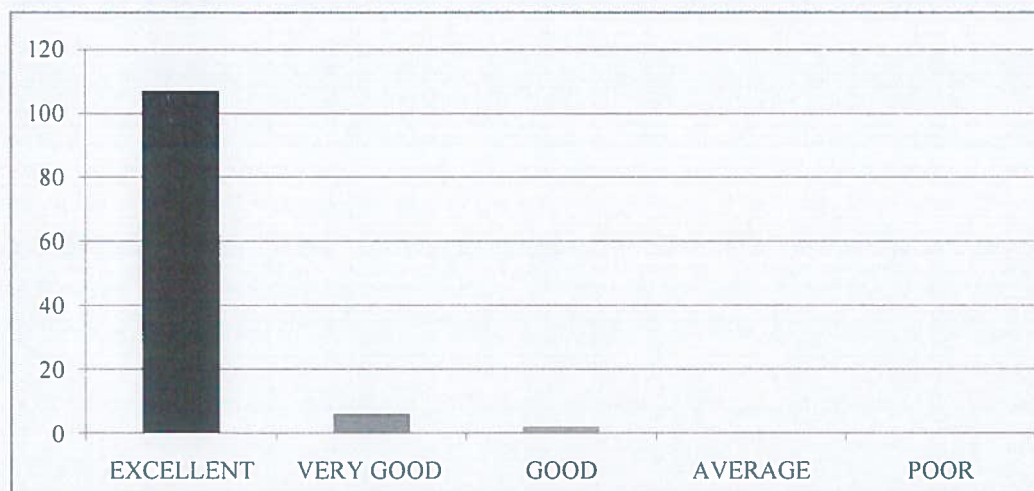
9. How would you rate the availability and quality of technological resources (labs, software, etc.) in the college?

| EXCELLENT | VERY GOOD | GOOD | AVERAGE | POOR |
|-----------|-----------|------|---------|------|
| 109 | 5 | 1 | 0 | 0 |



10. How would you rate the opportunities for students to engage in extracurricular activities and clubs?

| EXCELLENT | VERY GOOD | GOOD | AVERAGE | POOR |
|-----------|-----------|------|---------|------|
| 107 | 6 | 2 | 0 | 0 |





RISE KRISHNA SAI GANDHI GROUP OF INSTITUTIONS::ONGOLE
(Approved by AICTE-NEW DELHI, Affiliated to JNTUK KAKINADA)
NH-16, Valluru-523272, Ongole, Prakasam (District), A.P

INTERNAL QUALITY ASSURANCE CELL (IQAC)

REPORT ON STUDENT FEEDBACK ANALYSIS ON AMBIENCE

| | |
|-----------------------|-------------------------|
| Program Name : B.TECH | Academic Year : 2018-19 |
| Department Name : ECE | Year/Semester : I-I |

1. How would you rate the overall cleanliness and maintenance of the campus?

From the analysis report, it was observed that 97.39% of the students rated excellent about the overall cleanliness and maintenance of the campus, 1.74% of the students rated very good & 0.87% of the students rated it good.

2. How would you rate the classrooms and lecture halls well-equipped and conducive to learning?

From the analysis report, it was observed that 95.65% of the students rated excellent about the classrooms and lecture halls well-equipped and conducive to learning, 2.61% of the students rated very good & 1.74% of the students rated it good.

3. How would you rate the availability and condition of recreational facilities (e.g., sports grounds, gym)?

From the analysis report, it was observed that 93.91% of the students rated excellent about the availability and condition of recreational facilities, 4.35% of the students rated very good & 1.74% of the students rated it good.

4. How would you rate the library facilities and resources?

From the analysis report, it was observed that 95.65% of the students rated excellent about the library facilities and resources, 2.61% of the students rated very good & 1.74% of the students rated it good.

5. How would you describe the overall ambiance of the campus in terms of aesthetics (landscaping, architecture, etc.)?

From the analysis report, it was observed that 93.04% of the students rated excellent about the overall ambiance of the campus in terms of aesthetics, 4.35% of the students rated very good & 2.61% of the students rated it good.

6. How would you rate the adequate measures in place for emergency situations (fire, medical emergencies, etc.)?

From the analysis report, it was observed that 99.13% of the students rated excellent about the adequate measures in place for emergency situations & 0.87% of the students rated very good.

7. How would you describe the overall social environment of the college?

From the analysis report, it was observed that 95.65% of the students rated excellent about the overall social environment of the college, 2.61% of the students rated very good & 1.74% of the students rated it good.

8. How would you rate the classroom environment in terms of promoting active learning and participation?

From the analysis report, it was observed that 91.30% of the students rated excellent about the classroom environment in terms of promoting active learning and participation, 4.35% of the students rated very good & 4.35% of the students rated it good.


9. How would you rate the availability and quality of technological resources (labs, software, etc.) in the college?


From the analysis report, it was observed that 94.78% of the students rated excellent about the availability and quality of technological resources in the college, 4.35% of the students rated very good & 0.87% of the students rated it good.

10. How would you rate the opportunities for students to engage in extracurricular activities and clubs?

From the analysis report, it was observed that 93.04% of the students rated excellent about the opportunities for students to engage in extracurricular activities and clubs, 5.22% of the students rated very good & 1.74% of the students rated it good.


COORDINATOR


IQAC Co-ordinator
RISE Krishna Sai Gandhi Group
of Institutions, Valluru 523 272


HEAD OF THE DEPARTMENT
Dept Of S & H
RISE Krishna Sai Gandhi Group
of Institutions, VALLURU, A.P. 523 272



RISE KRISHNA SAI GANDHI GROUP OF INSTITUTIONS::ONGOLE

(Approved by AICTE-NEW DELHI, Affiliated to JNTUK KAKINADA)
NH-16, Valluru-523272, Ongole, Prakasam (District), A.P

INTERNAL QUALITY ASSURANCE CELL (IQAC)

ANALYSIS OF STUDENT FEEDBACK ON CURRICULUM

| | |
|-----------------------|-------------------------|
| Programme Name:B.Tech | Academic Year:2018-2019 |
| Department Name:CSE | Year/Semester:I-I |

| S.No | Question | Excellent | Very Good | Good | Average | Poor |
|------|--|-----------|-----------|------|---------|------|
| 1 | How relevant do you find the course content in relation to current industry standards and practices? | 104 | 4 | 2 | 0 | 0 |
| 2 | How would you rate the teaching quality of the faculty in your department? | 105 | 3 | 2 | 0 | 0 |
| 3 | How do you rate the lab sessions and practicals effective in complementing the theoretical knowledge you gain in lectures? | 103 | 4 | 3 | 0 | 0 |
| 4 | How would you rate the availability and quality of learning resources (e.g., library, online materials, software)? | 105 | 3 | 2 | 0 | 0 |
| 5 | How will you rate the timely and constructive feedback on your assignments and exams? | 104 | 4 | 2 | 0 | 0 |
| 6 | How did you rate the approach of faculty members outside of classroom hours for doubts and discussions? | 105 | 4 | 1 | 0 | 0 |
| 7 | How will you rate the opportunities for students to engage in research projects or internships? | 103 | 5 | 2 | 0 | 0 |
| 8 | Rate the curriculum and its updates to keep pace with technological advancements and industry needs? | 104 | 3 | 3 | 0 | 0 |
| 9 | How would you rate the balance between academic studies and opportunities for extracurricular activities? | 103 | 4 | 3 | 0 | 0 |
| 10 | Considering all factors, how will you rate the satisfaction with the academic performance and environment of the college? | 102 | 5 | 3 | 0 | 0 |

3/4
IQAC Co-ordinator
RISE Krishna Sai Gandhi Group
of Institutions, V. 523 272


Pondur
HOD
HEAD OF THE DEPARTMENT
Dept Of S & H
RISE Krishna Sai Gandhi Group
of Institutions,VALLURU,A.P.523 272

**INTERNAL QUALITY ASSURANCE CELL (IQAC)
ANALYSIS OF STUDENT FEEDBACK ON CURRICULUM**

| Programme Name | Department Name | Academic Year | Semester |
|----------------|-----------------|---------------|----------|
| B.Tech | CSE | 2018-2019 | I |

1. How relevant do you find the course content in relation to current industry standards and practices?

| EXCELLENT | VERY GOOD | GOOD | AVERAGE | POOR |
|-----------|-----------|------|---------|------|
| 104 | 4 | 2 | 0 | 0 |



2. How would you rate the teaching quality of the faculty in your department?

| EXCELLENT | VERY GOOD | GOOD | AVERAGE | POOR |
|-----------|-----------|------|---------|------|
| 105 | 3 | 2 | 0 | 0 |



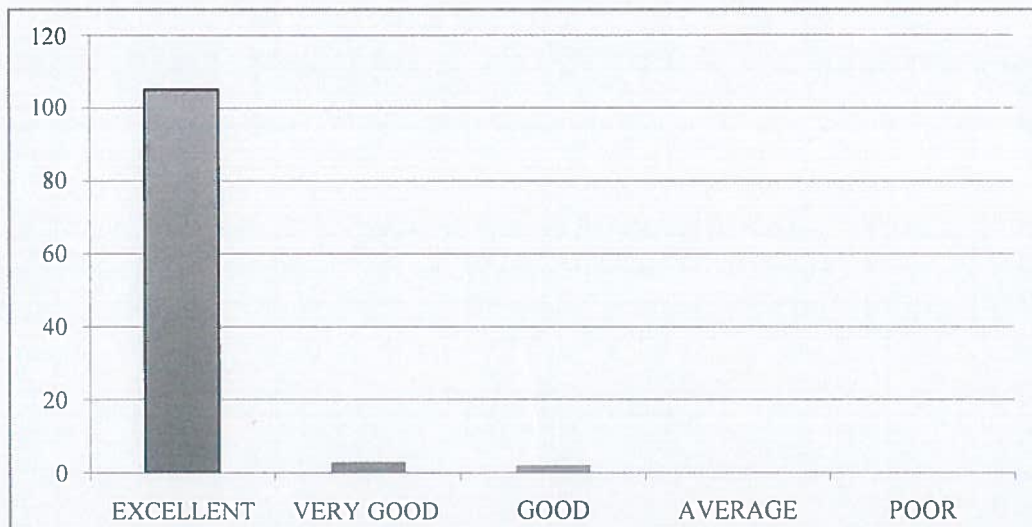
3. How do you rate the lab sessions and practicals effective in complementing the theoretical knowledge you gain in lectures?

| EXCELLENT | VERY GOOD | GOOD | AVERAGE | POOR |
|-----------|-----------|------|---------|------|
| 103 | 4 | 3 | 0 | 0 |




4. How do you rate the availability and quality of learning resources (e.g., library, online materials, software)?

| EXCELLENT | VERY GOOD | GOOD | AVERAGE | POOR |
|-----------|-----------|------|---------|------|
| 105 | 3 | 2 | 0 | 0 |




5. How will you rate the timely and constructive feedback on your assignments and exams?

| EXCELLENT | VERY GOOD | GOOD | AVERAGE | POOR |
|-----------|-----------|------|---------|------|
| 104 | 4 | 2 | 0 | 0 |



6. How did you rate the approach of faculty members outside of classroom hours for doubts and discussions?

| EXCELLENT | VERY GOOD | GOOD | AVERAGE | POOR |
|-----------|-----------|------|---------|------|
| 105 | 4 | 1 | 0 | 0 |



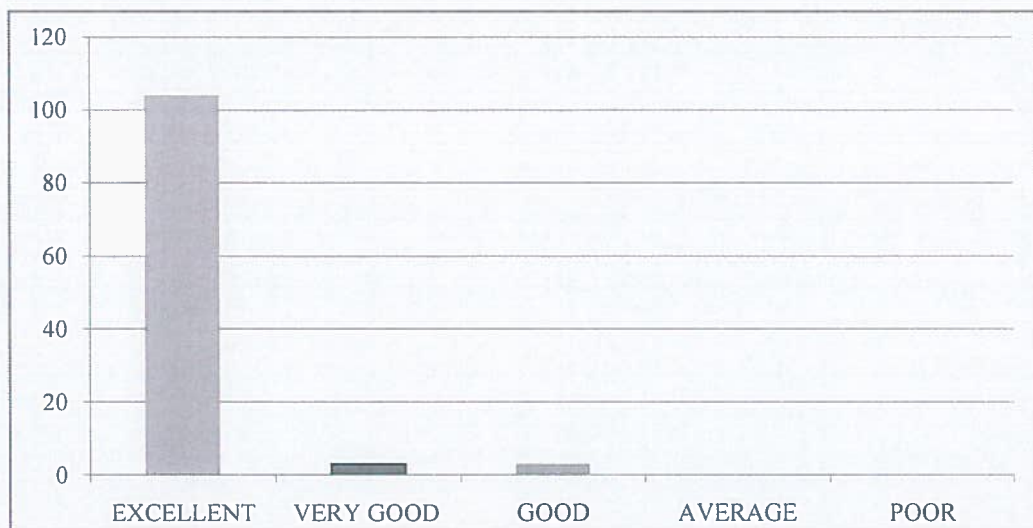
7. How will you rate the opportunities for students to engage in research projects or internships?

| EXCELLENT | VERY GOOD | GOOD | AVERAGE | POOR |
|-----------|-----------|------|---------|------|
| 103 | 5 | 2 | 0 | 0 |



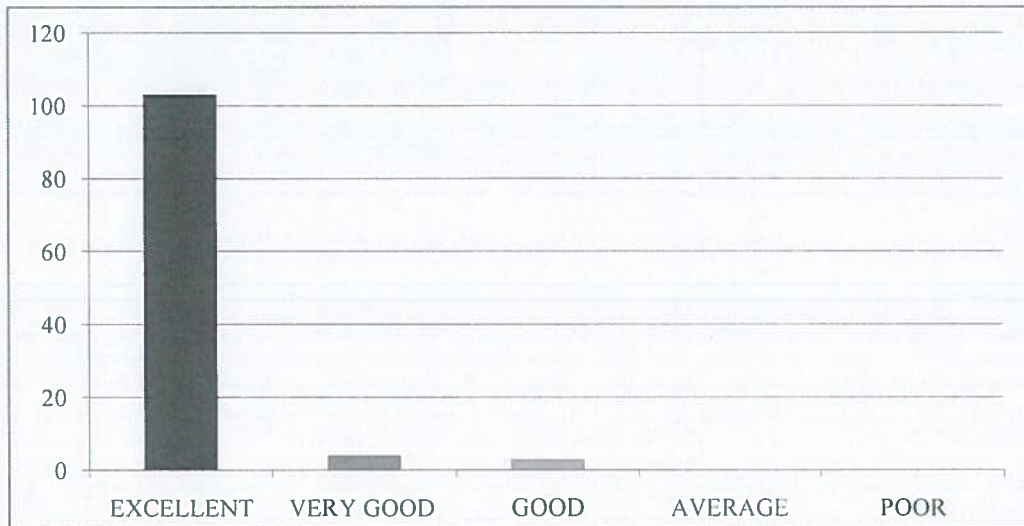
8. Rate the curriculum and its updates to keep pace with technological advancements and industry needs?

| EXCELLENT | VERY GOOD | GOOD | AVERAGE | POOR |
|-----------|-----------|------|---------|------|
| 104 | 3 | 3 | 0 | 0 |



9. How would you rate the balance between academic studies and opportunities for extracurricular activities?

| EXCELLENT | VERY GOOD | GOOD | AVERAGE | POOR |
|-----------|-----------|------|---------|------|
| 103 | 4 | 3 | 0 | 0 |



10. Considering all factors, how will you rate the satisfaction with the academic performance and environment of the college?

| EXCELLENT | VERY GOOD | GOOD | AVERAGE | POOR |
|-----------|-----------|------|---------|------|
| 102 | 5 | 3 | 0 | 0 |





RISE KRISHNA SAI GANDHI GROUP OF INSTITUTIONS::ONGOLE
(Approved by AICTE-NEW DELHI, Affiliated to JNTUK KAKINADA)
NH-16, Valluru-523272, Ongole, Prakasam (District), A.P

INTERNAL QUALITY ASSURANCE CELL (IQAC)

REPORT ON STUDENT FEEDBACK ANALYSIS ON CURRICULUM

| | |
|-----------------------|-------------------------|
| Program Name : B.TECH | Academic Year : 2018-19 |
| Department Name : CSE | Year/Semester : I-I |

1. How relevant do you find the course content in relation to current industry standards and practices?.

From the analysis report, it was observed that 94.55% of the students rated excellent about the course content in relation to current industry standards and practices, 3.64% of the students rated very good & 1.82% of the students rated it good.

2. How would you rate the teaching quality of the faculty in your department?

From the analysis report, it was observed that 95.45% of the students rated excellent about the teaching quality of the faculty in the department and practices, 2.73% of the students rated very good & 1.82% of the students rated it good.

3. How do you rate the lab sessions and practicals effective in complementing the theoretical knowledge you gain in lectures?

From the analysis report, it was observed that 93.64% of the students rated excellent about the lab sessions and practicals effective in complementing the theoretical knowledge gain in lectures, 3.64% of the students rated very good & 2.73% of the students rated it good.

4. How would you rate the availability and quality of learning resources (e.g., library, online materials, software)?

From the analysis report, it was observed that 95.45% of the students rated excellent about the availability and quality of learning resources, 2.73% of the students rated very good & 1.82% of the students rated it good.

5. How will you rate the timely and constructive feedback on your assignments and exams?

From the analysis report, it was observed that 94.55% of the students rated excellent about the timely and constructive feedback on assignments and exams, 3.64% of the students rated very good & 1.82% of the students rated it good.

6. How did you rate the approach of faculty members outside of classroom hours for doubts and discussions?

From the analysis report, it was observed that 95.45% of the students rated excellent about the approach of faculty members outside of classroom hours for doubts and discussions, 3.64% of the students rated very good & 0.91% of the students rated it good.

7. How will you rate the opportunities for students to engage in research projects or internships?

From the analysis report, it was observed that 93.64% of the students rated excellent about the opportunities for students to engage in research projects or internships, 4.55% of the students rated very good & 1.82% of the students rated it good.

8. Rate the curriculum and its updates to keep pace with technological advancements and industry needs?

From the analysis report, it was observed that 94.55% of the students rated excellent about the curriculum and its updates to keep pace with technological advancements and industry needs, 2.73% of the students rated very good & 2.73% of the students rated it good.


9. How would you rate the balance between academic studies and opportunities for extracurricular activities?

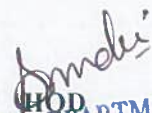
From the analysis report, it was observed that 93.64% of the students rated excellent about the balance between academic studies and opportunities for extracurricular activities, 3.64% of the students rated very good & 2.73% of the students rated it good.

10. Considering all factors, how will you rate the satisfaction with the academic performance and environment of the college?

From the analysis report, it was observed that 92.73% of the students rated excellent about overall satisfaction with the academic performance and environment of the college, 4.55% of the students rated very good & 2.73% of the students rated it good.


COORDINATOR


IQAC Co-ordinator
RISE Krishna Sai Gandhi Group
of Institutions, Valluru 523 272


HEAD OF THE DEPARTMENT
Dept Of S & H
RISE Krishna Sai Gandhi Group
of Institutions, VALLURU, A.P. 523 272



RISE KRISHNA SAI GANDHI GROUP OF INSTITUTIONS::ONGOLE

(Approved by AICTE-NEW DELHI, Affiliated to JNTUK KAKINADA)


NH-16, Valluru-523272, Ongole, Prakasam (District), A.P


INTERNAL QUALITY ASSURANCE CELL (IQAC)

ANALYSIS OF STUDENT FEEDBACK ON AMBIENCE

| | |
|-----------------------|-------------------------|
| Programme Name:B.Tech | Academic Year:2018-2019 |
| Department Name:CSE | Year/Semester:I-I |

| S.No | Question | Excellent | Very Good | Good | Average | Poor |
|------|---|-----------|-----------|------|---------|------|
| 1 | How would you rate the overall cleanliness and maintenance of the campus? | 106 | 4 | 0 | 0 | 0 |
| 2 | How would you rate the classrooms and lecture halls well-equipped and conducive to learning? | 104 | 3 | 3 | 0 | 0 |
| 3 | How would you rate the availability and condition of recreational facilities (e.g., sports grounds, gym)? | 102 | 5 | 3 | 0 | 0 |
| 4 | How would you rate the library facilities and resources? | 105 | 3 | 2 | 0 | 0 |
| 5 | How would you describe the overall ambiance of the campus in terms of aesthetics (landscaping, architecture, etc.)? | 103 | 5 | 2 | 0 | 0 |
| 6 | How would you rate the adequate measures in place for emergency situations (fire, medical emergencies, etc.)? | 102 | 4 | 4 | 0 | 0 |
| 7 | How would you describe the overall social environment of the college? | 104 | 5 | 1 | 0 | 0 |
| 8 | How would you rate the classroom environment in terms of promoting active learning and participation? | 106 | 3 | 1 | 0 | 0 |
| 9 | How would you rate the availability and quality of technological resources (labs, software, etc.) in the college? | 107 | 3 | 0 | 0 | 0 |
| 10 | How would you rate the opportunities for students to engage in extracurricular activities and clubs? | 103 | 5 | 2 | 0 | 0 |


IQAC Co-ordinator
RISE Krishna Sai Gandhi Group
of Institutions, Valluru 523 272



HOD
HEAD OF THE DEPARTMENT
Dept Of S & H
RISE Krishna Sai Gandhi Group
of Institutions, VALLURU, A.P.523 272

**INTERNAL QUALITY ASSURANCE CELL (IQAC)
ANALYSIS OF STUDENT FEEDBACK ON AMBIENCE**

| Programme Name | Department Name | Academic Year | Semester |
|----------------|-----------------|---------------|----------|
| B.Tech | CSE | 2018-2019 | I |

1. How would you rate the overall cleanliness and maintenance of the campus?

| EXCELLENT | VERY GOOD | GOOD | AVERAGE | POOR |
|-----------|-----------|------|---------|------|
| 106 | 4 | 0 | 0 | 0 |



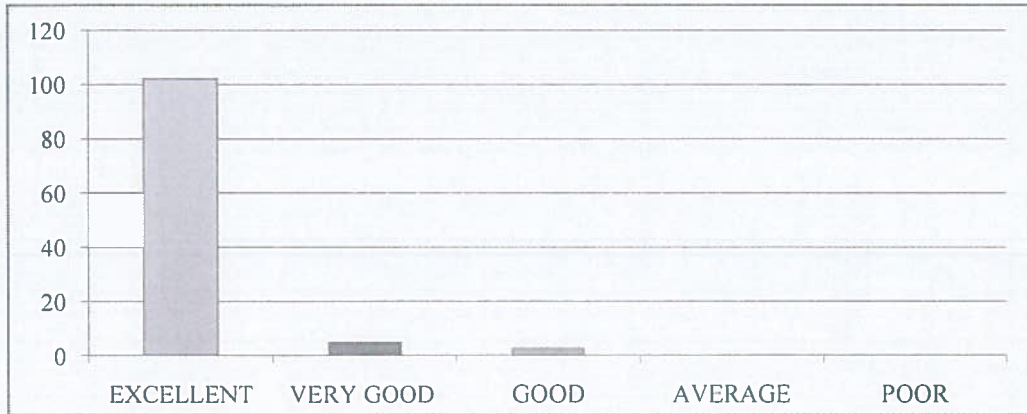
2. How would you rate the classrooms and lecture halls well-equipped and conducive to learning?

| EXCELLENT | VERY GOOD | GOOD | AVERAGE | POOR |
|-----------|-----------|------|---------|------|
| 104 | 3 | 3 | 0 | 0 |



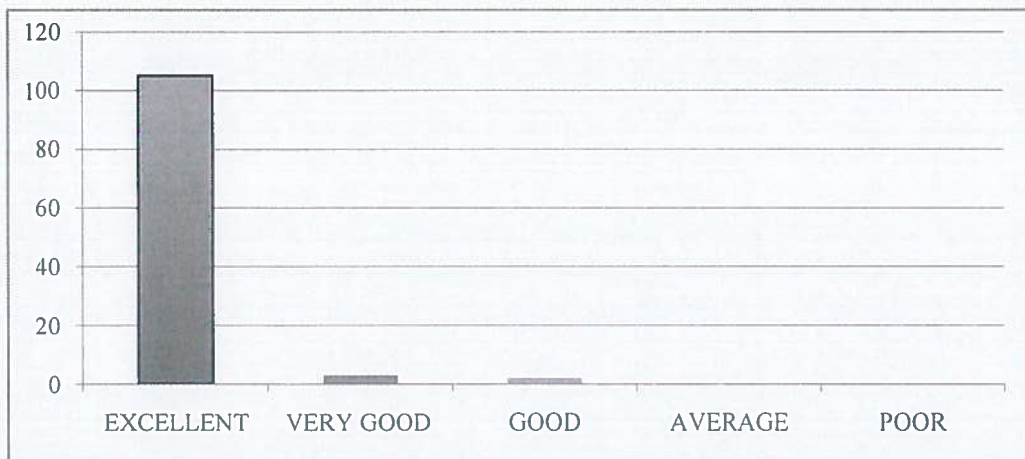
3. How would you rate the availability and condition of recreational facilities (e.g., sports grounds, gym)?

| EXCELLENT | VERY GOOD | GOOD | AVERAGE | POOR |
|-----------|-----------|------|---------|------|
| 102 | 5 | 3 | 0 | 0 |



4. How would you rate the library facilities and resources?

| EXCELLENT | VERY GOOD | GOOD | AVERAGE | POOR |
|-----------|-----------|------|---------|------|
| 105 | 3 | 2 | 0 | 0 |



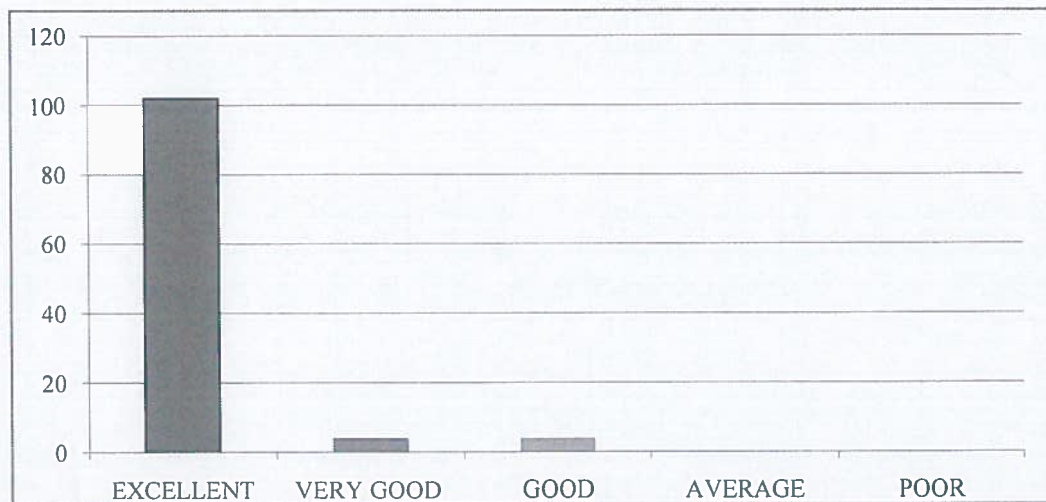
5. How would you describe the overall ambiance of the campus in terms of aesthetics (landscaping, architecture, etc.)?

| EXCELLENT | VERY GOOD | GOOD | AVERAGE | POOR |
|-----------|-----------|------|---------|------|
| 103 | 5 | 2 | 0 | 0 |



6. How would you rate the adequate measures in place for emergency situations (fire, medical emergencies, etc.)?

| EXCELLENT | VERY GOOD | GOOD | AVERAGE | POOR |
|-----------|-----------|------|---------|------|
| 102 | 4 | 4 | 0 | 0 |




7. How would you describe the overall social environment of the college?

| EXCELLENT | VERY GOOD | GOOD | AVERAGE | POOR |
|-----------|-----------|------|---------|------|
| 104 | 5 | 1 | 0 | 0 |



8. How would you rate the classroom environment in terms of promoting active learning and participation?

| EXCELLENT | VERY GOOD | GOOD | AVERAGE | POOR |
|-----------|-----------|------|---------|------|
| 106 | 3 | 1 | 0 | 0 |



9. How would you rate the availability and quality of technological resources (labs, software, etc.) in the college?

| EXCELLENT | VERY GOOD | GOOD | AVERAGE | POOR |
|-----------|-----------|------|---------|------|
| 107 | 3 | 0 | 0 | 0 |



10. How would you rate the opportunities for students to engage in extracurricular activities and clubs?

| EXCELLENT | VERY GOOD | GOOD | AVERAGE | POOR |
|-----------|-----------|------|---------|------|
| 103 | 5 | 2 | 0 | 0 |





RISE KRISHNA SAI GANDHI GROUP OF INSTITUTIONS::ONGOLE
(Approved by AICTE-NEW DELHI, Affiliated to JNTUK KAKINADA)
NH-16, Valluru-523272, Ongole, Prakasam (District), A.P

INTERNAL QUALITY ASSURANCE CELL (IQAC)

REPORT ON STUDENT FEEDBACK ANALYSIS ON AMBIENCE

| | |
|-----------------------|-------------------------|
| Program Name : B.TECH | Academic Year : 2018-19 |
| Department Name : CSE | Year/Semester : I-I |

1. How would you rate the overall cleanliness and maintenance of the campus?

From the analysis report, it was observed that 96.36% of the students rated excellent about the overall cleanliness and maintenance of the campus & 3.64% of the students rated very good.

2. How would you rate the classrooms and lecture halls well-equipped and conducive to learning?

From the analysis report, it was observed that 94.55% of the students rated excellent about the classrooms and lecture halls well-equipped and conducive to learning, 2.73% of the students rated very good & 2.73% of the students rated it good.

3. How would you rate the availability and condition of recreational facilities (e.g., sports grounds, gym)?

From the analysis report, it was observed that 92.73% of the students rated excellent about the availability and condition of recreational facilities, 4.55% of the students rated very good & 2.73% of the students rated it good.

4. How would you rate the library facilities and resources?

From the analysis report, it was observed that 95.45% of the students rated excellent about the library facilities and resources, 2.73% of the students rated very good & 1.82% of the students rated it good.

5. How would you describe the overall ambiance of the campus in terms of aesthetics (landscaping, architecture, etc.)?

From the analysis report, it was observed that 93.64% of the students rated excellent about the overall ambiance of the campus in terms of aesthetics, 4.55% of the students rated very good & 1.82% of the students rated it good.

6. How would you rate the adequate measures in place for emergency situations (fire, medical emergencies, etc.)?

From the analysis report, it was observed that 92.73% of the students rated excellent about the adequate measures in place for emergency situations, 3.64% of the students rated very good & 3.64% of the students rated it good.

7. How would you describe the overall social environment of the college?

From the analysis report, it was observed that 94.55% of the students rated excellent about the overall social environment of the college, 4.55% of the students rated very good & 0.91% of the students rated it good.

8. How would you rate the classroom environment in terms of promoting active learning and participation?

From the analysis report, it was observed that 96.36% of the students rated excellent about the classroom environment in terms of promoting active learning and participation, 2.73% of the students rated very good & 0.91% of the students rated it good.


9. How would you rate the availability and quality of technological resources (labs, software, etc.) in the college?


From the analysis report, it was observed that 97.27% of the students rated excellent about the availability and quality of technological resources in the college & 2.73% of the students rated very good.

10. How would you rate the opportunities for students to engage in extracurricular activities and clubs?

From the analysis report, it was observed that 93.64% of the students rated excellent about the opportunities for students to engage in extracurricular activities and clubs, 4.55% of the students rated very good & 1.82% of the students rated it good.


COORDINATOR


IQAC Co-ordinator
RISE Krishna Sai Gandhi Group
of Institutions, Valluru 523 272


HOD
HEAD OF THE DEPARTMENT
Dept Of S & H
RISE Krishna Sai Gandhi Group
of Institutions, VALLURU, A.P. 523 272



RISE KRISHNA SAI GANDHI GROUP OF INSTITUTIONS::ONGOLE


(Approved by AICTE-NEW DELHI, Affiliated to JNTUK KAKINADA)
NH-16, Valluru-523272, Ongole, Prakasam (District), A.P


INTERNAL QUALITY ASSURANCE CELL (IQAC)

ANALYSIS OF STUDENT FEEDBACK ON CURRICULUM

| | |
|---------------------|--------------------------|
| Program Name:B.TECH | Academic Year: 2018-2019 |
| Department Name:ECE | Year/Semester: II-I |

| S.No | Question | Excellent | Very Good | Good | Average | Poor |
|------|---|-----------|-----------|------|---------|------|
| 1 | How relevant do you find the course content in relation to current industry standards and practices?. | 108 | 4 | 3 | 0 | 0 |
| 2 | How would you rate the teaching quality of the faculty in your department?. | 106 | 5 | 4 | 0 | 0 |
| 3 | How do you rate the lab sessions and practicals effective in complementing the theoretical knowledge you gain in lectures?. | 107 | 5 | 3 | 0 | 0 |
| 4 | How would you rate the availability and quality of learning resources (e.g., library, online materials, software)? | 103 | 10 | 2 | 0 | 0 |
| 5 | How will you rate the timely and constructive feedback on your assignments and exams? | 105 | 10 | 0 | 0 | 0 |
| 6 | How did you rate the approach of faculty members outside of classroom hours for doubts and discussions?. | 107 | 8 | 0 | 0 | 0 |
| 7 | How will you rate the opportunities for students to engage in research projects or internships? | 106 | 8 | 1 | 0 | 0 |
| 8 | Rate the curriculum and its updates to keep pace with technological advancements and industry needs? | 110 | 4 | 1 | 0 | 0 |
| 9 | How would you rate the balance between academic studies and opportunities for extracurricular activities?. | 107 | 8 | 0 | 0 | 0 |
| 10 | Considering all factors, how will you rate the satisfaction with the academic performance and environment of the college? | 109 | 4 | 2 | 0 | 0 |


IQAC Co-ordinator
RISE Krishna Sai Gandhi Group
of Institutions, Valluru 523 272

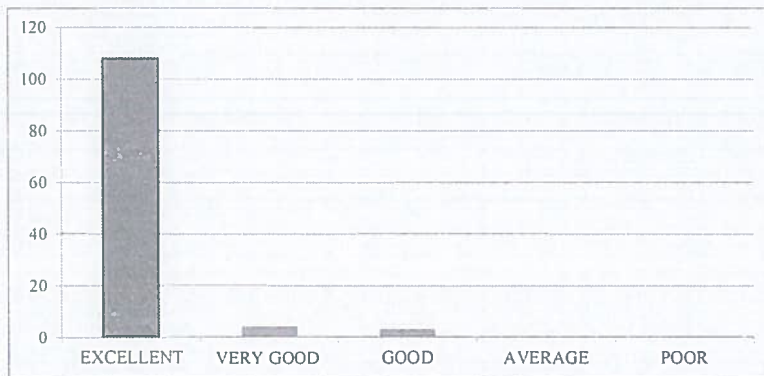

S.V. HOD
HEAD OF THE DEPARTMENT
Department of E.C.E
RISE Krishna Sai Gandhi Group
of Institutions, VALLURU, A.P.-523 272

**INTERNAL QUALITY ASSURANCE CELL (IQAC)
ANALYSIS OF STUDENT FEEDBACK ON CURRICULUM**

| Programme Name | Department Name | Academic Year | Semester |
|----------------|-----------------|---------------|----------|
| B.Tech | ECE | 2018-19 | II-I |

1. How relevant do you find the course content in relation to current industry standards and practices?.

| EXCELLENT | VERY GOOD | GOOD | AVERAGE | POOR |
|-----------|-----------|------|---------|------|
| 108 | 4 | 3 | 0 | 0 |



2. How would you rate the teaching quality of the faculty in your department?.

| EXCELLENT | VERY GOOD | GOOD | AVERAGE | POOR |
|-----------|-----------|------|---------|------|
| 106 | 5 | 4 | 0 | 0 |



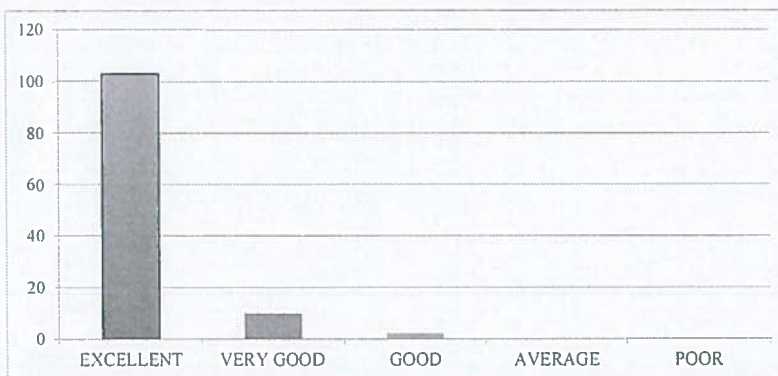
3. How do you rate the lab sessions and practicals effective in complementing the theoretical knowledge you gain in lectures?

| EXCELLENT | VERY GOOD | GOOD | AVERAGE | POOR |
|-----------|-----------|------|---------|------|
| 107 | 5 | 3 | 0 | 0 |



4. How would you rate the availability and quality of learning resources (e.g., library, online materials, software)?

| EXCELLENT | VERY GOOD | GOOD | AVERAGE | POOR |
|-----------|-----------|------|---------|------|
| 103 | 10 | 2 | 0 | 0 |



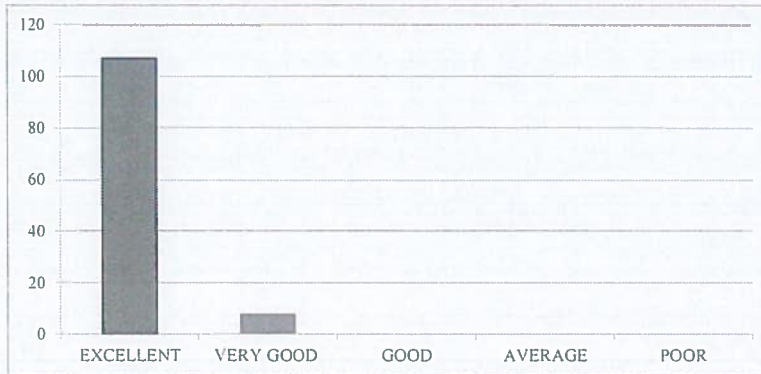
5. How will you rate the timely and constructive feedback on your assignments and exams?

| EXCELLENT | VERY GOOD | GOOD | AVERAGE | POOR |
|-----------|-----------|------|---------|------|
| 105 | 10 | 0 | 0 | 0 |



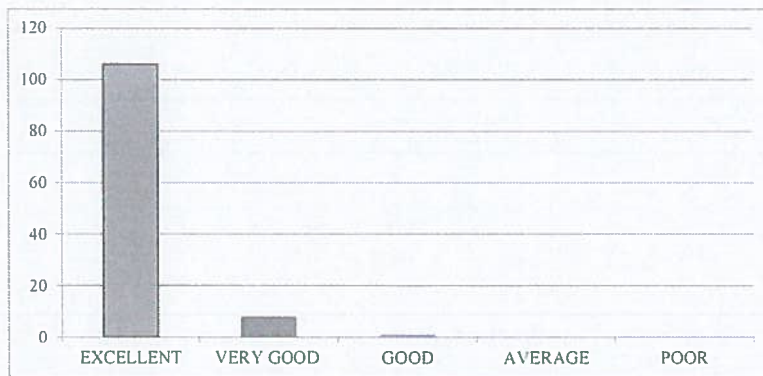
6 How did you rate the approach of faculty members outside of classroom hours for doubts and discussions?

| EXCELLENT | VERY GOOD | GOOD | AVERAGE | POOR |
|-----------|-----------|------|---------|------|
| 107 | 8 | 0 | 0 | 0 |



7. How will you rate the opportunities for students to engage in research projects or internships?

| EXCELLENT | VERY GOOD | GOOD | AVERAGE | POOR |
|-----------|-----------|------|---------|------|
| 106 | 8 | 1 | 0 | 0 |



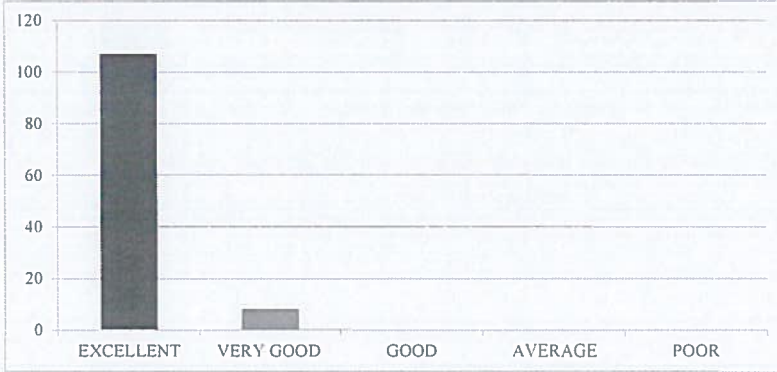
8. Rate the curriculum and its updates to keep pace with technological advancements and industry needs?

| EXCELLENT | VERY GOOD | GOOD | AVERAGE | POOR |
|-----------|-----------|------|---------|------|
| 110 | 4 | 1 | 0 | 0 |



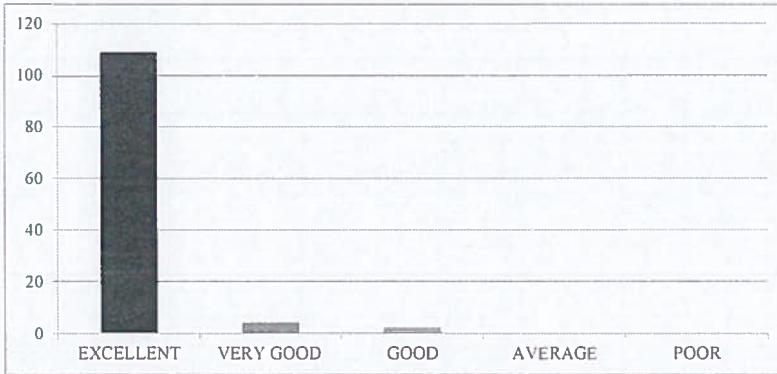
9. How would you rate the balance between academic studies and opportunities for extracurricular activities?

| EXCELLENT | VERY GOOD | GOOD | AVERAGE | POOR |
|-----------|-----------|------|---------|------|
| 107 | 8 | 0 | 0 | 0 |



10. Considering all factors, how will you rate the satisfaction with the academic performance and environment of the college?

| EXCELLENT | VERY GOOD | GOOD | AVERAGE | POOR |
|-----------|-----------|------|---------|------|
| 109 | 4 | 2 | 0 | 0 |





RISE KRISHNA SAI GANDHI GROUP OF INSTITUTIONS::ONGOLE

(Approved by AICTE-NEW DELHI, Affiliated to JNTUK KAKINADA)

NH-16, Valluru-523272, Ongole, Prakasam (District), A.P

INTERNAL QUALITY ASSURANCE CELL (IQAC)

REPORT ON STUDENT FEEDBACK ANALYSIS ON CURRICULUM

| | |
|-----------------------------|---------------------------------|
| Program Name: B.TECH | Academic Year: 2018-2019 |
| Department Name: ECE | Year/Semester: II-I |

1. How relevant do you find the course content in relation to current industry standards and practices?.

From the analysis report, it was observed that 93.91% of the students rated excellent about the course content in relation to current industry standards and practices, 3.48% of the students rated very good & 2.61% of the students rated it good.

2. How would you rate the teaching quality of the faculty in your department?

From the analysis report, it was observed that 92.17% of the students rated excellent about the teaching quality of the faculty in the department and practices, 4.35% of the students rated very good & 3.48% of the students rated it good.

3. How do you rate the lab sessions and practicals effective in complementing the theoretical knowledge you gain in lectures?

From the analysis report, it was observed that 93.04% of the students rated excellent about the lab sessions and practicals effective in complementing the theoretical knowledge gain in lectures, 4.35% of the students rated very good & 2.61% of the students rated it good.

4. How would you rate the availability and quality of learning resources (e.g., library, online materials, software)?

From the analysis report, it was observed that 89.57% of the students rated excellent about the availability and quality of learning resources, 8.70% of the students rated very good & 1.74% of the students rated it good.

5. How will you rate the timely and constructive feedback on your assignments and exams?

From the analysis report, it was observed that 91.30% of the students rated excellent about the timely and constructive feedback on assignments and exams, 8.70% of the students rated very good.

6. How did you rate the approach of faculty members outside of classroom hours for doubts and discussions?

From the analysis report, it was observed that 93.04% of the students rated excellent about the approach of faculty members outside of classroom hours for doubts and discussions, 6.96% of the students rated very good .

7. How will you rate the opportunities for students to engage in research projects or internships?

From the analysis report, it was observed that 92.17% of the students rated excellent about the opportunities for students to engage in research projects or internships, 6.96 % of the students rated very good & 0.87% of the students rated it good.

8. Rate the curriculum and its updates to keep pace with technological advancements and industry needs?

From the analysis report, it was observed that 95.65% of the students rated excellent about the curriculum and its updates to keep pace with technological advancements and industry needs, 3.48% of the students rated very good & 0.87% of the students rated it good.

9. How would you rate the balance between academic studies and opportunities for extracurricular activities?


From the analysis report, it was observed that 93.04% of the students rated excellent about the balance between academic studies and opportunities for extracurricular activities, 6.96 % of the students rated very good .

10. Considering all factors, how will you rate the satisfaction with the academic performance and environment of the college?

From the analysis report, it was observed that 94.78% of the students rated excellent about overall satisfaction with the academic performance and environment of the college, 3.48% of the students rated very good & 1.74% of the students rated it good.


COORDINATOR


IQAC Co-ordinator
RISE Krishna Sai Gandhi Group
of Institutions, Valluru 523 272


HOD
HEAD OF THE DEPARTMENT
Department of E.C.E.
RISE Krishna Sai Gandhi Group
of Institutions, VALLURU, A.P.-523 272



RISE KRISHNA SAI GANDHI GROUP OF INSTITUTIONS::ONGOLE

(Approved by AICTE-NEW DELHI, Affiliated to JNTUK KAKINADA)

NH-16, Valluru-523272, Ongole, Prakasam (District), A.P

INTERNAL QUALITY ASSURANCE CELL (IQAC)

ANALYSIS OF STUDENT FEEDBACK ON AMBIENCE

| | |
|---------------------|--------------------------|
| Program Name:B.TECH | Academic Year: 2018-2019 |
| Department Name:ECE | Year/Semester:II-I |

| S.No | Question | Excellent | Very Good | Good | Average | Poor |
|------|---|-----------|-----------|------|---------|------|
| 1 | How would you rate the overall cleanliness and maintenance of the campus? | 104 | 9 | 2 | 0 | 0 |
| 2 | How would you rate the classrooms and lecture halls well-equipped and conducive to learning??. | 106 | 8 | 1 | 0 | 0 |
| 3 | How would you rate the availability and condition of recreational facilities (e.g., sports grounds, gym)?. | 108 | 6 | 1 | 0 | 0 |
| 4 | How would you rate the library facilities and resources? | 107 | 8 | 0 | 0 | 0 |
| 5 | How would you describe the overall ambience of the campus in terms of aesthetics (landscaping, architecture, etc.)? | 107 | 6 | 2 | 0 | 0 |
| 6 | How would you rate the adequate measures in place for emergency situations (fire, medical emergencies, etc.)? | 105 | 9 | 1 | 0 | 0 |
| 7 | How would you describe the overall social environment of the college? | 108 | 5 | 2 | 0 | 0 |
| 8 | How would you rate the classroom environment in terms of promoting active learning and participation? | 107 | 6 | 2 | 0 | 0 |
| 9 | How would you rate the availability and quality of technological resources (labs, software, etc.) in the college?. | 105 | 7 | 3 | 0 | 0 |
| 10 | How would you rate the opportunities for students to engage in extracurricular activities and clubs? | 108 | 5 | 2 | 0 | 0 |

[Signature]

IQAC Co-ordinator
RISE Krishna Sai Gandhi Group
of Institutions, Valluru 523 272

[Signature]
HOD

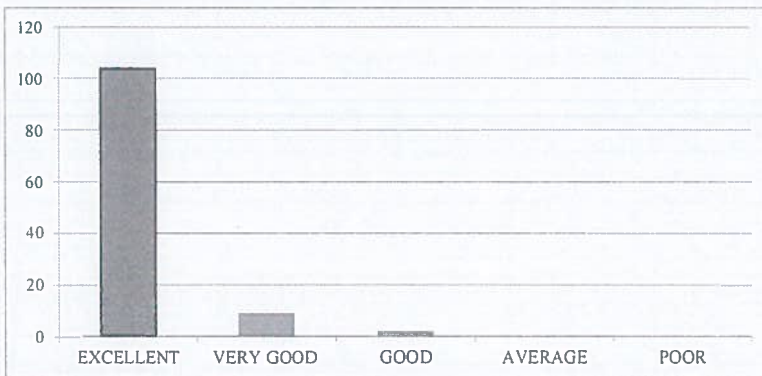
HEAD OF THE DEPARTMENT
Department of E.C.E.
RISE Krishna Sai Gandhi Group
of Institutions, VALLURU, A.P.-523 272

**INTERNAL QUALITY ASSURANCE CELL (IQAC)
ANALYSIS OF STUDENT FEEDBACK ON AMBIENCE**

| Programme Name | Department Name | Academic Year | Semester |
|----------------|-----------------|---------------|----------|
| B.Tech | ECE | 2018-19 | II-I |

1. How would you rate the overall cleanliness and maintenance of the campus?

| EXCELLENT | VERY GOOD | GOOD | AVERAGE | POOR |
|-----------|-----------|------|---------|------|
| 104 | 9 | 2 | 0 | 0 |



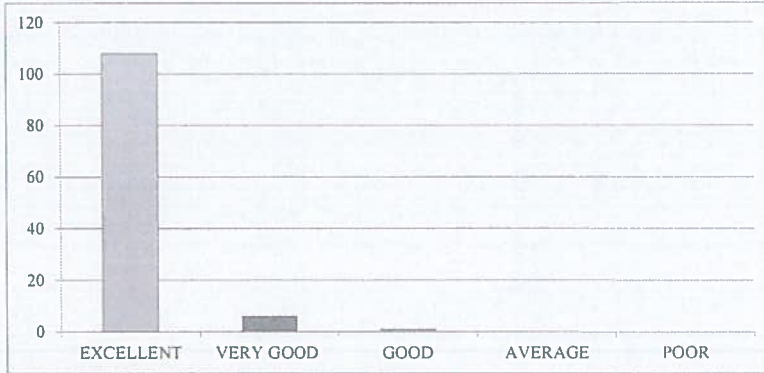
2. How would you rate the classrooms and lecture halls well-equipped and conducive to learning?

| EXCELLENT | VERY GOOD | GOOD | AVERAGE | POOR |
|-----------|-----------|------|---------|------|
| 106 | 8 | 1 | 0 | 0 |



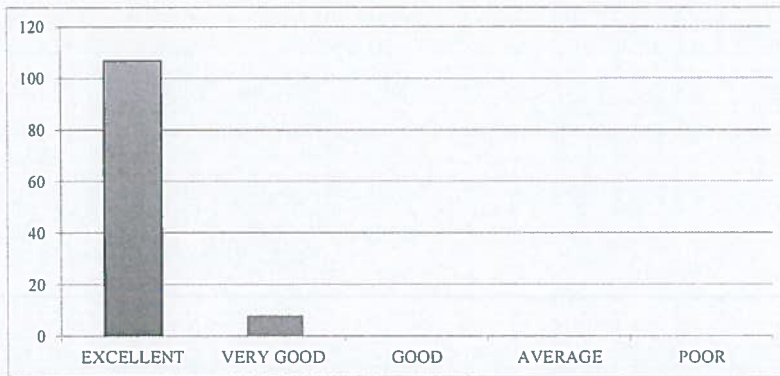
3. How would you rate the availability and condition of recreational facilities (e.g., sports grounds, gym)?

| EXCELLENT | VERY GOOD | GOOD | AVERAGE | POOR |
|-----------|-----------|------|---------|------|
| 108 | 6 | 1 | 0 | 0 |



4. How would you rate the library facilities and resources?

| EXCELLENT | VERY GOOD | GOOD | AVERAGE | POOR |
|-----------|-----------|------|---------|------|
| 107 | 8 | 0 | 0 | 0 |



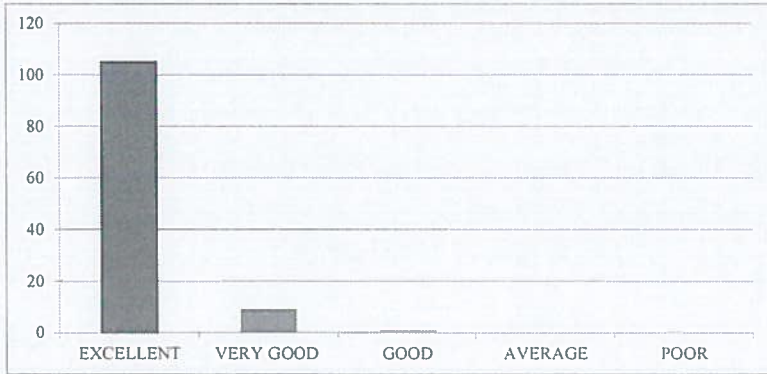
5. How would you describe the overall ambiance of the campus in terms of aesthetics (landscaping, architecture, etc.)?

| EXCELLENT | VERY GOOD | GOOD | AVERAGE | POOR |
|-----------|-----------|------|---------|------|
| 107 | 6 | 2 | 0 | 0 |



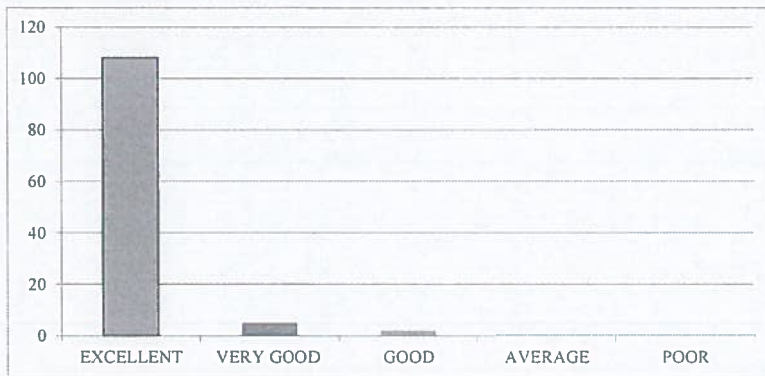
6. How would you rate the adequate measures in place for emergency situations (fire, medical emergencies, etc.)?

| EXCELLENT | VERY GOOD | GOOD | AVERAGE | POOR |
|-----------|-----------|------|---------|------|
| 105 | 9 | 1 | 0 | 0 |



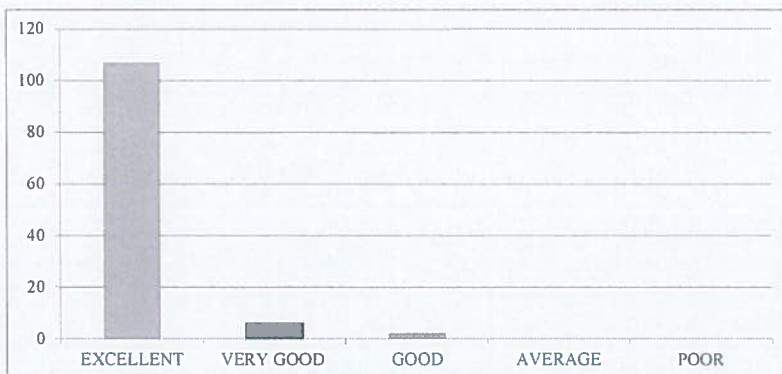
7. How would you describe the overall social environment of the college?

| EXCELLENT | VERY GOOD | GOOD | AVERAGE | POOR |
|-----------|-----------|------|---------|------|
| 108 | 5 | 2 | 0 | 0 |



8. How would you rate the classroom environment in terms of promoting active learning and participation?

| EXCELLENT | VERY GOOD | GOOD | AVERAGE | POOR |
|-----------|-----------|------|---------|------|
| 107 | 6 | 2 | 0 | 0 |



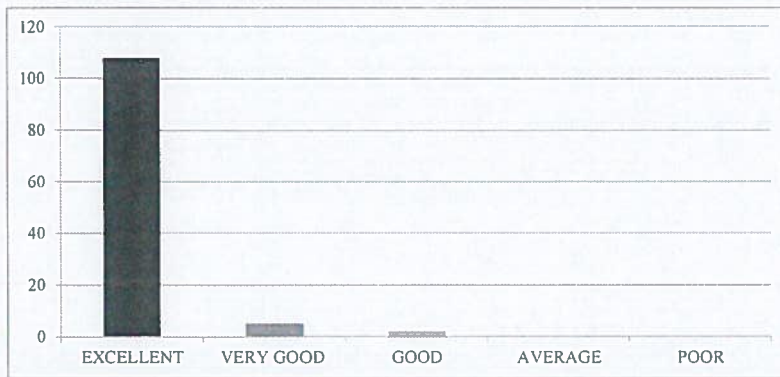
9. How would you rate the availability and quality of technological resources (labs, software, etc.) in the college?

| EXCELLENT | VERY GOOD | GOOD | AVERAGE | POOR |
|-----------|-----------|------|---------|------|
| 105 | 7 | 3 | 0 | 0 |



10. How would you rate the opportunities for students to engage in extracurricular activities and clubs?

| EXCELLENT | VERY GOOD | GOOD | AVERAGE | POOR |
|-----------|-----------|------|---------|------|
| 108 | 5 | 2 | 0 | 0 |





RISE KRISHNA SAI GANDHI GROUP OF INSTITUTIONS::ONGOLE

(Approved by AICTE-NEW DELHI, Affiliated to JNTUK KAKINADA)
NH-16, Valluru-523272, Ongole, Prakasam (District), A.P

INTERNAL QUALITY ASSURANCE CELL (IQAC)

REPORT ON STUDENT FEEDBACK ANALYSIS ON AMBIENCE

| | |
|---------------------|--------------------------|
| Program Name:B.TECH | Academic Year: 2018-2019 |
| Department Name:ECE | Year/Semester:II-I |

1. How would you rate the overall cleanliness and maintenance of the campus?

From the analysis report, it was observed that 90.43% of the students rated excellent about the overall cleanliness and maintenance of the campus, 7.83% of the students rated very good & 1.74% of the students rated it good.

2. How would you rate the classrooms and lecture halls well-equipped and conducive to learning?

From the analysis report, it was observed that 92.17% of the students rated excellent about the classrooms and lecture halls well-equipped and conducive to learning, 6.96% of the students rated very good & 0.87% of the students rated it good.

3. How would you rate the availability and condition of recreational facilities (e.g., sports grounds, gym)?

From the analysis report, it was observed that 93.91% of the students rated excellent about the availability and condition of recreational facilities, 5.22% of the students rated very good & 0.87% of the students rated it good.

4. How would you rate the library facilities and resources?

From the analysis report, it was observed that 93.04% of the students rated excellent about the library facilities and resources, 6.96% of the students rated very good.

5. How would you describe the overall ambience of the campus in terms of aesthetics (landscaping, architecture, etc.)?

From the analysis report, it was observed that 93.04% of the students rated excellent about the overall ambience of the campus in terms of aesthetics, 5.22% of the students rated very good & 1.74% of the students rated it good.

6. How would you rate the adequate measures in place for emergency situations (fire, medical emergencies, etc.)?

From the analysis report, it was observed that 91.30% of the students rated excellent about the adequate measures in place for emergency situations, 7.83% of the students rated very good & 0.87% of the students rated it good.

7. How would you describe the overall social environment of the college?

From the analysis report, it was observed that 93.91% of the students rated excellent about the overall social environment of the college, 4.35% of the students rated very good & 1.74% of the students rated it good.

8. How would you rate the classroom environment in terms of promoting active learning and participation?

From the analysis report, it was observed that 93.04% of the students rated excellent about the classroom environment in terms of promoting active learning and participation, 5.22% of the students rated very good & 1.74% of the students rated it good.


9. How would you rate the availability and quality of technological resources (labs, software, etc.) in the college?


From the analysis report, it was observed that 91.30% of the students rated excellent about the availability and quality of technological resources in the college, 6.09% of the students rated very good & 2.61% of the students rated it good.

10. How would you rate the opportunities for students to engage in extracurricular activities and clubs?

From the analysis report, it was observed that 93.91% of the students rated excellent about the opportunities for students to engage in extracurricular activities and clubs, 4.35% of the students rated very good & 1.74% of the students rated it good.


COORDINATOR


IQAC Co-ordinator
RISE Krishna Sai Gandhi Group
of Institutions, Valluru 523 272


HOD
HEAD OF THE DEPARTMENT
Department of E.C.E
RISE Krishna Sai Gandhi Group
of Institutions, VALLURU, A.P. 523 272



RISE KRISHNA SAI GANDHI GROUP OF INSTITUTIONS::ONGOLE

(Approved by AICTE-NEW DELHI, Affiliated to JNTUK KAKINADA)

NH-16, Valluru-523272, Ongole, Prakasam (District), A.P

INTERNAL QUALITY ASSURANCE CELL (IQAC)

ANALYSIS OF STUDENT FEEDBACK ON CURRICULUM

| | |
|------------------------|--------------------------|
| Programme Name: B.Tech | Academic Year: 2018-2019 |
| Department Name: CSE | Year/Semester: II-I |

| S.No | Question | Excellent | Very Good | Good | Average | Poor |
|------|---|-----------|-----------|------|---------|------|
| 1 | How relevant do you find the course content in relation to current industry standards and practices?. | 100 | 2 | 0 | | |
| 2 | How would you rate the teaching quality of the faculty in your department?. | 100 | 1 | 1 | | |
| 3 | How do you rate the lab sessions and practicals effective in complementing the theoretical knowledge you gain in lectures?. | 98 | 2 | 2 | | |
| 4 | How would you rate the availability and quality of learning resources (e.g., library, online materials, software)? | 97 | 3 | 2 | | |
| 5 | How will you rate the timely and constructive feedback on your assignments and exams? | 99 | 2 | 1 | | |
| 6 | How did you rate the approach of faculty members outside of classroom hours for doubts and discussions?. | 99 | 3 | 0 | | |
| 7 | How will you rate the opportunities for students to engage in research projects or internships? | 98 | 4 | 0 | | |
| 8 | Rate the curriculum and its updates to keep pace with technological advancements and industry needs? | 98 | 3 | 1 | | |
| 9 | How would you rate the balance between academic studies and opportunities for extracurricular activities?. | 99 | 2 | 1 | | |
| 10 | Considering all factors, how will you rate the satisfaction with the academic performance and environment of the college? | 99 | 3 | 0 | | |


HEAD OF THE DEPARTMENT
HOD
Department of CSE
RISE Krishna Sai Gandhi Group of
Institutions, VALLUR, A.P.-523 272



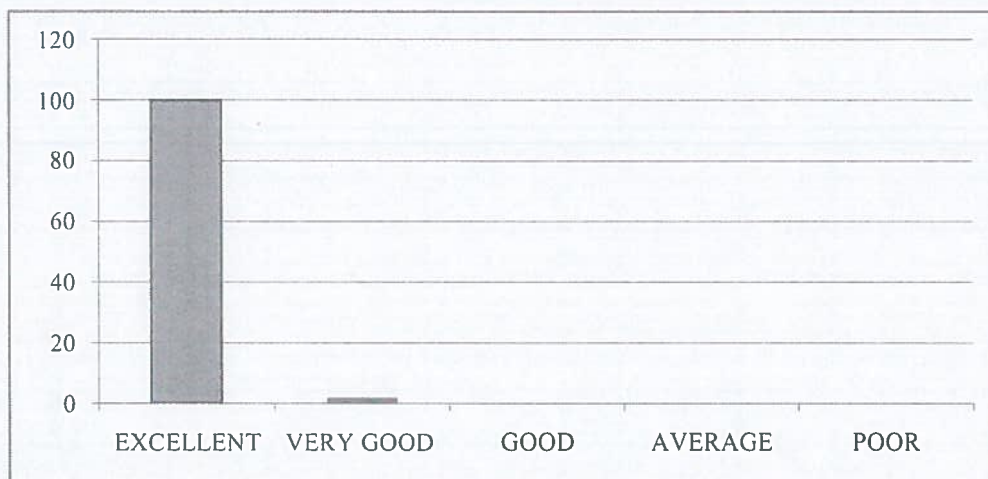
IQAC Co-ordinator
RISE Krishna Sai Gandhi Group
of Institutions, Valluru 523 272

**INTERNAL QUALITY ASSURANCE CELL (IQAC)
ANALYSIS OF STUDENT FEEDBACK ON CURRICULUM**

| Programme Name | Department Name | Academic Year | Semester |
|----------------|-----------------|---------------|----------|
| B.Tech | CSE | 2018-2019 | II-I |

1. How relevant do you find the course content in relation to current industry standards and practices?.

| EXCELLENT | VERY GOOD | GOOD | AVERAGE | POOR |
|-----------|-----------|------|---------|------|
| 100 | 2 | 0 | 0 | 0 |



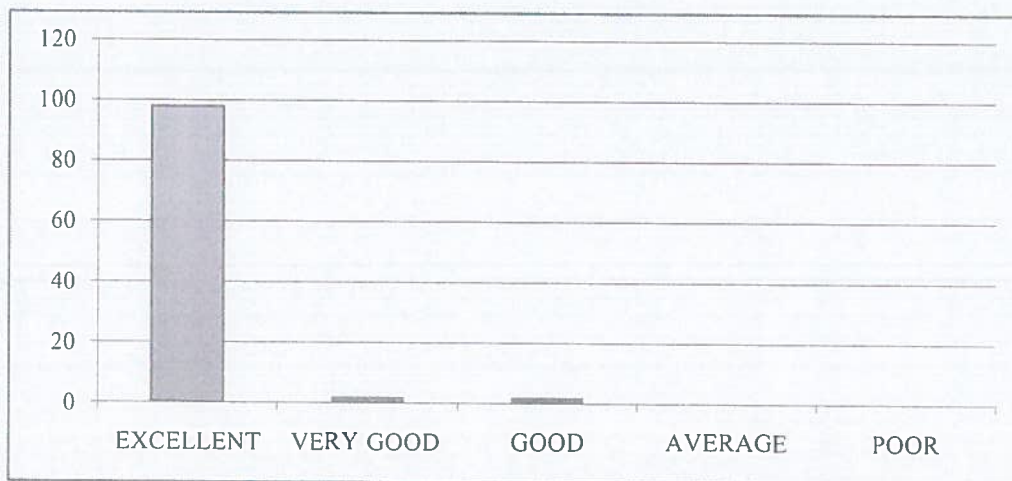
2. How would you rate the teaching quality of the faculty in your department?.

| EXCELLENT | VERY GOOD | GOOD | AVERAGE | POOR |
|-----------|-----------|------|---------|------|
| 100 | 1 | 1 | 0 | 0 |



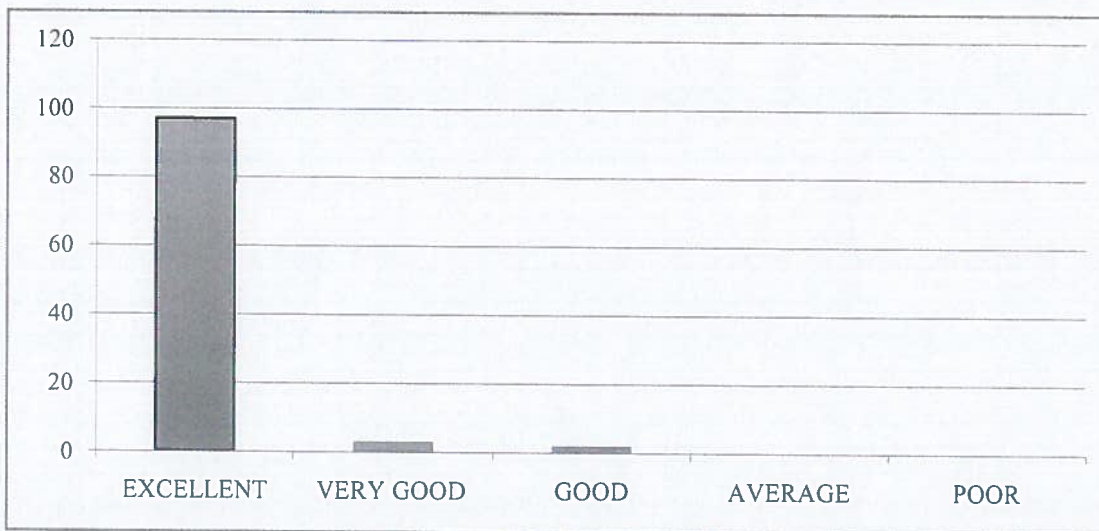
3. How do you rate the lab sessions and practicals effective in complementing the theoretical knowledge you gain in lectures?.

| EXCELLENT | VERY GOOD | GOOD | AVERAGE | POOR |
|-----------|-----------|------|---------|------|
| 98 | 2 | 2 | 0 | 0 |



4. How would you rate the availability and quality of learning resources (e.g., library, online materials, software)?

| EXCELLENT | VERY GOOD | GOOD | AVERAGE | POOR |
|-----------|-----------|------|---------|------|
| 97 | 3 | 2 | 0 | 0 |



5. How will you rate the timely and constructive feedback on your assignments and exams?

| EXCELLENT | VERY GOOD | GOOD | AVERAGE | POOR |
|-----------|-----------|------|---------|------|
| 99 | 2 | 1 | 0 | 0 |



6. How did you rate the approach of faculty members outside of classroom hours for doubts and discussions?.

| EXCELLENT | VERY GOOD | GOOD | AVERAGE | POOR |
|-----------|-----------|------|---------|------|
| 99 | 3 | 0 | 0 | 0 |



7. How will you rate the opportunities for students to engage in research projects or internships?

| EXCELLENT | VERY GOOD | GOOD | AVERAGE | POOR |
|-----------|-----------|------|---------|------|
| 98 | 4 | 0 | 0 | 0 |



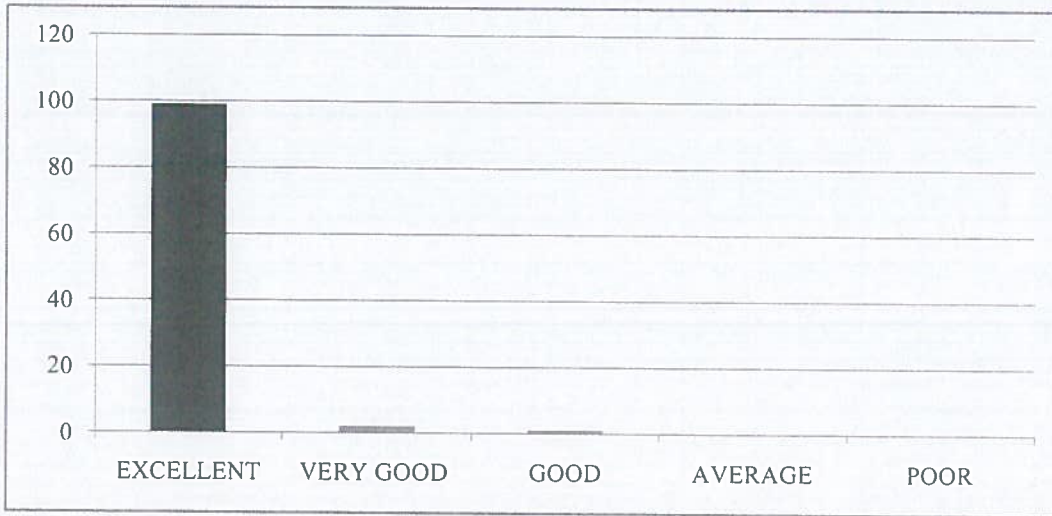
8. Rate the curriculum and its updates to keep pace with technological advancements and industry needs?.

| EXCELLENT | VERY GOOD | GOOD | AVERAGE | POOR |
|-----------|-----------|------|---------|------|
| 98 | 3 | 1 | 0 | 0 |



9. How would you rate the balance between academic studies and opportunities for extracurricular activities?.

| EXCELLENT | VERY GOOD | GOOD | AVERAGE | POOR |
|-----------|-----------|------|---------|------|
| 99 | 2 | 1 | 0 | 0 |



10. Considering all factors, how will you rate the satisfaction with the academic performance and environment of the college?

| EXCELLENT | VERY GOOD | GOOD | AVERAGE | POOR |
|-----------|-----------|------|---------|------|
| 99 | 3 | 0 | 0 | 0 |





RISE KRISHNA SAI GANDHI GROUP OF INSTITUTIONS::ONGOLE

(Approved by AICTE-NEW DELHI, Affiliated to JNTUK KAKINADA)

NH-16, Valluru-523272, Ongole, Prakasam (District), A.P

INTERNAL QUALITY ASSURANCE CELL (IQAC)

REPORT ON STUDENT FEEDBACK ANALYSIS ON CURRICULUM

| | |
|---------------------|-----------------------|
| Program Name:B.TECH | Academic Year:2018-19 |
| Department Name:CSE | Year/Semester:II-I |

1. How relevant do you find the course content in relation to current industry standards and practices?.

From the analysis report, it was observed that 98.04% of the students rated excellent about the course content in relation to current industry standards and practices, 1.96% of the students rated very good.

2. How would you rate the teaching quality of the faculty in your department?

From the analysis report, it was observed that 98.04%of the students rated excellent about the teaching quality of the faculty in the department and practices, 0.98% of the students rated very good &0.98% of the students rated it good.

3. How do you rate the lab sessions and practicals effective in complementing the theoretical knowledge you gain in lectures?

From the analysis report, it was observed that 96.08% of the students rated excellent about the lab sessions and practicals effective in complementing the theoretical knowledge gain in lectures, 1.96% of the students rated very good&1.96% of the students rated it good.

4. How would you rate the availability and quality of learning resources (e.g., library, online materials, software)?

From the analysis report, it was observed that 95.10% of the students rated excellent about the availability and quality of learning resources,2.94% of the students rated very good&1.96% of the students rated it good.

5. How will you rate the timely and constructive feedback on your assignments and exams?

From the analysis report, it was observed that97.06% of the students rated excellent about the timely and constructive feedback on assignments and exams,1.96% of the students rated very good&0.98% of the students rated it good.

6. How did you rate the approach of faculty members outside of classroom hours for doubts and discussions?

From the analysis report, it was observed that 97.06% of the students rated excellent about the approach of faculty members outside of classroom hours for doubts and discussions,2.94% of the students rated very good

7. How will you rate the opportunities for students to engage in research projects or internships?

From the analysis report, it was observed that 96.08% of the students rated excellent about the opportunities for students to engage in research projects or internships, 3.92% of the students rated very good

8. Rate the curriculum and its updates to keep pace with technological advancements and industry needs?

From the analysis report, it was observed that 96.08% of the students rated excellent about the curriculum and its updates to keep pace with technological advancements and industry needs, 2.94% of the students rated very good & 0.98% of the students rated it good.


9. How would you rate the balance between academic studies and opportunities for extracurricular activities?

From the analysis report, it was observed that 97.06% of the students rated excellent about the balance between academic studies and opportunities for extracurricular activities, 1.96% of the students rated very good & 0.98% of the students rated it good.


10. Considering all factors, how will you rate the satisfaction with the academic performance and environment of the college?

From the analysis report, it was observed that 97.06% of the students rated excellent about overall satisfaction with the academic performance and environment of the college, 2.94% of the students rated very good.


COORDINATOR


HOD

HEAD OF THE DEPARTMENT
Department of CSE
RISE Krishna Sai Gandhi Group of
Institutions, VALLUR, A.P.-523 272


IQAC Co-ordinator
RISE Krishna Sai Gandhi Group
of Institutions, Valluru 523 272



RISE KRISHNA SAI GANDHI GROUP OF INSTITUTIONS::ONGOLE

(Approved by AICTE-NEW DELHI, Affiliated to JNTUK KAKINADA)

NH-16, Valluru-523272, Ongole, Prakasam (District), A.P

INTERNAL QUALITY ASSURANCE CELL (IQAC)

ANALYSIS OF STUDENT FEEDBACK ON AMBIENCE

| | |
|-------------------------------|---------------------------------|
| Programme Name: B.Tech | Academic Year: 2018-2019 |
| Department Name: CSE | Year/Semester: II-I |

| S.No | Question | Excellent | Very Good | Good | Average | Poor |
|------|---|-----------|-----------|------|---------|------|
| 1 | How would you rate the overall cleanliness and maintenance of the campus? | 99 | 2 | 1 | | |
| 2 | How would you rate the classrooms and lecture halls well-equipped and conducive to learning??. | 100 | 2 | 0 | | |
| 3 | How would you rate the availability and condition of recreational facilities (e.g., sports grounds, gym)?. | 98 | 3 | 1 | | |
| 4 | How would you rate the library facilities and resources? | 98 | 3 | 1 | | |
| 5 | How would you describe the overall ambience of the campus in terms of aesthetics (landscaping, architecture, etc.)? | 99 | 3 | 0 | | |
| 6 | How would you rate the adequate measures in place for emergency situations (fire, medical emergencies, etc.)? | 99 | 2 | 1 | | |
| 7 | How would you describe the overall social environment of the college? | 98 | 3 | 1 | | |
| 8 | How would you rate the classroom environment in terms of promoting active learning and participation? | 98 | 2 | 2 | | |
| 9 | How would you rate the availability and quality of technological resources (labs, software, etc.) in the college?. | 99 | 3 | 0 | | |
| 10 | How would you rate the opportunities for students to engage in extracurricular activities and clubs? | 100 | 2 | 0 | | |

HOD

HEAD OF THE DEPARTMENT

Department of CSE

**RISE Krishna Sai Gandhi Group of
Institutions, VALLUR, A.P.-523 272**

IQAC Co-ordinator

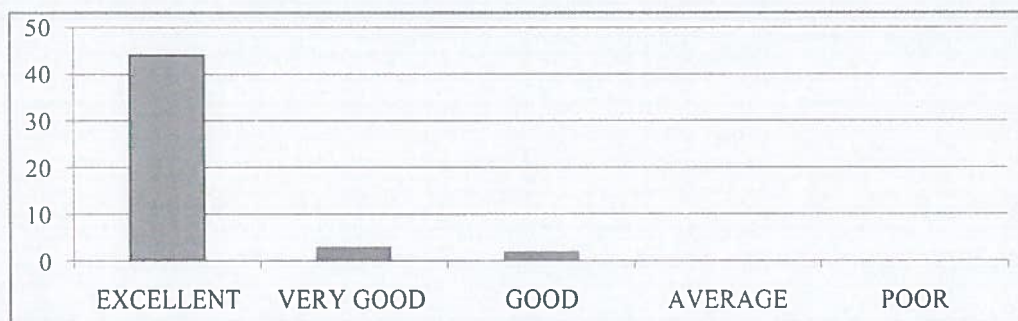
**RISE Krishna Sai Gandhi Group
of Institutions, Valluru 523 272**

**INTERNAL QUALITY ASSURANCE CELL (IQAC)
ANALYSIS OF STUDENT FEEDBACK ON AMBIENCE**

| Programme Name | Department Name | Academic Year | Semester |
|----------------|-----------------|---------------|----------|
| B.Tech | CSE-DS | 2021-2022 | II-I |

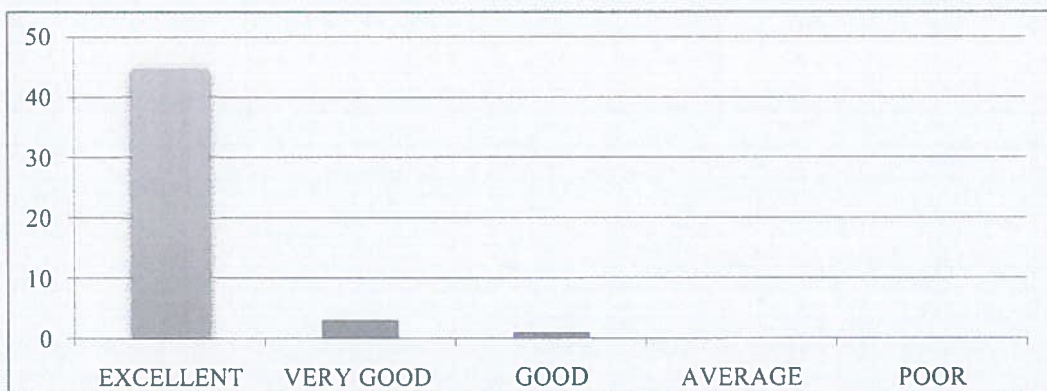
1. How would you rate the overall cleanliness and maintenance of the campus?

| EXCELLENT | VERY GOOD | GOOD | AVERAGE | POOR |
|-----------|-----------|------|---------|------|
| 44 | 3 | 2 | 0 | 0 |



2. How would you rate the classrooms and lecture halls well-equipped and conducive to learning?

| EXCELLENT | VERY GOOD | GOOD | AVERAGE | POOR |
|-----------|-----------|------|---------|------|
| 45 | 3 | 1 | 0 | 0 |



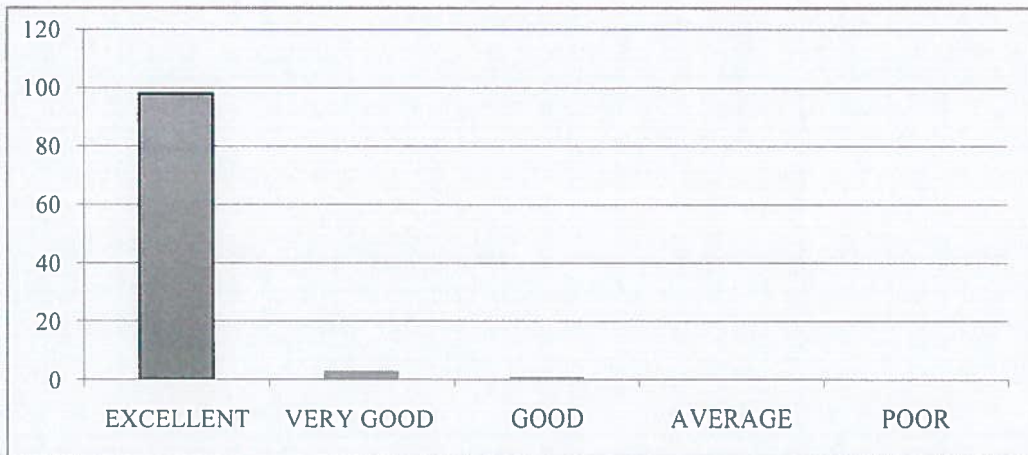
3. How would you rate the availability and condition of recreational facilities (e.g., sports grounds, gym)?.

| EXCELLENT | VERY GOOD | GOOD | AVERAGE | POOR |
|-----------|-----------|------|---------|------|
| 98 | 3 | 1 | 0 | 0 |




4. How would you rate the library facilities and resources?

| EXCELLENT | VERY GOOD | GOOD | AVERAGE | POOR |
|-----------|-----------|------|---------|------|
| 98 | 3 | 1 | 0 | 0 |




5. How would you describe the overall ambiance of the campus in terms of aesthetics (landscaping, architecture, etc.)?

| EXCELLENT | VERY GOOD | GOOD | AVERAGE | POOR |
|-----------|-----------|------|---------|------|
| 99 | 3 | 0 | 0 | 0 |




6. How would you rate the adequate measures in place for emergency situations (fire, medical emergencies, etc.)?

| EXCELLENT | VERY GOOD | GOOD | AVERAGE | POOR |
|-----------|-----------|------|---------|------|
| 99 | 2 | 1 | 0 | 0 |



9. How would you rate the availability and quality of technological resources (labs, software, etc.) in the college?.

| EXCELLENT | VERY GOOD | GOOD | AVERAGE | POOR |
|-----------|-----------|------|---------|------|
| 99 | 3 | 0 | 0 | 0 |



10. How would you rate the opportunities for students to engage in extracurricular activities and clubs?

| EXCELLENT | VERY GOOD | GOOD | AVERAGE | POOR |
|-----------|-----------|------|---------|------|
| 100 | 2 | 0 | 0 | 0 |





RISE KRISHNA SAI GANDHI GROUP OF INSTITUTIONS::ONGOLE

(Approved by AICTE-NEW DELHI, Affiliated to JNTUK KAKINADA)

NH-16, Valluru-523272, Ongole, Prakasam (District), A.P

INTERNAL QUALITY ASSURANCE CELL (IQAC)

REPORT ON STUDENT FEEDBACK ANALYSIS ON AMBIENCE

| | |
|------------------------------|---------------------------------|
| Program Name: B.TECH | Academic Year: 2018-2019 |
| Department Name : CSE | Year/Semester: II-I |

1. How would you rate the overall cleanliness and maintenance of the campus?

From the analysis report, it was observed that 97.06% of the students rated excellent about the overall cleanliness and maintenance of the campus, 1.96% of the students rated very good & 0.98% of the students rated it good.

2. How would you rate the classrooms and lecture halls well-equipped and conducive to learning?

From the analysis report, it was observed that 98.04% of the students rated excellent about the classrooms and lecture halls well-equipped and conducive to learning, 1.96% of the students rated very good.

3. How would you rate the availability and condition of recreational facilities (e.g., sports grounds, gym)?

From the analysis report, it was observed that 96.08% of the students rated excellent about the availability and condition of recreational facilities, 2.94% of the students rated very good & 0.98% of the students rated it good.

4. How would you rate the library facilities and resources?

From the analysis report, it was observed that 96.08% of the students rated excellent about the library facilities and resources, 2.94% of the students rated very good & 0.98% of the students rated it good.

5. How would you describe the overall ambience of the campus in terms of aesthetics (landscaping, architecture, etc.)?

From the analysis report, it was observed that 97.06% of the students rated excellent about the overall ambience of the campus in terms of aesthetics, 2.94% of the students rated very good.

6. How would you rate the adequate measures in place for emergency situations (fire, medical emergencies, etc.)?

From the analysis report, it was observed that 97.06% of the students rated excellent about the adequate measures in place for emergency situations, 1.96% of the students rated very good & 0.98% of the students rated it good.

7. How would you describe the overall social environment of the college?

From the analysis report, it was observed that 96.08% of the students rated excellent about the overall social environment of the college, 2.94% of the students rated very good&0.98% of the students rated it good.

8. How would you rate the classroom environment in terms of promoting active learning and participation?

From the analysis report, it was observed that 96.08% of the students rated excellent about the classroom environment in terms of promoting active learning and participation, 1.96% of the students rated very good&1.96% of the students rated it good.


9. How would you rate the availability and quality of technological resources (labs, software, etc.) in the college?


From the analysis report, it was observed that 97.06% of the students rated excellent about the availability and quality of technological resources in the college, 2.94% of the students rated very good.

10. How would you rate the opportunities for students to engage in extracurricular activities and clubs?

From the analysis report, it was observed that 98.04% of the students rated excellent about the opportunities for students to engage in extracurricular activities and clubs,1.96% of the students rated very good.


COORDINATOR


HOD
HEAD OF THE DEPARTMENT
Department of CSE
RISE Krishna Sai Gandhi Group of
stitutions,VALLUR,A.P.-523 272


IQAC Co-ordinator
RISE Krishna Sai Gandhi Group
of Institutions, Valluru 523 272



RISE KRISHNA SAI GANDHI GROUP OF INSTITUTIONS::ONGOLE

(Approved by AICTE-NEW DELHI, Affiliated to JNTUK KAKINADA)
NH-16, Valluru-523272, Ongole, Prakasam (District), A.P


INTERNAL QUALITY ASSURANCE CELL (IQAC)

ANALYSIS OF STUDENT FEEDBACK ON CURRICULUM

| | |
|---------------------|--------------------------|
| Program Name:B.TECH | Academic Year: 2018-2019 |
| Department Name:ECE | Year/Semester: III-I |

| S.No | Question | Excellent | Very Good | Good | Average | Poor |
|------|---|-----------|-----------|------|---------|------|
| 1 | How relevant do you find the course content in relation to current industry standards and practices?. | 94 | 8 | 1 | 0 | 0 |
| 2 | How would you rate the teaching quality of the faculty in your department?. | 97 | 4 | 2 | 0 | 0 |
| 3 | How do you rate the lab sessions and practicals effective in complementing the theoretical knowledge you gain in lectures?. | 97 | 5 | 1 | 0 | 0 |
| 4 | How would you rate the availability and quality of learning resources (e.g., library, online materials, software)? | 98 | 3 | 2 | 0 | 0 |
| 5 | How will you rate the timely and constructive feedback on your assignments and exams? | 96 | 4 | 3 | 0 | 0 |
| 6 | How did you rate the approach of faculty members outside of classroom hours for doubts and discussions?. | 97 | 5 | 1 | 0 | 0 |
| 7 | How will you rate the opportunities for students to engage in research projects or internships? | 99 | 3 | 1 | 0 | 0 |
| 8 | Rate the curriculum and its updates to keep pace with technological advancements and industry needs? | 100 | 2 | 1 | 0 | 0 |
| 9 | How would you rate the balance between academic studies and opportunities for extracurricular activities?. | 99 | 3 | 1 | 0 | 0 |
| 10 | Considering all factors, how will you rate the satisfaction with the academic performance and environment of the college? | 99 | 4 | 0 | 0 | 0 |


IQAC Co-ordinator
RISE Krishna Sai Gandhi Group
of Institutions, Valluru 523 272


HOD
HEAD OF THE DEPARTMENT
Department of E.C.E
RISE Krishna Sai Gandhi Group
of Institutions, VALLURU, A.P.-523 272

**INTERNAL QUALITY ASSURANCE CELL (IQAC)
ANALYSIS OF STUDENT FEEDBACK ON CURRICULUM**

| Programme Name | Department Name | Academic Year | Semester |
|----------------|-----------------|---------------|----------|
| B.Tech | ECE | 2018-19 | III-I |

1. How relevant do you find the course content in relation to current industry standards and practices?.

| EXCELLENT | VERY GOOD | GOOD | AVERAGE | POOR |
|-----------|-----------|------|---------|------|
| 94 | 8 | 1 | 0 | 0 |



2. How would you rate the teaching quality of the faculty in your department?.

| EXCELLENT | VERY GOOD | GOOD | AVERAGE | POOR |
|-----------|-----------|------|---------|------|
| 97 | 4 | 2 | 0 | 0 |



3. How do you rate the lab sessions and practicals effective in complementing the theoretical knowledge you gain in lectures?.

| EXCELLENT | VERY GOOD | GOOD | AVERAGE | POOR |
|-----------|-----------|------|---------|------|
| 97 | 5 | 1 | 0 | 0 |



4. How would you rate the availability and quality of learning resources (e.g., library, online materials, software)?

| EXCELLENT | VERY GOOD | GOOD | AVERAGE | POOR |
|-----------|-----------|------|---------|------|
| 98 | 3 | 2 | 0 | 0 |



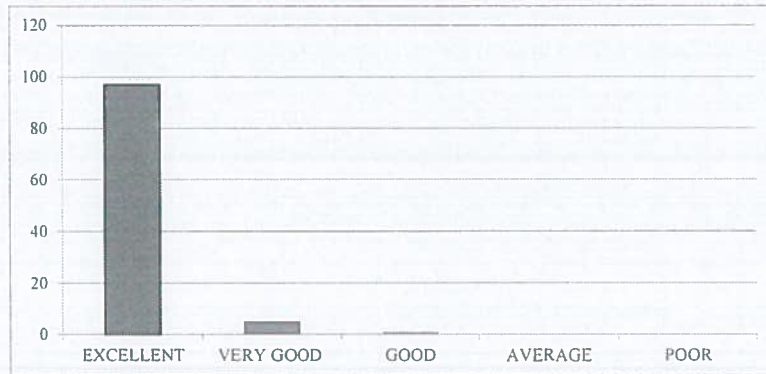
5. How will you rate the timely and constructive feedback on your assignments and exams?

| EXCELLENT | VERY GOOD | GOOD | AVERAGE | POOR |
|-----------|-----------|------|---------|------|
| 96 | 4 | 3 | 0 | 0 |



6. How did you rate the approach of faculty members outside of classroom hours for doubts and discussions?.

| EXCELLENT | VERY GOOD | GOOD | AVERAGE | POOR |
|-----------|-----------|------|---------|------|
| 97 | 5 | 1 | 0 | 0 |



7. How will you rate the opportunities for students to engage in research projects or internships?

| EXCELLENT | VERY GOOD | GOOD | AVERAGE | POOR |
|-----------|-----------|------|---------|------|
| 99 | 3 | 1 | 0 | 0 |



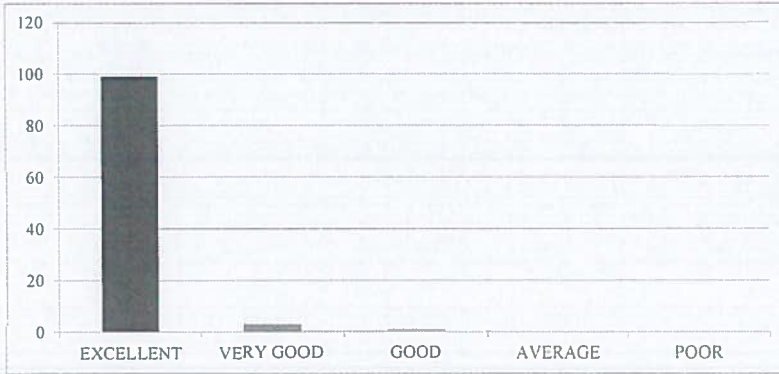
8. Rate the curriculum and its updates to keep pace with technological advancements and industry needs?.

| EXCELLENT | VERY GOOD | GOOD | AVERAGE | POOR |
|-----------|-----------|------|---------|------|
| 100 | 2 | 1 | 0 | 0 |



9. How would you rate the balance between academic studies and opportunities for extracurricular activities?

| EXCELLENT | VERY GOOD | GOOD | AVERAGE | POOR |
|-----------|-----------|------|---------|------|
| 99 | 3 | 1 | 0 | 0 |



10. Considering all factors, how will you rate the satisfaction with the academic performance and environment of the college?

| EXCELLENT | VERY GOOD | GOOD | AVERAGE | POOR |
|-----------|-----------|------|---------|------|
| 99 | 4 | 0 | 0 | 0 |





RISE KRISHNA SAI GANDHI GROUP OF INSTITUTIONS::ONGOLE

(Approved by AICTE-NEW DELHI, Affiliated to JNTUK KAKINADA)

NH-16, Valluru-523272, Ongole, Prakasam (District), A.P

INTERNAL QUALITY ASSURANCE CELL (IQAC)

REPORT ON STUDENT FEEDBACK ANALYSIS ON CURRICULUM

| | |
|-----------------------------|---------------------------------|
| Program Name: B.TECH | Academic Year: 2018-2019 |
| Department Name: ECE | Year/Semester: III-I |

1. How relevant do you find the course content in relation to current industry standards and practices?.

From the analysis report, it was observed that 91.26% of the students rated excellent about the course content in relation to current industry standards and practices, 7.77% of the students rated very good & 0.97% of the students rated it good.

2. How would you rate the teaching quality of the faculty in your department?

From the analysis report, it was observed that 94.17% of the students rated excellent about the teaching quality of the faculty in the department and practices, 3.88% of the students rated very good & 1.94% of the students rated it good.

3. How do you rate the lab sessions and practicals effective in complementing the theoretical knowledge you gain in lectures?

From the analysis report, it was observed that 94.17% of the students rated excellent about the lab sessions and practicals effective in complementing the theoretical knowledge gain in lectures, 4.85% of the students rated very good & 0.97% of the students rated it good.

4. How would you rate the availability and quality of learning resources (e.g., library, online materials, software)?

From the analysis report, it was observed that 95.15% of the students rated excellent about the availability and quality of learning resources, 2.91% of the students rated very good & 1.94% of the students rated it good.

5. How will you rate the timely and constructive feedback on your assignments and exams?

From the analysis report, it was observed that 93.20% of the students rated excellent about the timely and constructive feedback on assignments and exams, 3.88% of the students rated very good & 2.91% of the students rated it good.

6. How did you rate the approach of faculty members outside of classroom hours for doubts and discussions?

From the analysis report, it was observed that 94.17% of the students rated excellent about the approach of faculty members outside of classroom hours for doubts and discussions, 4.85% of the students rated very good & 0.97% of the students rated it good.

7. How will you rate the opportunities for students to engage in research projects or internships?

From the analysis report, it was observed that 96.12% of the students rated excellent about the opportunities for students to engage in research projects or internships, 2.91 % of the students rated very good & 0.97% of the students rated it good.

8. Rate the curriculum and its updates to keep pace with technological advancements and industry needs?

From the analysis report, it was observed that 97.09% of the students rated excellent about the curriculum and its updates to keep pace with technological advancements and industry needs, 1.94% of the students rated very good & 0.97% of the students rated it good.

9. How would you rate the balance between academic studies and opportunities for extracurricular activities?


From the analysis report, it was observed that 96.12% of the students rated excellent about the balance between academic studies and opportunities for extracurricular activities, 2.91% of the students rated very good & 0.97% of the students rated it good.

10. Considering all factors, how will you rate the satisfaction with the academic performance and environment of the college?

From the analysis report, it was observed that 96.12% of the students rated excellent about overall satisfaction with the academic performance and environment of the college, 3.88% of the students rated very good.


COORDINATOR


IQAC Co-ordinator
RISE Krishna Sai Gandhi Group
of Institutions, Valluru 523 272


HOD
HEAD OF THE DEPARTMENT
Department of E.C.E
RISE Krishna Sai Gandhi Group
of Institutions, VALLURU, A.P.-523 272



RISE KRISHNA SAI GANDHI GROUP OF INSTITUTIONS::ONGOLE


(Approved by AICTE-NEW DELHI, Affiliated to JNTUK KAKINADA)
NH-16, Valluru-523272, Ongole, Prakasam (District), A.P


INTERNAL QUALITY ASSURANCE CELL (IQAC)

ANALYSIS OF STUDENT FEEDBACK ON AMBIENCE

| | |
|---------------------|--------------------------|
| Program Name:B.TECH | Academic Year: 2018-2019 |
| Department Name:ECE | Year/Semester:III-I |

| S.No | Question | Excellent | Very Good | Good | Average | Poor |
|------|---|-----------|-----------|------|---------|------|
| 1 | How would you rate the overall cleanliness and maintenance of the campus? | 98 | 3 | 2 | 0 | 0 |
| 2 | How would you rate the classrooms and lecture halls well-equipped and conducive to learning??. | 99 | 2 | 2 | 0 | 0 |
| 3 | How would you rate the availability and condition of recreational facilities (e.g., sports grounds, gym)?. | 97 | 3 | 3 | 0 | 0 |
| 4 | How would you rate the library facilities and resources? | 98 | 3 | 2 | 0 | 0 |
| 5 | How would you describe the overall ambience of the campus in terms of aesthetics (landscaping, architecture, etc.)? | 98 | 3 | 2 | 0 | 0 |
| 6 | How would you rate the adequate measures in place for emergency situations (fire, medical emergencies, etc.)? | 99 | 2 | 2 | 0 | 0 |
| 7 | How would you describe the overall social environment of the college? | 100 | 1 | 2 | 0 | 0 |
| 8 | How would you rate the classroom environment in terms of promoting active learning and participation? | 98 | 3 | 2 | 0 | 0 |
| 9 | How would you rate the availability and quality of technological resources (labs, software, etc.) in the college?. | 97 | 3 | 3 | 0 | 0 |
| 10 | How would you rate the opportunities for students to engage in extracurricular activities and clubs? | 97 | 4 | 2 | 0 | 0 |


IQAC Co-ordinator
RISE Krishna Sai Gandhi Group
of Institutions, Valluru 523 272

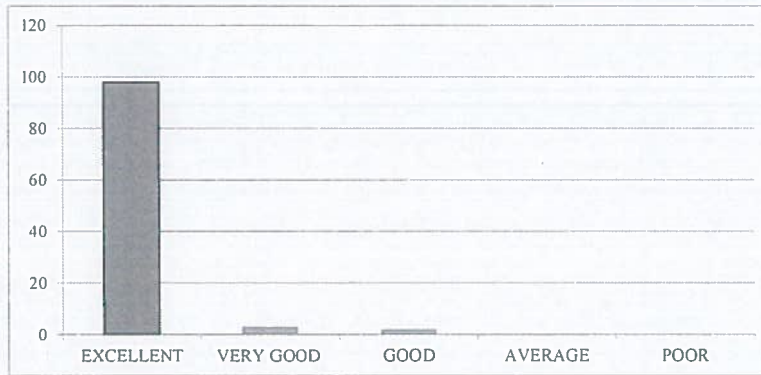

HOD
HEAD OF THE DEPARTMENT
Department of E.C.E
RISE Krishna Sai Gandhi Group
of Institutions, VALLURU, A.P.-523 272

**INTERNAL QUALITY ASSURANCE CELL (IQAC)
ANALYSIS OF STUDENT FEEDBACK ON AMBIENCE**

| Programme Name | Department Name | Academic Year | Semester |
|----------------|-----------------|---------------|----------|
| B.Tech | ECE | 2018-19 | III-I |

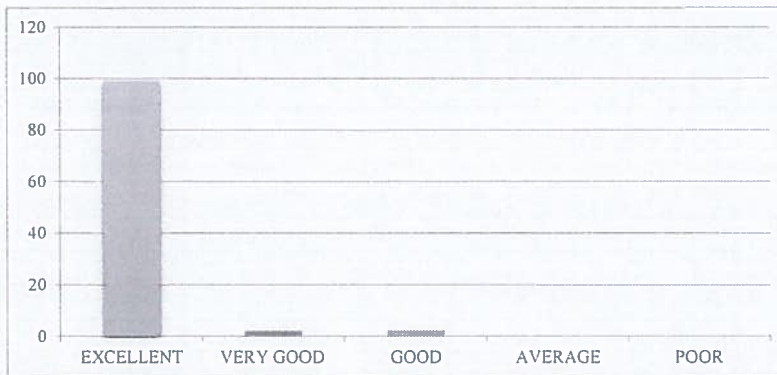
1. How would you rate the overall cleanliness and maintenance of the campus?

| EXCELLENT | VERY GOOD | GOOD | AVERAGE | POOR |
|-----------|-----------|------|---------|------|
| 98 | 3 | 2 | 0 | 0 |



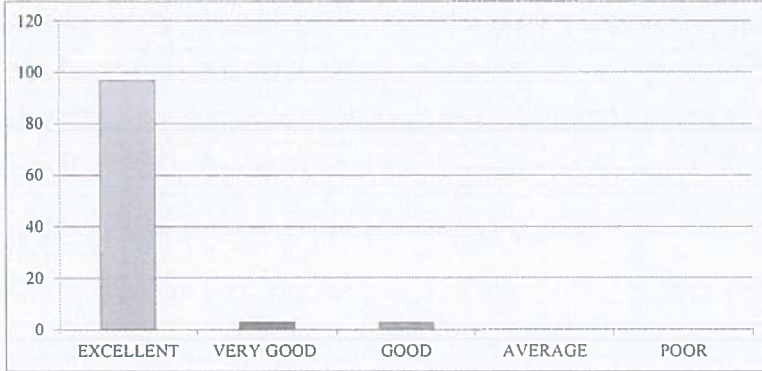
2. How would you rate the classrooms and lecture halls well-equipped and conducive to learning?

| EXCELLENT | VERY GOOD | GOOD | AVERAGE | POOR |
|-----------|-----------|------|---------|------|
| 99 | 2 | 2 | 0 | 0 |



3. How would you rate the availability and condition of recreational facilities (e.g., sports grounds, gym)?

| EXCELLENT | VERY GOOD | GOOD | AVERAGE | POOR |
|-----------|-----------|------|---------|------|
| 97 | 3 | 3 | 0 | 0 |



4. How would you rate the library facilities and resources?

| EXCELLENT | VERY GOOD | GOOD | AVERAGE | POOR |
|-----------|-----------|------|---------|------|
| 98 | 3 | 2 | 0 | 0 |



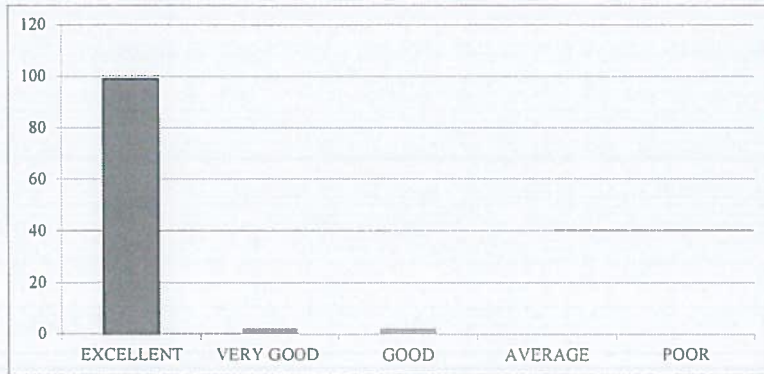
5. How would you describe the overall ambiance of the campus in terms of aesthetics (landscaping, architecture, etc.)?

| EXCELLENT | VERY GOOD | GOOD | AVERAGE | POOR |
|-----------|-----------|------|---------|------|
| 98 | 3 | 2 | 0 | 0 |



6. How would you rate the adequate measures in place for emergency situations (fire, medical emergencies, etc.)?

| EXCELLENT | VERY GOOD | GOOD | AVERAGE | POOR |
|-----------|-----------|------|---------|------|
| 99 | 2 | 2 | 0 | 0 |



7. How would you describe the overall social environment of the college?

| EXCELLENT | VERY GOOD | GOOD | AVERAGE | POOR |
|-----------|-----------|------|---------|------|
| 100 | 1 | 2 | 0 | 0 |



8. How would you rate the classroom environment in terms of promoting active learning and participation?

| EXCELLENT | VERY GOOD | GOOD | AVERAGE | POOR |
|-----------|-----------|------|---------|------|
| 98 | 3 | 2 | 0 | 0 |



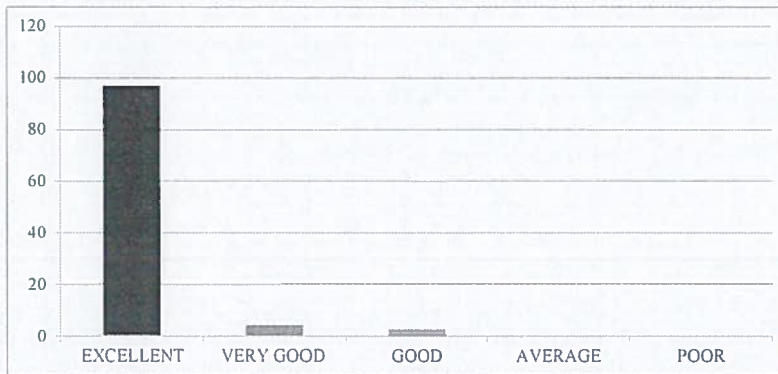
9. How would you rate the availability and quality of technological resources (labs, software, etc.) in the college?

| EXCELLENT | VERY GOOD | GOOD | AVERAGE | POOR |
|-----------|-----------|------|---------|------|
| 97 | 3 | 3 | 0 | 0 |



10. How would you rate the opportunities for students to engage in extracurricular activities and clubs?

| EXCELLENT | VERY GOOD | GOOD | AVERAGE | POOR |
|-----------|-----------|------|---------|------|
| 97 | 4 | 2 | 0 | 0 |





RISE KRISHNA SAI GANDHI GROUP OF INSTITUTIONS::ONGOLE

(Approved by AICTE-NEW DELHI, Affiliated to JNTUK KAKINADA)
NH-16, Valluru-523272, Ongole, Prakasam (District), A.P

INTERNAL QUALITY ASSURANCE CELL (IQAC)

REPORT ON STUDENT FEEDBACK ANALYSIS ON AMBIENCE

| | |
|-----------------------------|---------------------------------|
| Program Name: B.TECH | Academic Year: 2018-2019 |
| Department Name: ECE | Year/Semester: III-I |

1. How would you rate the overall cleanliness and maintenance of the campus?

From the analysis report, it was observed that 95.15% of the students rated excellent about the overall cleanliness and maintenance of the campus, 2.91% of the students rated very good & 1.94% of the students rated it good.

2. How would you rate the classrooms and lecture halls well-equipped and conducive to learning?

From the analysis report, it was observed that 96.12% of the students rated excellent about the classrooms and lecture halls well-equipped and conducive to learning, 1.94% of the students rated very good & 1.94% of the students rated it good.

3. How would you rate the availability and condition of recreational facilities (e.g., sports grounds, gym)?

From the analysis report, it was observed that 94.17% of the students rated excellent about the availability and condition of recreational facilities, 2.91% of the students rated very good & 2.91% of the students rated it good.

4. How would you rate the library facilities and resources?

From the analysis report, it was observed that 95.15% of the students rated excellent about the library facilities and resources, 2.91% of the students rated very good & 1.94% of the students rated it good.

5. How would you describe the overall ambience of the campus in terms of aesthetics (landscaping, architecture, etc.)?

From the analysis report, it was observed that 95.15% of the students rated excellent about the overall ambience of the campus in terms of aesthetics, 2.91% of the students rated very good & 1.94% of the students rated it good.

6. How would you rate the adequate measures in place for emergency situations (fire, medical emergencies, etc.)?

From the analysis report, it was observed that 96.12% of the students rated excellent about the adequate measures in place for emergency situations, 1.94% of the students rated very good & 1.94% of the students rated it good.

7. How would you describe the overall social environment of the college?

From the analysis report, it was observed that 97.09% of the students rated excellent about the overall social environment of the college, 0.97% of the students rated very good & 1.94% of the students rated it good.

8. How would you rate the classroom environment in terms of promoting active learning and participation?

From the analysis report, it was observed that 95.15% of the students rated excellent about the classroom environment in terms of promoting active learning and participation, 2.91% of the students rated very good & 1.94% of the students rated it good.

9. How would you rate the availability and quality of technological resources (labs, software, etc.) in the college?

From the analysis report, it was observed that 94.17% of the students rated excellent about the availability and quality of technological resources in the college, 2.91% of the students rated very good & 2.91% of the students rated it good.

10. How would you rate the opportunities for students to engage in extracurricular activities and clubs?

From the analysis report, it was observed that 94.17% of the students rated excellent about the opportunities for students to engage in extracurricular activities and clubs, 3.88% of the students rated very good & 1.94% of the students rated it good.

L. S. S.
COORDINATOR

S. N. S.
IQAC Co-ordinator
RISE Krishna Sai Gandhi Group
of Institutions, Valluru 523 272

S. N. S.
HOD
HEAD OF THE DEPARTMENT
Department of E.C.E.
RISE Krishna Sai Gandhi Group
of Institutions, VALLURU, A.P.-523 272



RISE KRISHNA SAI GANDHI GROUP OF INSTITUTIONS::ONGOLE

(Approved by AICTE-NEW DELHI, Affiliated to JNTUK KAKINADA)

NH-16, Valluru-523272, Ongole, Prakasam (District), A.P

INTERNAL QUALITY ASSURANCE CELL (IQAC)

ANALYSIS OF STUDENT FEEDBACK ON CURRICULUM

| | |
|------------------------|--------------------------|
| Programme Name: B.Tech | Academic Year: 2018-2019 |
| Department Name: CSE | Year/Semester: III-I |

| S.No | Question | Excellent | Very Good | Good | Average | Poor |
|------|---|-----------|-----------|------|---------|------|
| 1 | How relevant do you find the course content in relation to current industry standards and practices?. | 100 | 4 | 4 | | |
| 2 | How would you rate the teaching quality of the faculty in your department?. | 100 | 5 | 3 | | |
| 3 | How do you rate the lab sessions and practicals effective in complementing the theoretical knowledge you gain in lectures?. | 100 | 6 | 2 | | |
| 4 | How would you rate the availability and quality of learning resources (e.g., library, online materials, software)? | 99 | 7 | 2 | | |
| 5 | How will you rate the timely and constructive feedback on your assignments and exams? | 99 | 8 | 1 | | |
| 6 | How did you rate the approach of faculty members outside of classroom hours for doubts and discussions?. | 99 | 9 | 0 | | |
| 7 | How will you rate the opportunities for students to engage in research projects or internships? | 101 | 4 | 3 | | |
| 8 | Rate the curriculum and its updates to keep pace with technological advancements and industry needs? | 101 | 6 | 1 | | |
| 9 | How would you rate the balance between academic studies and opportunities for extracurricular activities?. | 100 | 6 | 2 | | |
| 10 | Considering all factors, how will you rate the satisfaction with the academic performance and environment of the college? | 98 | 9 | 1 | | |

HOD

HEAD OF THE DEPARTMENT

Department of CSE

RISE Krishna Sai Gandhi Group of Institutions, VALLUR, A.P.-523 272

IQAC Co-ordinator

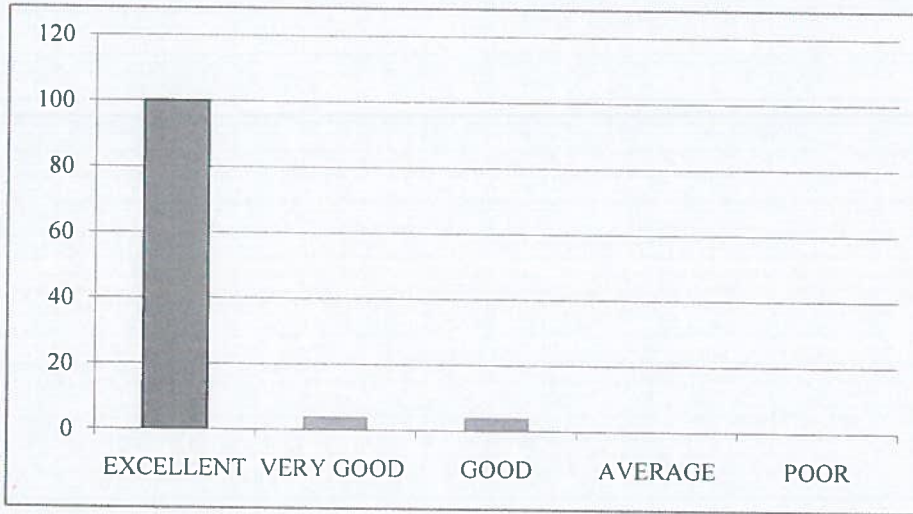
RISE Krishna Sai Gandhi Group of Institutions, Valluru 523 272

**INTERNAL QUALITY ASSURANCE CELL (IQAC)
ANALYSIS OF STUDENT FEEDBACK ON CURRICULUM**

| Programme Name | Department Name | Academic Year | Semester |
|----------------|-----------------|---------------|----------|
| B.Tech | CSE | 2018-19 | III-I |

1. How relevant do you find the course content in relation to current industry standards and practices?.

| EXCELLENT | VERY GOOD | GOOD | AVERAGE | POOR |
|-----------|-----------|------|---------|------|
| 100 | 4 | 4 | 0 | 0 |



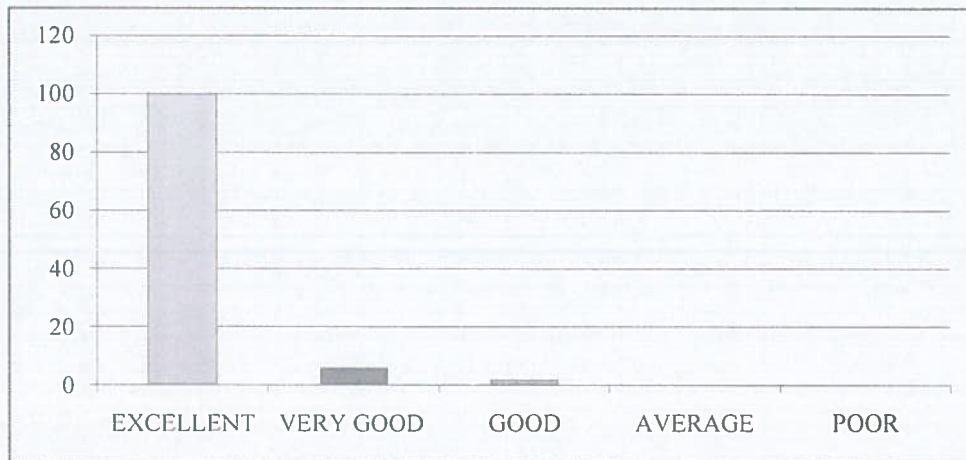
2. How would you rate the teaching quality of the faculty in your department?.

| EXCELLENT | VERY GOOD | GOOD | AVERAGE | POOR |
|-----------|-----------|------|---------|------|
| 100 | 5 | 3 | 0 | 0 |



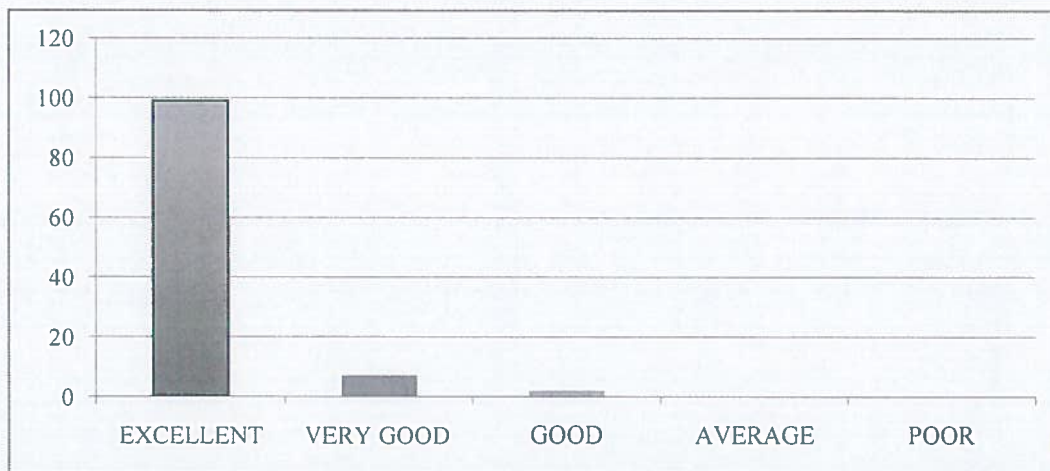
3. How do you rate the lab sessions and practicals effective in complementing the theoretical knowledge you gain in lectures?.

| EXCELLENT | VERY GOOD | GOOD | AVERAGE | POOR |
|-----------|-----------|------|---------|------|
| 100 | 6 | 2 | 0 | 0 |



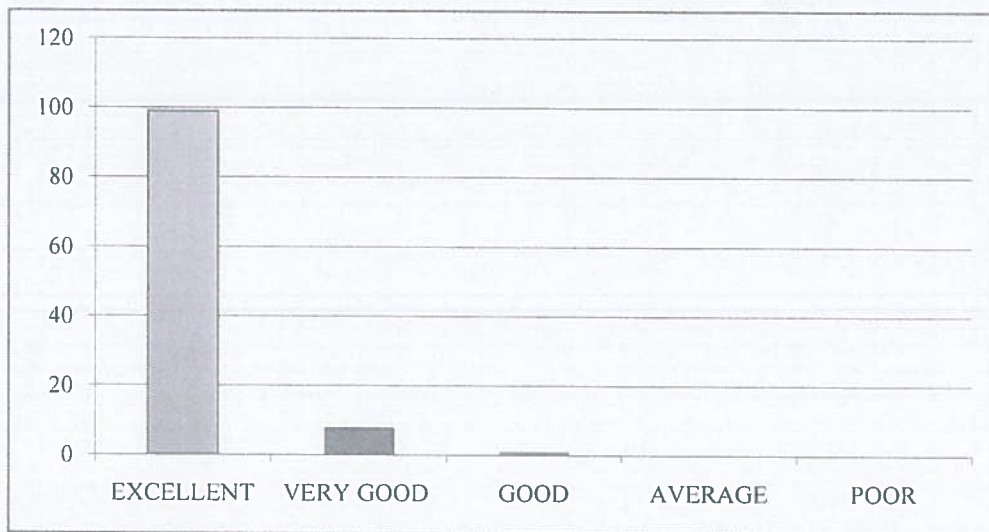
4. How would you rate the availability and quality of learning resources (e.g., library, online materials, software)?

| EXCELLENT | VERY GOOD | GOOD | AVERAGE | POOR |
|-----------|-----------|------|---------|------|
| 99 | 7 | 2 | 0 | 0 |



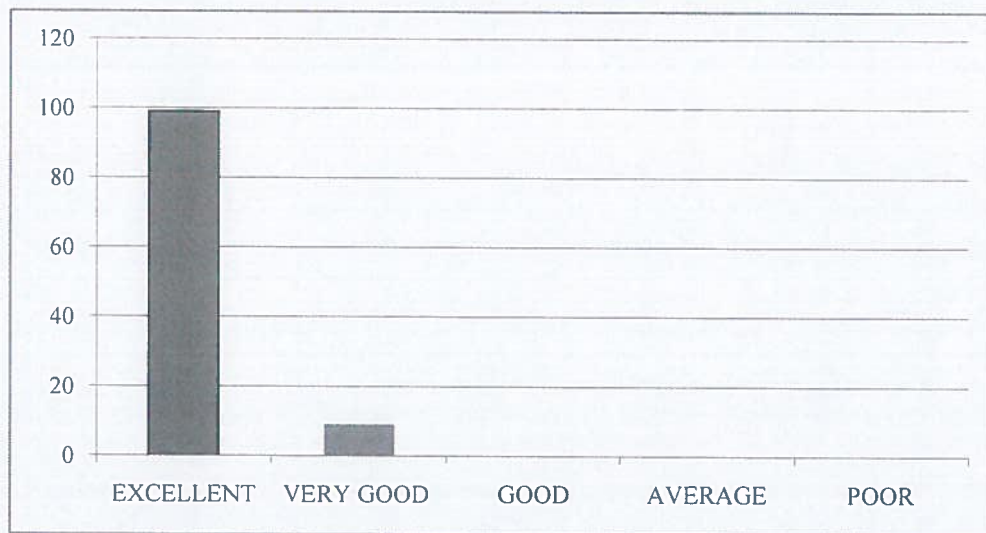
5. How will you rate the timely and constructive feedback on your assignments and exams?

| EXCELLENT | VERY GOOD | GOOD | AVERAGE | POOR |
|-----------|-----------|------|---------|------|
| 99 | 8 | 1 | 0 | 0 |



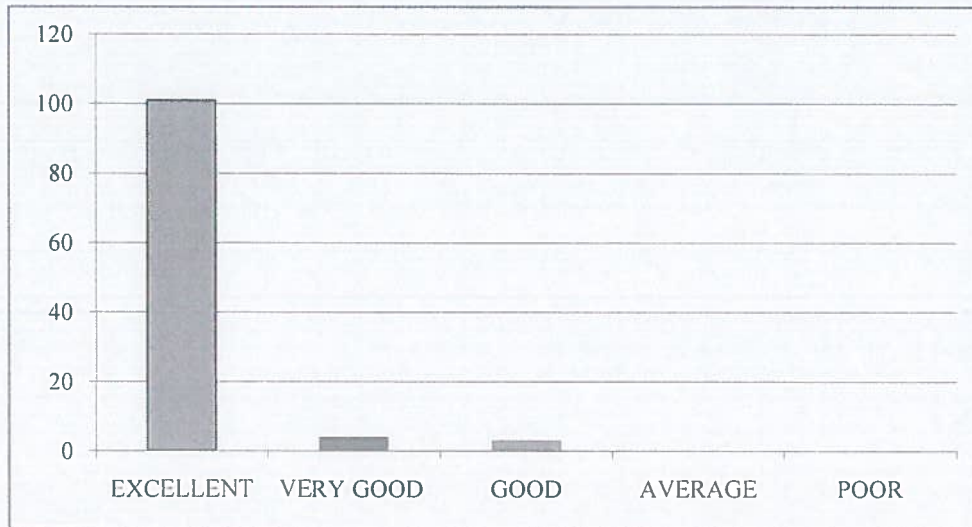
6. How did you rate the approach of faculty members outside of classroom hours for doubts and discussions?.

| EXCELLENT | VERY GOOD | GOOD | AVERAGE | POOR |
|-----------|-----------|------|---------|------|
| 99 | 9 | 0 | 0 | 0 |



7. How will you rate the opportunities for students to engage in research projects or internships?

| EXCELLENT | VERY GOOD | GOOD | AVERAGE | POOR |
|-----------|-----------|------|---------|------|
| 101 | 4 | 3 | 0 | 0 |



8. Rate the curriculum and its updates to keep pace with technological advancements and industry needs?.

| EXCELLENT | VERY GOOD | GOOD | AVERAGE | POOR |
|-----------|-----------|------|---------|------|
| 101 | 6 | 1 | 0 | 0 |



9. How would you rate the balance between academic studies and opportunities for extracurricular activities?.

| EXCELLENT | VERY GOOD | GOOD | AVERAGE | POOR |
|-----------|-----------|------|---------|------|
| 100 | 6 | 2 | 0 | 0 |



10. Considering all factors, how will you rate the satisfaction with the academic performance and environment of the college?

| EXCELLENT | VERY GOOD | GOOD | AVERAGE | POOR |
|-----------|-----------|------|---------|------|
| 98 | 9 | 1 | 0 | 0 |





RISE KRISHNA SAI GANDHI GROUP OF INSTITUTIONS::ONGOLE

(Approved by AICTE-NEW DELHI, Affiliated to JNTUK KAKINADA)
NH-16, Valluru-523272, Ongole, Prakasam (District), A.P

INTERNAL QUALITY ASSURANCE CELL (IQAC)

REPORT ON STUDENT FEEDBACK ANALYSIS ON CURRICULUM

| | |
|-----------------------------|------------------------------|
| Program Name: B.TECH | Academic Year:2018-19 |
| Department Name: CSE | Year/Semester: III-I |

1. How relevant do you find the course content in relation to current industry standards and practices?.

From the analysis report, it was observed that 92.59% of the students rated excellent about the course content in relation to current industry standards and practices, 3.70% of the students rated very good&3.70% of the students rated it good.

2. How would you rate the teaching quality of the faculty in your department?

From the analysis report, it was observed that 92.59%of the students rated excellent about the teaching quality of the faculty in the department and practices, 4.63% of the students rated very good &2.78% of the students rated it good.

3. How do you rate the lab sessions and practicals effective in complementing the theoretical knowledge you gain in lectures?

From the analysis report, it was observed that 92.59% of the students rated excellent about the lab sessions and practicals effective in complementing the theoretical knowledge gain in lectures, 5.56% of the students rated very good&1.85% of the students rated it good.

4. How would you rate the availability and quality of learning resources (e.g., library, online materials, software)?

From the analysis report, it was observed that 91.67% of the students rated excellent about the availability and quality of learning resources,6.48% of the students rated very good&1.85% of the students rated it good.

5. How will you rate the timely and constructive feedback on your assignments and exams?

From the analysis report, it was observed that91.67% of the students rated excellent about the timely and constructive feedback on assignments and exams,7.41% of the students rated very good&0.93% of the students rated it good.

6. How did you rate the approach of faculty members outside of classroom hours for doubts and discussions?

From the analysis report, it was observed that 91.67% of the students rated excellent about the approach of faculty members outside of classroom hours for doubts and discussions,8.33% of the students rated very good.

7. How will you rate the opportunities for students to engage in research projects or internships?

From the analysis report, it was observed that 93.52% of the students rated excellent about the opportunities for students to engage in research projects or internships, 3.70% of the students rated very good & 2.78% of the students rated it good.

8. Rate the curriculum and its updates to keep pace with technological advancements and industry needs?

From the analysis report, it was observed that 93.52% of the students rated excellent about the curriculum and its updates to keep pace with technological advancements and industry needs, 5.56% of the students rated very good & 0.93% of the students rated it good.

9. How would you rate the balance between academic studies and opportunities for extracurricular activities?

From the analysis report, it was observed that 92.59% of the students rated excellent about the balance between academic studies and opportunities for extracurricular activities, 5.56% of the students rated very good & 1.85% of the students rated it good.


10. Considering all factors, how will you rate the satisfaction with the academic performance and environment of the college?

From the analysis report, it was observed that 90.74% of the students rated excellent about overall satisfaction with the academic performance and environment of the college, 8.33% of the students rated very good & 0.93% of the students rated it good.


COORDINATOR


HOD

HEAD OF THE DEPARTMENT
Department of CSE
3E Krishna Sai Gandhi Group of
Institutions, VALLUR, A.P.-523 272


IQAC Co-ordinator
RISE Krishna Sai Gandhi Group
of Institutions, Valluru 523 272



RISE KRISHNA SAI GANDHI GROUP OF INSTITUTIONS::ONGOLE

(Approved by AICTE-NEW DELHI, Affiliated to JNTUK KAKINADA)

NH-16, Valluru-523272, Ongole, Prakasam (District), A.P

INTERNAL QUALITY ASSURANCE CELL (IQAC)

ANALYSIS OF STUDENT FEEDBACK ON AMBIENCE

| | |
|------------------------|--------------------------|
| Programme Name: B.Tech | Academic Year: 2018-2019 |
| Department Name: CSE | Year/Semester: III-I |

| S.No | Question | Excellent | Very Good | Good | Average | Poor |
|------|---|-----------|-----------|------|---------|------|
| 1 | How would you rate the overall cleanliness and maintenance of the campus? | 100 | 5 | 3 | | |
| 2 | How would you rate the classrooms and lecture halls well-equipped and conducive to learning??. | 100 | 6 | 2 | | |
| 3 | How would you rate the availability and condition of recreational facilities (e.g., sports grounds, gym)?. | 101 | 5 | 2 | | |
| 4 | How would you rate the library facilities and resources? | 98 | 8 | 2 | | |
| 5 | How would you describe the overall ambience of the campus in terms of aesthetics (landscaping, architecture, etc.)? | 100 | 7 | 1 | | |
| 6 | How would you rate the adequate measures in place for emergency situations (fire, medical emergencies, etc.)? | 100 | 8 | 0 | | |
| 7 | How would you describe the overall social environment of the college? | 102 | 3 | 3 | | |
| 8 | How would you rate the classroom environment in terms of promoting active learning and participation? | 101 | 7 | 0 | | |
| 9 | How would you rate the availability and quality of technological resources (labs, software, etc.) in the college?. | 100 | 7 | 1 | | |
| 10 | How would you rate the opportunities for students to engage in extracurricular activities and clubs? | 99 | 9 | 0 | | |

HEAD OF THE DEPARTMENT

Department of CSE

RISE Krishna Sai Gandhi Group of
Institutions, VALLUR, A.P. 523 272

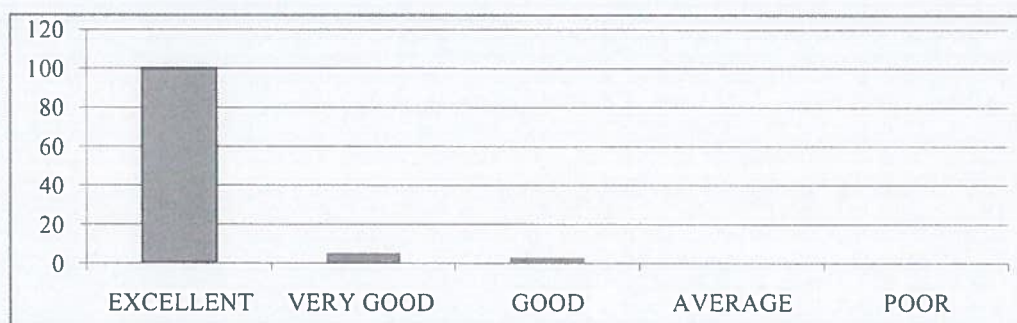
IQAC Co-ordinator
RISE Krishna Sai Gandhi Group
of Institutions, Valluru 523 272

**INTERNAL QUALITY ASSURANCE CELL (IQAC)
ANALYSIS OF STUDENT FEEDBACK ON AMBIENCE**

| Programme Name | Department Name | Academic Year | Semester |
|----------------|-----------------|---------------|----------|
| B.Tech | CSE | 2018-2019 | III-I |

1. How would you rate the overall cleanliness and maintenance of the campus?

| EXCELLENT | VERY GOOD | GOOD | AVERAGE | POOR |
|-----------|-----------|------|---------|------|
| 100 | 5 | 3 | 0 | 0 |



2. How would you rate the classrooms and lecture halls well-equipped and conducive to learning?

| EXCELLENT | VERY GOOD | GOOD | AVERAGE | POOR |
|-----------|-----------|------|---------|------|
| 100 | 6 | 2 | 0 | 0 |



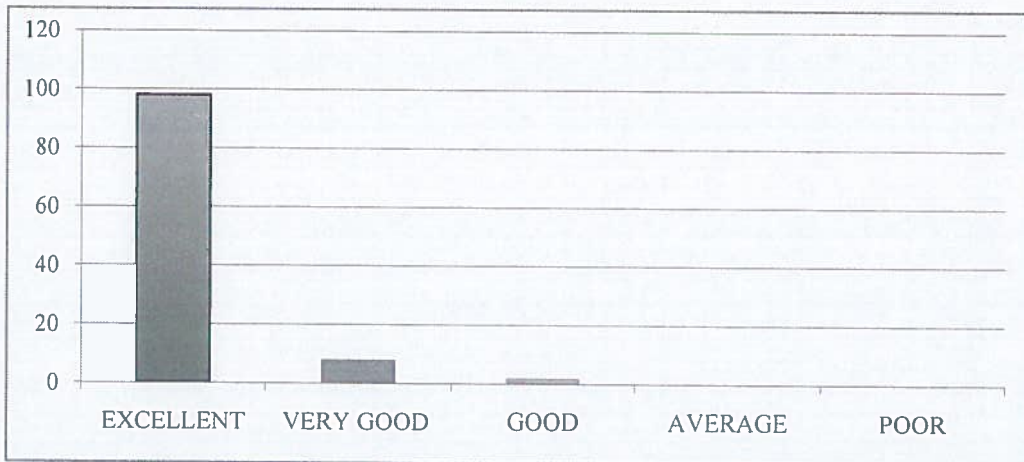
3. How would you rate the availability and condition of recreational facilities (e.g., sports grounds, gym)?.

| EXCELLENT | VERY GOOD | GOOD | AVERAGE | POOR |
|-----------|-----------|------|---------|------|
| 101 | 5 | 2 | 0 | 0 |



4. How would you rate the library facilities and resources?

| EXCELLENT | VERY GOOD | GOOD | AVERAGE | POOR |
|-----------|-----------|------|---------|------|
| 98 | 8 | 2 | 0 | 0 |




5. How would you describe the overall ambiance of the campus in terms of aesthetics (landscaping, architecture, etc.)?

| EXCELLENT | VERY GOOD | GOOD | AVERAGE | POOR |
|-----------|-----------|------|---------|------|
| 100 | 7 | 1 | 0 | 0 |



6. How would you rate the adequate measures in place for emergency situations (fire, medical emergencies, etc.)?

| EXCELLENT | VERY GOOD | GOOD | AVERAGE | POOR |
|-----------|-----------|------|---------|------|
| 100 | 8 | 0 | 0 | 0 |



7. How would you describe the overall social environment of the college?

| EXCELLENT | VERY GOOD | GOOD | AVERAGE | POOR |
|-----------|-----------|------|---------|------|
| 102 | 3 | 3 | 0 | 0 |



8. How would you rate the classroom environment in terms of promoting active learning and participation?

| EXCELLENT | VERY GOOD | GOOD | AVERAGE | POOR |
|-----------|-----------|------|---------|------|
| 101 | 7 | 0 | 0 | 0 |



9. How would you rate the availability and quality of technological resources (labs, software, etc.) in the college?.

| EXCELLENT | VERY GOOD | GOOD | AVERAGE | POOR |
|-----------|-----------|------|---------|------|
| 100 | 7 | 1 | 0 | 0 |



10. How would you rate the opportunities for students to engage in extracurricular activities and clubs?

| EXCELLENT | VERY GOOD | GOOD | AVERAGE | POOR |
|-----------|-----------|------|---------|------|
| 99 | 9 | 0 | 0 | 0 |





RISE KRISHNA SAI GANDHI GROUP OF INSTITUTIONS::ONGOLE

(Approved by AICTE-NEW DELHI, Affiliated to JNTUK KAKINADA)

NH-16, Valluru-523272, Ongole, Prakasam (District), A.P

INTERNAL QUALITY ASSURANCE CELL (IQAC)

REPORT ON STUDENT FEEDBACK ANALYSIS ON AMBIENCE

| | |
|-----------------------------|---------------------------------|
| Program Name: B.TECH | Academic Year: 2018-2019 |
| Department Name: CSE | Year/Semester : III-I |

1. How would you rate the overall cleanliness and maintenance of the campus?

From the analysis report, it was observed that 92.59% of the students rated excellent about the overall cleanliness and maintenance of the campus, 4.63% of the students rated very good & 2.78% of the students rated it good.

2. How would you rate the classrooms and lecture halls well-equipped and conducive to learning?

From the analysis report, it was observed that 92.59% of the students rated excellent about the classrooms and lecture halls well-equipped and conducive to learning, 5.56% of the students rated very good & 1.85% of the students rated it good.

3. How would you rate the availability and condition of recreational facilities (e.g., sports grounds, gym)?

From the analysis report, it was observed that 93.52% of the students rated excellent about the availability and condition of recreational facilities, 4.63% of the students rated very good & 1.85% of the students rated it good.

4. How would you rate the library facilities and resources?

From the analysis report, it was observed that 90.74% of the students rated excellent about the library facilities and resources, 7.41% of the students rated very good & 1.85% of the students rated it good.

5. How would you describe the overall ambience of the campus in terms of aesthetics (landscaping, architecture, etc.)?

From the analysis report, it was observed that 92.59% of the students rated excellent about the overall ambience of the campus in terms of aesthetics, 6.48% of the students rated very good & 0.93% of the students rated it good.

6. How would you rate the adequate measures in place for emergency situations (fire, medical emergencies, etc.)?

From the analysis report, it was observed that 92.59% of the students rated excellent about the adequate measures in place for emergency situations, 7.41% of the students rated very good

7. How would you describe the overall social environment of the college?

From the analysis report, it was observed that 94.44% of the students rated excellent about the overall social environment of the college, 2.78% of the students rated very good & 2.78% of the students rated it good.

8. How would you rate the classroom environment in terms of promoting active learning and participation?

From the analysis report, it was observed that 93.52% of the students rated excellent about the classroom environment in terms of promoting active learning and participation, 6.48% of the students rated very good & 0.93% of the students rated it good.


9. How would you rate the availability and quality of technological resources (labs, software, etc.) in the college?


From the analysis report, it was observed that 92.59% of the students rated excellent about the availability and quality of technological resources in the college, 6.48% of the students rated very good & 0.93% of the students rated it good.

10. How would you rate the opportunities for students to engage in extracurricular activities and clubs?

From the analysis report, it was observed that 91.67% of the students rated excellent about the opportunities for students to engage in extracurricular activities and clubs, 8.33% of the students rated very good.


COORDINATOR


HOD
HEAD OF THE DEPARTMENT
Department of CSE
RISE Krishna Sai Gandhi Group of
Institutions, VALLUR, A.P.-523 272


IQAC Co-ordinator
RISE Krishna Sai Gandhi Group
of Institutions, Valluru 523 272




RISE KRISHNA SAI GANDHI GROUP OF INSTITUTIONS::ONGOLE
(Approved by AICTE-NEW DELHI, Affiliated to JNTUK KAKINADA)
NH-16, Valluru-523272, Ongole, Prakasam (District), A.P


INTERNAL QUALITY ASSURANCE CELL (IQAC)

ANALYSIS OF STUDENT FEEDBACK ON CURRICULUM

| | |
|---------------------|--------------------------|
| Program Name:B.TECH | Academic Year: 2018-2019 |
| Department Name:ECE | Year/Semester: IV-I |

| S.No | Question | Excellent | Very Good | Good | Average | Poor |
|------|---|-----------|-----------|------|---------|------|
| 1 | How relevant do you find the course content in relation to current industry standards and practices?. | 97 | 5 | 1 | 0 | 0 |
| 2 | How would you rate the teaching quality of the faculty in your department?. | 97 | 5 | 1 | 0 | 0 |
| 3 | How do you rate the lab sessions and practicals effective in complementing the theoretical knowledge you gain in lectures?. | 95 | 6 | 2 | 0 | 0 |
| 4 | How would you rate the availability and quality of learning resources (e.g., library, online materials, software)? | 98 | 4 | 1 | 0 | 0 |
| 5 | How will you rate the timely and constructive feedback on your assignments and exams? | 96 | 6 | 1 | 0 | 0 |
| 6 | How did you rate the approach of faculty members outside of classroom hours for doubts and discussions?. | 96 | 7 | 0 | 0 | 0 |
| 7 | How will you rate the opportunities for students to engage in research projects or internships? | 98 | 4 | 1 | 0 | 0 |
| 8 | Rate the curriculum and its updates to keep pace with technological advancements and industry needs? | 98 | 3 | 2 | 0 | 0 |
| 9 | How would you rate the balance between academic studies and opportunities for extracurricular activities?. | 96 | 6 | 1 | 0 | 0 |
| 10 | Considering all factors, how will you rate the satisfaction with the academic performance and environment of the college? | 98 | 4 | 1 | 0 | 0 |


IQAC Co-ordinator
RISE Krishna Sai Gandhi Group
of Institutions, Valluru 523 272


HEAD OF THE DEPARTMENT
Department of E.C.E
RISE Krishna Sai Gandhi Group
of Institutions, VALLURU, A.P. 523 272

**INTERNAL QUALITY ASSURANCE CELL (IQAC)
ANALYSIS OF STUDENT FEEDBACK ON CURRICULUM**

| Programme Name | Department Name | Academic Year | Semester |
|----------------|-----------------|---------------|----------|
| B.Tech | ECE | 2018-19 | IV-I |

1. How relevant do you find the course content in relation to current industry standards and practices?.

| EXCELLENT | VERY GOOD | GOOD | AVERAGE | POOR |
|-----------|-----------|------|---------|------|
| 97 | 5 | 1 | 0 | 0 |



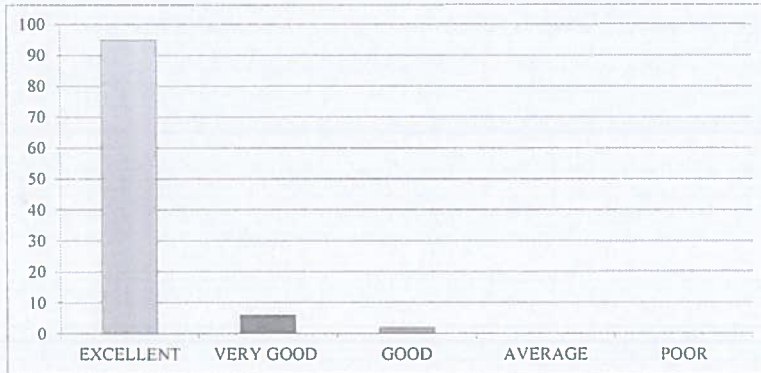
2. How would you rate the teaching quality of the faculty in your department?.

| EXCELLENT | VERY GOOD | GOOD | AVERAGE | POOR |
|-----------|-----------|------|---------|------|
| 97 | 5 | 1 | 0 | 0 |



3. How do you rate the lab sessions and practicals effective in complementing the theoretical knowledge you gain in lectures?

| EXCELLENT | VERY GOOD | GOOD | AVERAGE | POOR |
|-----------|-----------|------|---------|------|
| 95 | 6 | 2 | 0 | 0 |



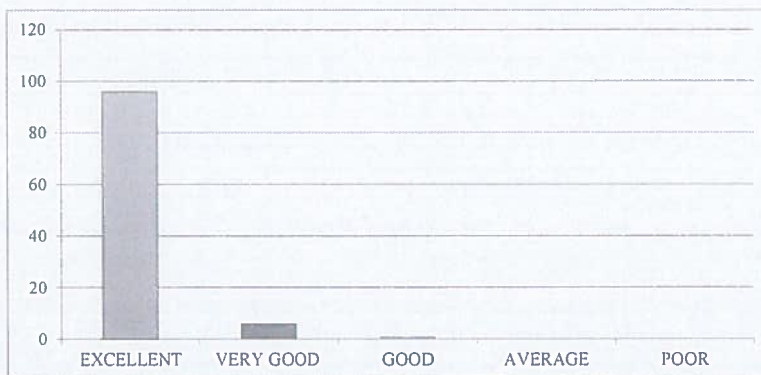
4. How would you rate the availability and quality of learning resources (e.g., library, online materials, software)?

| EXCELLENT | VERY GOOD | GOOD | AVERAGE | POOR |
|-----------|-----------|------|---------|------|
| 98 | 4 | 1 | 0 | 0 |



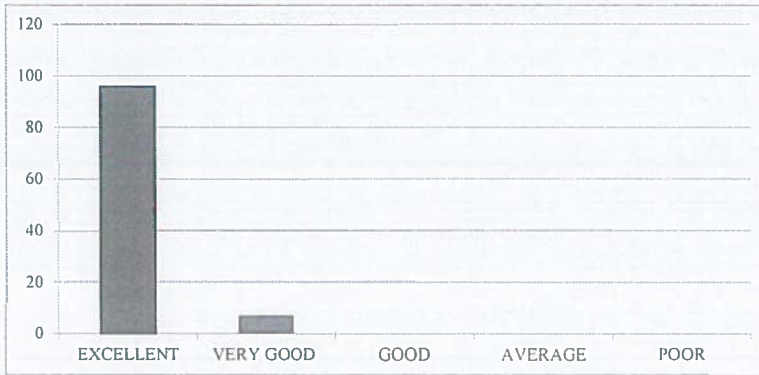
5. How will you rate the timely and constructive feedback on your assignments and exams?

| EXCELLENT | VERY GOOD | GOOD | AVERAGE | POOR |
|-----------|-----------|------|---------|------|
| 96 | 6 | 1 | 0 | 0 |



6. How did you rate the approach of faculty members outside of classroom hours for doubts and discussions?

| EXCELLENT | VERY GOOD | GOOD | AVERAGE | POOR |
|-----------|-----------|------|---------|------|
| 96 | 7 | 0 | 0 | 0 |



7. How will you rate the opportunities for students to engage in research projects or internships?

| EXCELLENT | VERY GOOD | GOOD | AVERAGE | POOR |
|-----------|-----------|------|---------|------|
| 98 | 4 | 1 | 0 | 0 |



8. Rate the curriculum and its updates to keep pace with technological advancements and industry needs?

| EXCELLENT | VERY GOOD | GOOD | AVERAGE | POOR |
|-----------|-----------|------|---------|------|
| 98 | 3 | 2 | 0 | 0 |



9. How would you rate the balance between academic studies and opportunities for extracurricular activities?.

| EXCELLENT | VERY GOOD | GOOD | AVERAGE | POOR |
|-----------|-----------|------|---------|------|
| 96 | 6 | 1 | 0 | 0 |



10. Considering all factors, how will you rate the satisfaction with the academic performance and environment of the college?

| EXCELLENT | VERY GOOD | GOOD | AVERAGE | POOR |
|-----------|-----------|------|---------|------|
| 98 | 4 | 1 | 0 | 0 |





RISE KRISHNA SAI GANDHI GROUP OF INSTITUTIONS::ONGOLE

(Approved by AICTE-NEW DELHI, Affiliated to JNTUK KAKINADA)
NH-16, Valluru-523272, Ongole, Prakasam (District), A.P

INTERNAL QUALITY ASSURANCE CELL (IQAC)

REPORT ON STUDENT FEEDBACK ANALYSIS ON CURRICULUM

| | |
|-----------------------------|---------------------------------|
| Program Name: B.TECH | Academic Year: 2018-2019 |
| Department Name: ECE | Year/Semester: IV-I |

1. How relevant do you find the course content in relation to current industry standards and practices?.

From the analysis report, it was observed that 94.17% of the students rated excellent about the course content in relation to current industry standards and practices, 4.85% of the students rated very good & 0.97% of the students rated it good.

2. How would you rate the teaching quality of the faculty in your department?

From the analysis report, it was observed that 94.17% of the students rated excellent about the teaching quality of the faculty in the department and practices, 4.85% of the students rated very good & 0.97% of the students rated it good.

3. How do you rate the lab sessions and practicals effective in complementing the theoretical knowledge you gain in lectures?

From the analysis report, it was observed that 92.23% of the students rated excellent about the lab sessions and practicals effective in complementing the theoretical knowledge gain in lectures, 5.83% of the students rated very good & 1.94% of the students rated it good.

4. How would you rate the availability and quality of learning resources (e.g., library, online materials, software)?

From the analysis report, it was observed that 95.15% of the students rated excellent about the availability and quality of learning resources, 3.88% of the students rated very good & 0.97% of the students rated it good.

5. How will you rate the timely and constructive feedback on your assignments and exams?

From the analysis report, it was observed that 93.20% of the students rated excellent about the timely and constructive feedback on assignments and exams, 5.83% of the students rated very good & 0.97% of the students rated it good.

6. How did you rate the approach of faculty members outside of classroom hours for doubts and discussions?

From the analysis report, it was observed that 93.20% of the students rated excellent about the approach of faculty members outside of classroom hours for doubts and discussions, 6.80% of the students rated very good.

7. How will you rate the opportunities for students to engage in research projects or internships?

From the analysis report, it was observed that 95.15% of the students rated excellent about the opportunities for students to engage in research projects or internships, 3.88 % of the students rated very good & 0.97% of the students rated it good.

8. Rate the curriculum and its updates to keep pace with technological advancements and industry needs?

From the analysis report, it was observed that 95.15% of the students rated excellent about the curriculum and its updates to keep pace with technological advancements and industry needs, 02.91% of the students rated very good & 1.94% of the students rated it good.


9. How would you rate the balance between academic studies and opportunities for extracurricular activities?


From the analysis report, it was observed that 93.20% of the students rated excellent about the balance between academic studies and opportunities for extracurricular activities, 5.83% of the students rated very good & 0.97% of the students rated it good.

10. Considering all factors, how will you rate the satisfaction with the academic performance and environment of the college?

From the analysis report, it was observed that 95.15% of the students rated excellent about overall satisfaction with the academic performance and environment of the college, 3.88% of the students rated very good & 0.97% of the students rated it good.


COORDINATOR


IQAC Co-ordinator
RISE Krishna Sai Gandhi Group
of Institutions, Valluru 523 272


HOD
HEAD OF THE DEPARTMENT
Department of E. C. E
RISE Krishna Sai Gandhi Group
of Institutions, VALLURU, A.P.-523 272



RISE KRISHNA SAI GANDHI GROUP OF INSTITUTIONS::ONGOLE

(Approved by AICTE-NEW DELHI, Affiliated to JNTUK KAKINADA)
NH-16, Valluru-523272, Ongole, Prakasam (District), A.P

INTERNAL QUALITY ASSURANCE CELL (IQAC)

ANALYSIS OF STUDENT FEEDBACK ON AMBIENCE

| | |
|---------------------|--------------------------|
| Program Name:B.TECH | Academic Year: 2018-2019 |
| Department Name:ECE | Year/Semester:IV-I |

| S.No | Question | Excellent | Very Good | Good | Average | Poor |
|------|---|-----------|-----------|------|---------|------|
| 1 | How would you rate the overall cleanliness and maintenance of the campus? | 98 | 4 | 1 | 0 | 0 |
| 2 | How would you rate the classrooms and lecture halls well-equipped and conducive to learning??. | 98 | 4 | 1 | 0 | 0 |
| 3 | How would you rate the availability and condition of recreational facilities (e.g., sports grounds, gym)?. | 96 | 6 | 1 | 0 | 0 |
| 4 | How would you rate the library facilities and resources? | 97 | 5 | 1 | 0 | 0 |
| 5 | How would you describe the overall ambience of the campus in terms of aesthetics (landscaping, architecture, etc.)? | 96 | 4 | 3 | 0 | 0 |
| 6 | How would you rate the adequate measures in place for emergency situations (fire, medical emergencies, etc.)? | 97 | 4 | 2 | 0 | 0 |
| 7 | How would you describe the overall social environment of the college? | 97 | 4 | 2 | 0 | 0 |
| 8 | How would you rate the classroom environment in terms of promoting active learning and participation? | 98 | 4 | 1 | 0 | 0 |
| 9 | How would you rate the availability and quality of technological resources (labs, software, etc.) in the college?. | 99 | 3 | 1 | 0 | 0 |
| 10 | How would you rate the opportunities for students to engage in extracurricular activities and clubs? | 100 | 2 | 1 | 0 | 0 |

IQAC Co-ordinator
RISE Krishna Sai Gandhi Group
of Institutions, Valluru 523 272

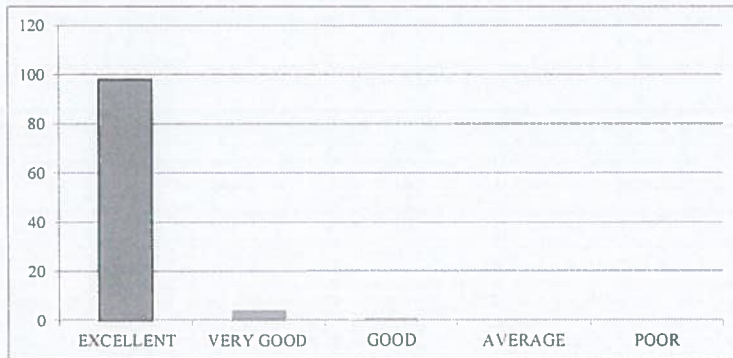
S.V. *[Signature]*
HOD
HEAD OF THE DEPARTMENT
Department of E.C.E
RISE Krishna Sai Gandhi Group
of Institutions, VALLURU, A.P.-523 272

**INTERNAL QUALITY ASSURANCE CELL (IQAC)
ANALYSIS OF STUDENT FEEDBACK ON AMBIENCE**

| Programme Name | Department Name | Academic Year | Semester |
|----------------|-----------------|---------------|----------|
| B.Tech | ECE | 2018-19 | IV-I |

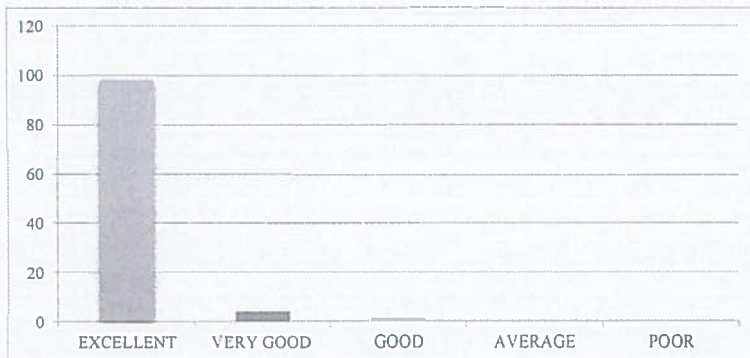
1 How would you rate the overall cleanliness and maintenance of the campus?

| EXCELLENT | VERY GOOD | GOOD | AVERAGE | POOR |
|-----------|-----------|------|---------|------|
| 98 | 4 | 1 | 0 | 0 |



2. How would you rate the classrooms and lecture halls well-equipped and conducive to learning?

| EXCELLENT | VERY GOOD | GOOD | AVERAGE | POOR |
|-----------|-----------|------|---------|------|
| 98 | 4 | 1 | 0 | 0 |



3. How would you rate the availability and condition of recreational facilities (e.g., sports grounds, gym)?

| EXCELLENT | VERY GOOD | GOOD | AVERAGE | POOR |
|-----------|-----------|------|---------|------|
| 96 | 6 | 1 | 0 | 0 |



4. How would you rate the library facilities and resources?

| EXCELLENT | VERY GOOD | GOOD | AVERAGE | POOR |
|-----------|-----------|------|---------|------|
| 97 | 5 | 1 | 0 | 0 |



5. How would you describe the overall ambiance of the campus in terms of aesthetics (landscaping, architecture, etc.)?

| EXCELLENT | VERY GOOD | GOOD | AVERAGE | POOR |
|-----------|-----------|------|---------|------|
| 96 | 4 | 3 | 0 | 0 |



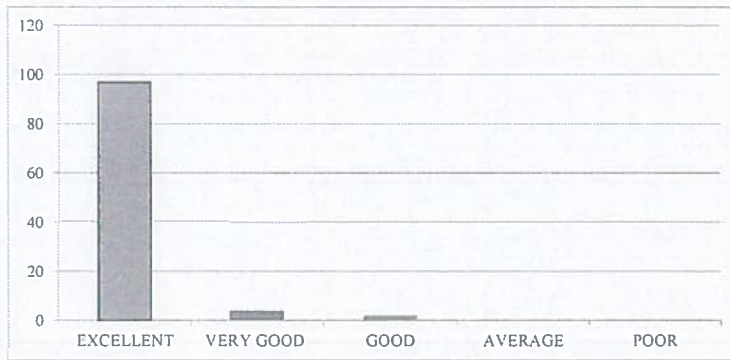
6 How would you rate the adequate measures in place for emergency situations (fire, medical emergencies, etc)?

| EXCELLENT | VERY GOOD | GOOD | AVERAGE | POOR |
|-----------|-----------|------|---------|------|
| 97 | 4 | 2 | 0 | 0 |



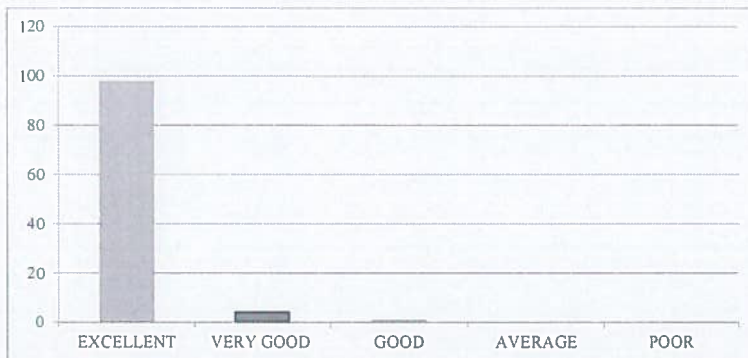
7. How would you describe the overall social environment of the college?

| EXCELLENT | VERY GOOD | GOOD | AVERAGE | POOR |
|-----------|-----------|------|---------|------|
| 97 | 4 | 2 | 0 | 0 |



8 How would you rate the classroom environment in terms of promoting active learning and participation?

| EXCELLENT | VERY GOOD | GOOD | AVERAGE | POOR |
|-----------|-----------|------|---------|------|
| 98 | 4 | 1 | 0 | 0 |




9. How would you rate the availability and quality of technological resources (labs, software, etc.) in the college?

| EXCELLENT | VERY GOOD | GOOD | AVERAGE | POOR |
|-----------|-----------|------|---------|------|
| 99 | 3 | 1 | 0 | 0 |



10. How would you rate the opportunities for students to engage in extracurricular activities and clubs?

| EXCELLENT | VERY GOOD | GOOD | AVERAGE | POOR |
|-----------|-----------|------|---------|------|
| 100 | 2 | 1 | 0 | 0 |





RISE KRISHNA SAI GANDHI GROUP OF INSTITUTIONS::ONGOLE

(Approved by AICTE-NEW DELHI, Affiliated to JNTUK KAKINADA)
NH-16, Valluru-523272, Ongole, Prakasam (District), A.P

INTERNAL QUALITY ASSURANCE CELL (IQAC)

REPORT ON STUDENT FEEDBACK ANALYSIS ON AMBIENCE

| | |
|-----------------------------|---------------------------------|
| Program Name: B.TECH | Academic Year: 2018-2019 |
| Department Name: ECE | Year/Semester: IV-I |

1. How would you rate the overall cleanliness and maintenance of the campus?

From the analysis report, it was observed that 95.15% of the students rated excellent about the overall cleanliness and maintenance of the campus, 3.88% of the students rated very good & 0.97% of the students rated it good.

2. How would you rate the classrooms and lecture halls well-equipped and conducive to learning?

From the analysis report, it was observed that 95.15% of the students rated excellent about the classrooms and lecture halls well-equipped and conducive to learning, 3.88% of the students rated very good & 0.97% of the students rated it good.

3. How would you rate the availability and condition of recreational facilities (e.g., sports grounds, gym)?

From the analysis report, it was observed that 93.20% of the students rated excellent about the availability and condition of recreational facilities, 5.83% of the students rated very good & 0.97% of the students rated it good.

4. How would you rate the library facilities and resources?

From the analysis report, it was observed that 94.17% of the students rated excellent about the library facilities and resources, 4.85% of the students rated very good & 0.97% of the students rated it good.

5. How would you describe the overall ambience of the campus in terms of aesthetics (landscaping, architecture, etc.)?

From the analysis report, it was observed that 93.20% of the students rated excellent about the overall ambience of the campus in terms of aesthetics, 3.88% of the students rated very good & 2.91% of the students rated it good.

6. How would you rate the adequate measures in place for emergency situations (fire, medical emergencies, etc.)?

From the analysis report, it was observed that 94.17% of the students rated excellent about the adequate measures in place for emergency situations, 3.88% of the students rated very good & 1.94% of the students rated it good.

7. How would you describe the overall social environment of the college?

From the analysis report, it was observed that 94.17% of the students rated excellent about the overall social environment of the college, 3.88% of the students rated very good & 1.94% of the students rated it good.

8. How would you rate the classroom environment in terms of promoting active learning and participation?

From the analysis report, it was observed that 95.15% of the students rated excellent about the classroom environment in terms of promoting active learning and participation, 3.88% of the students rated very good & 0.97% of the students rated it good.


9. How would you rate the availability and quality of technological resources (labs, software, etc.) in the college?


From the analysis report, it was observed that 96.12% of the students rated excellent about the availability and quality of technological resources in the college, 2.91% of the students rated very good & 0.97% of the students rated it good.

10. How would you rate the opportunities for students to engage in extracurricular activities and clubs?

From the analysis report, it was observed that 97.09% of the students rated excellent about the opportunities for students to engage in extracurricular activities and clubs, 1.94% of the students rated very good & 0.97% of the students rated it good.


COORDINATOR


IQAC Co-ordinator
RISE Krishna Sai Gandhi Group
of Institutions, Valluru 523 272


HOD
HEAD OF THE DEPARTMENT
Department of E.C.E
RISE Krishna Sai Gandhi Group
of Institutions, VALLURU, A.P.-523 272



RISE KRISHNA SAI GANDHI GROUP OF INSTITUTIONS::ONGOLE

(Approved by AICTE-NEW DELHI, Affiliated to JNTUK KAKINADA)

NH-16, Valluru-523272, Ongole, Prakasam (District), A.P

INTERNAL QUALITY ASSURANCE CELL (IQAC)

ANALYSIS OF STUDENT FEEDBACK ON CURRICULUM

| | |
|------------------------|--------------------------|
| Programme Name: B.Tech | Academic Year: 2018-2019 |
| Department Name: CSE | Year/Semester: IV-I |

| S.No | Question | Excellent | Very Good | Good | Average | Poor |
|------|---|-----------|-----------|------|---------|------|
| 1 | How relevant do you find the course content in relation to current industry standards and practices?. | 95 | 3 | 2 | | |
| 2 | How would you rate the teaching quality of the faculty in your department?. | 96 | 2 | 2 | | |
| 3 | How do you rate the lab sessions and practicals effective in complementing the theoretical knowledge you gain in lectures?. | 96 | 3 | 1 | | |
| 4 | How would you rate the availability and quality of learning resources (e.g., library, online materials, software)? | 97 | 2 | 1 | | |
| 5 | How will you rate the timely and constructive feedback on your assignments and exams? | 96 | 3 | 1 | | |
| 6 | How did you rate the approach of faculty members outside of classroom hours for doubts and discussions?. | 98 | 2 | 0 | | |
| 7 | How will you rate the opportunities for students to engage in research projects or internships? | 97 | 3 | 0 | | |
| 8 | Rate the curriculum and its updates to keep pace with technological advancements and industry needs? | 99 | 1 | 0 | | |
| 9 | How would you rate the balance between academic studies and opportunities for extracurricular activities?. | 96 | 4 | 0 | | |
| 10 | Considering all factors, how will you rate the satisfaction with the academic performance and environment of the college? | 97 | 3 | 0 | | |

HOD
HEAD OF THE DEPARTMENT

Department of CSE

RISE Krishna Sai Gandhi Group of
Institutions, VALLUR, A.P.-523 272


IQAC Co-ordinator
RISE Krishna Sai Gandhi Group
of Institutions, Valluru 523 272

**INTERNAL QUALITY ASSURANCE CELL (IQAC)
ANALYSIS OF STUDENT FEEDBACK ON CURRICULUM**

| Programme Name | Department Name | Academic Year | Semester |
|----------------|-----------------|---------------|----------|
| B.Tech | CSE | 2018-2019 | IV-I |

1. How would you rate the overall cleanliness and maintenance of the campus?

| EXCELLENT | VERY GOOD | GOOD | AVERAGE | POOR |
|-----------|-----------|------|---------|------|
| 96 | 3 | 1 | 0 | 0 |



2. How would you rate the classrooms and lecture halls well-equipped and conducive to learning?

| EXCELLENT | VERY GOOD | GOOD | AVERAGE | POOR |
|-----------|-----------|------|---------|------|
| 97 | 2 | 1 | 0 | 0 |



3. How would you rate the availability and condition of recreational facilities (e.g., sports grounds, gym)?.

| EXCELLENT | VERY GOOD | GOOD | AVERAGE | POOR |
|-----------|-----------|------|---------|------|
| 96 | 3 | 1 | 0 | 0 |




4. How would you rate the library facilities and resources?

| EXCELLENT | VERY GOOD | GOOD | AVERAGE | POOR |
|-----------|-----------|------|---------|------|
| 98 | 2 | 0 | 0 | 0 |




5. How would you describe the overall ambiance of the campus in terms of aesthetics (landscaping, architecture, etc.)?

| EXCELLENT | VERY GOOD | GOOD | AVERAGE | POOR |
|-----------|-----------|------|---------|------|
| 97 | 2 | 1 | 0 | 0 |



6. How would you rate the adequate measures in place for emergency situations (fire, medical emergencies, etc.)?

| EXCELLENT | VERY GOOD | GOOD | AVERAGE | POOR |
|-----------|-----------|------|---------|------|
| 98 | 1 | 1 | 0 | 0 |



7. How would you describe the overall social environment of the college?

| EXCELLENT | VERY GOOD | GOOD | AVERAGE | POOR |
|-----------|-----------|------|---------|------|
| 97 | 2 | 1 | 0 | 0 |



8. How would you rate the classroom environment in terms of promoting active learning and participation?

| EXCELLENT | VERY GOOD | GOOD | AVERAGE | POOR |
|-----------|-----------|------|---------|------|
| 98 | 1 | 1 | 0 | 0 |



9. How would you rate the availability and quality of technological resources (labs, software, etc.) in the college?.

| EXCELLENT | VERY GOOD | GOOD | AVERAGE | POOR |
|-----------|-----------|------|---------|------|
| 96 | 3 | 1 | 0 | 0 |



10. How would you rate the opportunities for students to engage in extracurricular activities and clubs?

| EXCELLENT | VERY GOOD | GOOD | AVERAGE | POOR |
|-----------|-----------|------|---------|------|
| 97 | 2 | 1 | 0 | 0 |





RISE KRISHNA SAI GANDHI GROUP OF INSTITUTIONS::ONGOLE

(Approved by AICTE-NEW DELHI, Affiliated to JNTUK KAKINADA)

NH-16, Valluru-523272, Ongole, Prakasam (District), A.P

INTERNAL QUALITY ASSURANCE CELL (IQAC)

REPORT ON STUDENT FEEDBACK ANALYSIS ON CURRICULUM

| | |
|----------------------|-----------------------|
| Program Name:B.TECH | Academic Year:2018-19 |
| Department Name: CSE | Year/Semester:IV-I |

1. How relevant do you find the course content in relation to current industry standards and practices?.

From the analysis report, it was observed that 95.00% of the students rated excellent about the course content in relation to current industry standards and practices, 3.00% of the students rated very good&2.00% of the students rated it good.

2. How would you rate the teaching quality of the faculty in your department?

From the analysis report, it was observed that 96.00%of the students rated excellent about the teaching quality of the faculty in the department and practices, 2.00% of the students rated very good &2.00% of the students rated it good.

3. How do you rate the lab sessions and practicals effective in complementing the theoretical knowledge you gain in lectures?

From the analysis report, it was observed that 96.00% of the students rated excellent about the lab sessions and practicals effective in complementing the theoretical knowledge gain in lectures, 3.00% of the students rated very good&1.00% of the students rated it good.

4. How would you rate the availability and quality of learning resources (e.g., library, online materials, software)?

From the analysis report, it was observed that 97.00% of the students rated excellent about the availability and quality of learning resources,2.00% of the students rated very good&1.00% of the students rated it good.

5. How will you rate the timely and constructive feedback on your assignments and exams?

From the analysis report, it was observed that96.00% of the students rated excellent about the timely and constructive feedback on assignments and exams,3.00% of the students rated very good&1.00% of the students rated it good.

6. How did you rate the approach of faculty members outside of classroom hours for doubts and discussions?

From the analysis report, it was observed that 98.00% of the students rated excellent about the approach of faculty members outside of classroom hours for doubts and discussions,2.00% of the students rated very good.

7. How will you rate the opportunities for students to engage in research projects or internships?

From the analysis report, it was observed that 97.00% of the students rated excellent about the opportunities for students to engage in research projects or internships, 3.00% of the students rated very good.

8. Rate the curriculum and its updates to keep pace with technological advancements and industry needs?

From the analysis report, it was observed that 99.00% of the students rated excellent about the curriculum and its updates to keep pace with technological advancements and industry needs, 1.00% of the students rated very good


9. How would you rate the balance between academic studies and opportunities for extracurricular activities?

From the analysis report, it was observed that 96.00% of the students rated excellent about the balance between academic studies and opportunities for extracurricular activities, 4.00% of the students rated very good.

10. Considering all factors, how will you rate the satisfaction with the academic performance and environment of the college?

From the analysis report, it was observed that 97.00% of the students rated excellent about overall satisfaction with the academic performance and environment of the college, 3.00% of the students rated very good


COORDINATOR


HOD
HEAD OF THE DEPARTMENT
Department of CSE
RISE Krishna Sai Gandhi Group of
Institutions, VALLUR, A.P.-523 272


IQAC Co-ordinator
RISE Krishna Sai Gandhi Group
of Institutions, Valluru 523 272



RISE KRISHNA SAI GANDHI GROUP OF INSTITUTIONS::ONGOLE

(Approved by AICTE-NEW DELHI, Affiliated to JNTUK KAKINADA)


NH-16, Valluru-523272, Ongole, Prakasam (District), A.P


INTERNAL QUALITY ASSURANCE CELL (IQAC)

ANALYSIS OF STUDENT FEEDBACK ON AMBIENCE

| | |
|-------------------------------|---------------------------------|
| Programme Name: B.Tech | Academic Year: 2018-2019 |
| Department Name: CSE | Year/Semester: IV-I |

| S.No | Question | Excellent | Very Good | Good | Average | Poor |
|------|---|-----------|-----------|------|---------|------|
| 1 | How would you rate the overall cleanliness and maintenance of the campus? | 96 | 3 | 1 | | |
| 2 | How would you rate the classrooms and lecture halls well-equipped and conducive to learning??. | 97 | 2 | 1 | | |
| 3 | How would you rate the availability and condition of recreational facilities (e.g., sports grounds, gym)?. | 96 | 3 | 1 | | |
| 4 | How would you rate the library facilities and resources? | 98 | 2 | 0 | | |
| 5 | How would you describe the overall ambience of the campus in terms of aesthetics (landscaping, architecture, etc.)? | 97 | 2 | 1 | | |
| 6 | How would you rate the adequate measures in place for emergency situations (fire, medical emergencies, etc.)? | 98 | 1 | 1 | | |
| 7 | How would you describe the overall social environment of the college? | 97 | 2 | 1 | | |
| 8 | How would you rate the classroom environment in terms of promoting active learning and participation? | 98 | 1 | 1 | | |
| 9 | How would you rate the availability and quality of technological resources (labs, software, etc.) in the college?. | 96 | 3 | 1 | | |
| 10 | How would you rate the opportunities for students to engage in extracurricular activities and clubs? | 97 | 2 | 1 | | |


HOD
HEAD OF THE DEPARTMENT
Department of CSE
RISE Krishna Sai Gandhi Group of
Institutions, VALLUR, A.P.-523 272



IQAC Co-ordinator
RISE Krishna Sai Gandhi Group
of Institutions, Valluru 523 272

**INTERNAL QUALITY ASSURANCE CELL (IQAC)
ANALYSIS OF STUDENT FEEDBACK ON AMBIENCE**

| Programme Name | Department Name | Academic Year | Semester |
|----------------|-----------------|---------------|----------|
| B.Tech | CSE | 2018-2019 | IV-I |


1. How would you rate the overall cleanliness and maintenance of the campus?

| EXCELLENT | VERY GOOD | GOOD | AVERAGE | POOR |
|-----------|-----------|------|---------|------|
| 96 | 3 | 1 | 0 | 0 |



2. How would you rate the classrooms and lecture halls well-equipped and conducive to learning?

| EXCELLENT | VERY GOOD | GOOD | AVERAGE | POOR |
|-----------|-----------|------|---------|------|
| 97 | 2 | 1 | 0 | 0 |



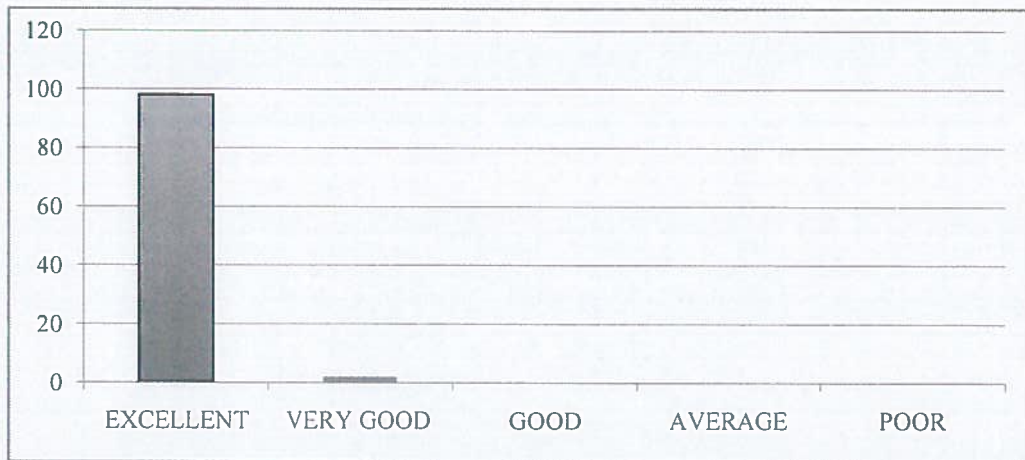
3. How would you rate the availability and condition of recreational facilities (e.g., sports grounds, gym)?.

| EXCELLENT | VERY GOOD | GOOD | AVERAGE | POOR |
|-----------|-----------|------|---------|------|
| 96 | 3 | 1 | 0 | 0 |




4. How would you rate the library facilities and resources?

| EXCELLENT | VERY GOOD | GOOD | AVERAGE | POOR |
|-----------|-----------|------|---------|------|
| 98 | 2 | 0 | 0 | 0 |




5. How would you describe the overall ambiance of the campus in terms of aesthetics (landscaping, architecture, etc.)?

| EXCELLENT | VERY GOOD | GOOD | AVERAGE | POOR |
|-----------|-----------|------|---------|------|
| 97 | 2 | 1 | 0 | 0 |



6. How would you rate the adequate measures in place for emergency situations (fire, medical emergencies, etc.)?

| EXCELLENT | VERY GOOD | GOOD | AVERAGE | POOR |
|-----------|-----------|------|---------|------|
| 98 | 1 | 1 | 0 | 0 |




7. How would you describe the overall social environment of the college?

| EXCELLENT | VERY GOOD | GOOD | AVERAGE | POOR |
|-----------|-----------|------|---------|------|
| 97 | 2 | 1 | 0 | 0 |



8. How would you rate the classroom environment in terms of promoting active learning and participation?

| EXCELLENT | VERY GOOD | GOOD | AVERAGE | POOR |
|-----------|-----------|------|---------|------|
| 98 | 1 | 1 | 0 | 0 |



9. How would you rate the availability and quality of technological resources (labs, software, etc.) in the college?.

| EXCELLENT | VERY GOOD | GOOD | AVERAGE | POOR |
|-----------|-----------|------|---------|------|
| 96 | 3 | 1 | 0 | 0 |



10. How would you rate the opportunities for students to engage in extracurricular activities and clubs?

| EXCELLENT | VERY GOOD | GOOD | AVERAGE | POOR |
|-----------|-----------|------|---------|------|
| 97 | 2 | 1 | 0 | 0 |





RISE KRISHNA SAI GANDHI GROUP OF INSTITUTIONS::ONGOLE
(Approved by AICTE-NEW DELHI, Affiliated to JNTUK KAKINADA)
NH-16, Valluru-523272, Ongole, Prakasam (District), A.P

INTERNAL QUALITY ASSURANCE CELL (IQAC)

REPORT ON STUDENT FEEDBACK ANALYSIS ON AMBIENCE

| | |
|----------------------|------------------------|
| Program Name: B.TECH | Academic Year: 2018-19 |
| Department Name: CSE | Year/Semester: IV-I |

1. How would you rate the overall cleanliness and maintenance of the campus?

From the analysis report, it was observed that 96.00% of the students rated excellent about the overall cleanliness and maintenance of the campus,3.00% of the students rated very good&1.00% of the students rated it good.

2. How would you rate the classrooms and lecture halls well-equipped and conducive to learning?

From the analysis report, it was observed that 97.00% of the students rated excellent about the classrooms and lecture halls well-equipped and conducive to learning,2.00% of the students rated very good &1.00% of the students rated it good.

3. How would you rate the availability and condition of recreational facilities (e.g., sports grounds, gym)?

From the analysis report, it was observed that 96.00% of the students rated excellent about the availability and condition of recreational facilities,3.00% of the students rated very good&1.00% of the students rated it good.

4. How would you rate the library facilities and resources?

From the analysis report, it was observed that 98.00% of the students rated excellent about the library facilities and resources, 2.00% of the students rated very good.

5. How would you describe the overall ambience of the campus in terms of aesthetics (landscaping, architecture, etc.)?

From the analysis report, it was observed that 97.00% of the students rated excellent about the overall ambience of the campus in terms of aesthetics, 2.00% of the students rated very good&1.00% of the students rated it good.

6. How would you rate the adequate measures in place for emergency situations (fire, medical emergencies, etc.)?

From the analysis report, it was observed that 98.00% of the students rated excellent about the adequate measures in place for emergency situations, 1.00% of the students rated very good&1.00% of the students rated it good.

7. How would you describe the overall social environment of the college?

From the analysis report, it was observed that 97.00% of the students rated excellent about the overall social environment of the college, 2.00% of the students rated very good & 1.00% of the students rated it good.

8. How would you rate the classroom environment in terms of promoting active learning and participation?

From the analysis report, it was observed that 98.00% of the students rated excellent about the classroom environment in terms of promoting active learning and participation, 1.00% of the students rated very good & 1.00% of the students rated it good.

9. How would you rate the availability and quality of technological resources (labs, software, etc.) in the college?

From the analysis report, it was observed that 96.00% of the students rated excellent about the availability and quality of technological resources in the college, 3.00% of the students rated very good & 1.00% of the students rated it good.

10. How would you rate the opportunities for students to engage in extracurricular activities and clubs?

From the analysis report, it was observed that 97.00% of the students rated excellent about the opportunities for students to engage in extracurricular activities and clubs, 2.00% of the students rated very good & 1.00% of the students rated it good.



COORDINATOR



HOD

HEAD OF THE DEPARTMENT
Department of CSE
RISE Krishna Sai Gandhi Group of
Institutions, VALLUR, A.P.-523 272



IQAC Co-ordinator
RISE Krishna Sai Gandhi Group
of Institutions, Valturu 523 272



RISE KRISHNA SAI GANDHI GROUP OF INSTITUTIONS::ONGOLE

(Approved by AICTE-NEW DELHI, Affiliated to JNTUK KAKINADA)


NH-16, Valluru-523272, Ongole, Prakasam (District), A.P

INTERNAL QUALITY ASSURANCE CELL (IQAC)

ANALYSIS OF STUDENT FEEDBACK ON CURRICULUM

| | |
|-----------------------------|---------------------------------|
| Program Name: B.TECH | Academic Year: 2018-2019 |
| Department Name: EEE | Year/Semester: IV-I |

| S.No | Question | Excellent | Very Good | Good | Average | Poor |
|------|---|-----------|-----------|------|---------|------|
| 1 | How relevant do you find the course content in relation to current industry standards and practices?. | 20 | 5 | 4 | 0 | 0 |
| 2 | How would you rate the teaching quality of the faculty in your department?. | 23 | 4 | 2 | 0 | 0 |
| 3 | How do you rate the lab sessions and practicals effective in complementing the theoretical knowledge you gain in lectures?. | 24 | 4 | 1 | 0 | 0 |
| 4 | How would you rate the availability and quality of learning resources (e.g., library, online materials, software)? | 25 | 4 | 0 | 0 | 0 |
| 5 | How will you rate the timely and constructive feedback on your assignments and exams? | 23 | 3 | 3 | 0 | 0 |
| 6 | How did you rate the approach of faculty members outside of classroom hours for doubts and discussions?. | 24 | 3 | 2 | 0 | 0 |
| 7 | How will you rate the opportunities for students to engage in research projects or internships? | 23 | 3 | 3 | 0 | 0 |
| 8 | Rate the curriculum and its updates to keep pace with technological advancements and industry needs? | 22 | 4 | 3 | 0 | 0 |
| 9 | How would you rate the balance between academic studies and opportunities for extracurricular activities?. | 25 | 3 | 1 | 0 | 0 |
| 10 | Considering all factors, how will you rate the satisfaction with the academic performance and environment of the college? | 24 | 5 | 0 | 0 | 0 |


IQAC Co-ordinator
RISE Krishna Sai Gandhi Group
of Institutions, Valluru 523 272

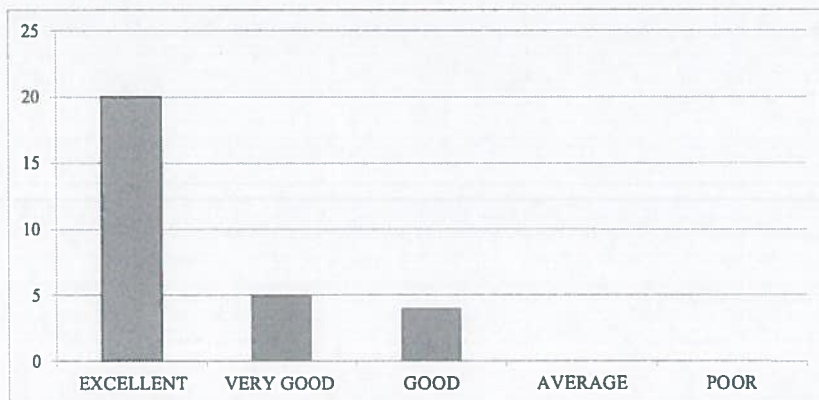

HOD

**INTERNAL QUALITY ASSURANCE CELL (IQAC)
ANALYSIS OF STUDENT FEEDBACK ON CURRICULUM**

| Programme Name | Department Name | Academic Year | Semester |
|----------------|-----------------|---------------|----------|
| B.Tech | EEE | 2018-19 | IV-I |

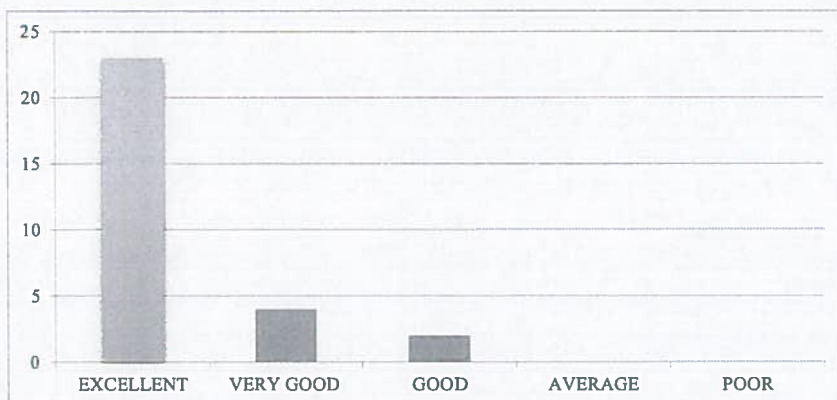
1. How relevant do you find the course content in relation to current industry standards and practices?.

| EXCELLENT | VERY GOOD | GOOD | AVERAGE | POOR |
|-----------|-----------|------|---------|------|
| 20 | 5 | 4 | 0 | 0 |



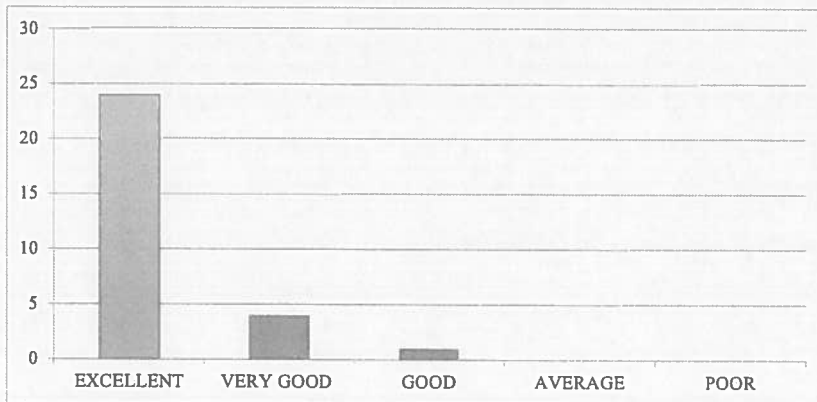
2. How would you rate the teaching quality of the faculty in your department?.

| EXCELLENT | VERY GOOD | GOOD | AVERAGE | POOR |
|-----------|-----------|------|---------|------|
| 23 | 4 | 2 | 0 | 0 |



3. How do you rate the lab sessions and practicals effective in complementing the theoretical knowledge you gain in lectures?.

| EXCELLENT | VERY GOOD | GOOD | AVERAGE | POOR |
|-----------|-----------|------|---------|------|
| 24 | 4 | 1 | 0 | 0 |



4. How would you rate the availability and quality of learning resources (e.g., library, online materials, software)?

| EXCELLENT | VERY GOOD | GOOD | AVERAGE | POOR |
|-----------|-----------|------|---------|------|
| 25 | 4 | 0 | 0 | 0 |



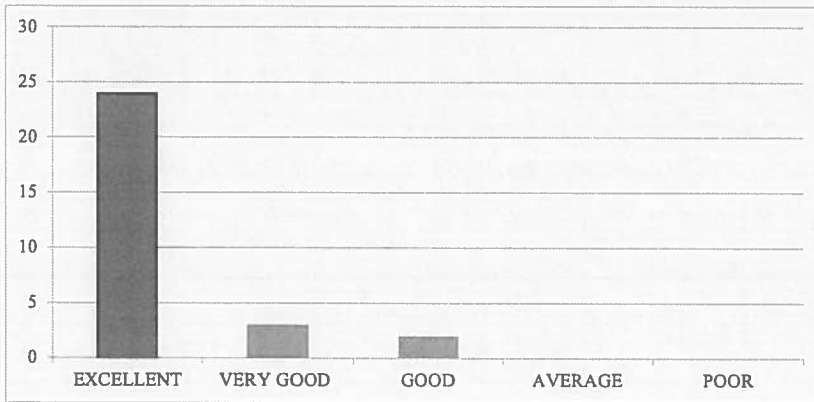
5. How will you rate the timely and constructive feedback on your assignments and exams?

| EXCELLENT | VERY GOOD | GOOD | AVERAGE | POOR |
|-----------|-----------|------|---------|------|
| 23 | 3 | 3 | 0 | 0 |



6. How did you rate the approach of faculty members outside of classroom hours for doubts and discussions?.

| EXCELLENT | VERY GOOD | GOOD | AVERAGE | POOR |
|-----------|-----------|------|---------|------|
| 24 | 3 | 2 | 0 | 0 |



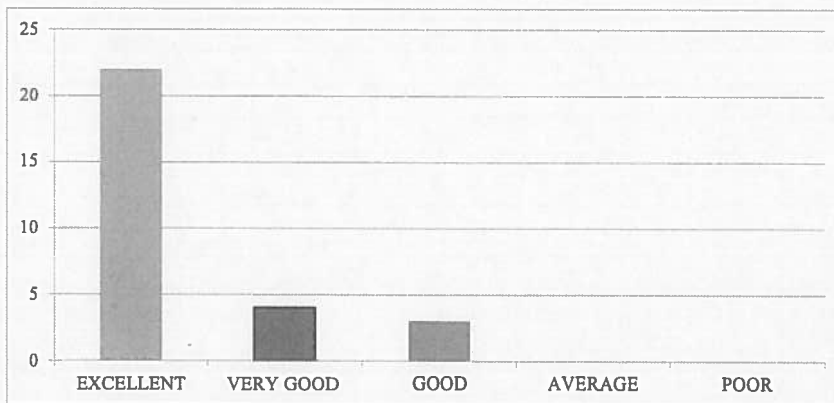
7. How will you rate the opportunities for students to engage in research projects or internships?

| EXCELLENT | VERY GOOD | GOOD | AVERAGE | POOR |
|-----------|-----------|------|---------|------|
| 23 | 3 | 3 | 0 | 0 |



8. Rate the curriculum and its updates to keep pace with technological advancements and industry needs?.

| EXCELLENT | VERY GOOD | GOOD | AVERAGE | POOR |
|-----------|-----------|------|---------|------|
| 22 | 4 | 3 | 0 | 0 |



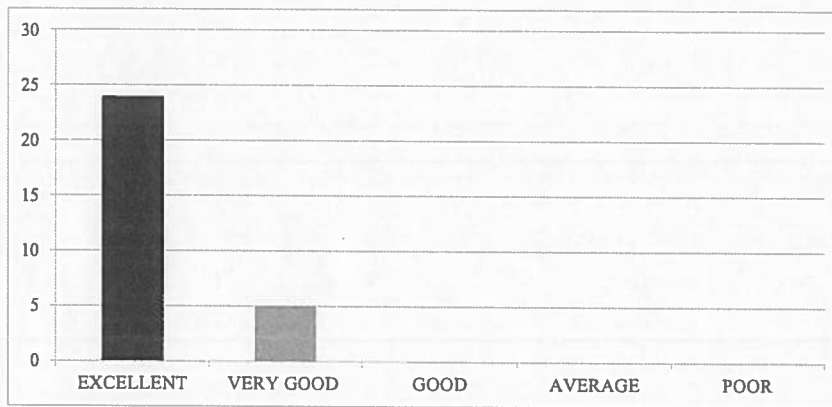
9. How would you rate the balance between academic studies and opportunities for extracurricular activities?.

| EXCELLENT | VERY GOOD | GOOD | AVERAGE | POOR |
|-----------|-----------|------|---------|------|
| 25 | 3 | 1 | 0 | 0 |



10. Considering all factors, how will you rate the satisfaction with the academic performance and environment of the college?

| EXCELLENT | VERY GOOD | GOOD | AVERAGE | POOR |
|-----------|-----------|------|---------|------|
| 24 | 5 | 0 | 0 | 0 |





INTERNAL QUALITY ASSURANCE CELL (IQAC)

REPORT ON STUDENT FEEDBACK ANALYSIS ON CURRICULUM

| | |
|---------------------|--------------------------|
| Program Name:B.TECH | Academic Year: 2018-2019 |
| Department Name:EEE | Year/Semester: IV-I |

1. How relevant do you find the course content in relation to current industry standards and practices?.

From the analysis report, it was observed that 68.97% of the students rated excellent about the course content in relation to current industry standards and practices, 17.24% of the students rated very good & 13.79% of the students rated it good.

2. How would you rate the teaching quality of the faculty in your department?

From the analysis report, it was observed that 79.31%of the students rated excellent about the teaching quality of the faculty in the department and practices, 13.79% of the students rated very good & 6.90% of the students rated it good.

3. How do you rate the lab sessions and practicals effective in complementing the theoretical knowledge you gain in lectures?

From the analysis report, it was observed that 82.76% of the students rated excellent about the lab sessions and practicals effective in complementing the theoretical knowledge gain in lectures, 13.79% of the students rated very good & 3.45% of the students rated it good.

4. How would you rate the availability and quality of learning resources (e.g., library, online materials, software)?

From the analysis report, it was observed that 86.21% of the students rated excellent about the availability and quality of learning resources, 13.79% of the students rated very good.

5. How will you rate the timely and constructive feedback on your assignments and exams?

From the analysis report, it was observed that 79.31% of the students rated excellent about the timely and constructive feedback on assignments and exams, 10.34% of the students rated very good & 10.34% of the students rated it good.

6. How did you rate the approach of faculty members outside of classroom hours for doubts and discussions?

From the analysis report, it was observed that 82.76% of the students rated excellent about the approach of faculty members outside of classroom hours for doubts and discussions, 10.34% of the students rated very good & 6.90% of the students rated it good.

7. How will you rate the opportunities for students to engage in research projects or internships?

From the analysis report, it was observed that 79.31% of the students rated excellent about the opportunities for students to engage in research projects or internships, 10.34 % of the students rated very good & 10.34% of the students rated it good.

8. Rate the curriculum and its updates to keep pace with technological advancements and industry needs?

From the analysis report, it was observed that 75.86% of the students rated excellent about the curriculum and its updates to keep pace with technological advancements and industry needs, 13.79% of the students rated very good & 10.34% of the students rated it good.

9. How would you rate the balance between academic studies and opportunities for extracurricular activities?

From the analysis report, it was observed that 86.21% of the students rated excellent about the balance between academic studies and opportunities for extracurricular activities, 10.34 % of the students rated very good & 3.45% of the students rated it good.

10. Considering all factors, how will you rate the satisfaction with the academic performance and environment of the college?

From the analysis report, it was observed that 82.76% of the students rated excellent about overall satisfaction with the academic performance and environment of the college, 17.24% of the students rated very good.

R. Havendra
COORDINATOR

[Signature]

IQAC Co-ordinator
RISE Krishna Sai Gandhi Group
of Institutions, Valluru 523 272

[Signature]
HOD



RISE KRISHNA SAI GANDHI GROUP OF INSTITUTIONS::ONGOLE

(Approved by AICTE-NEW DELHI, Affiliated to JNTUK KAKINADA)

NH-16, Valluru-523272, Ongole, Prakasam (District), A.P

INTERNAL QUALITY ASSURANCE CELL (IQAC)

ANALYSIS OF STUDENT FEEDBACK ON AMBIENCE

| | |
|---------------------|--------------------------|
| Program Name:B.TECH | Academic Year: 2018-2019 |
| Department Name:EEE | Year/Semester:IV-I |

| S.No | Question | Excellent | Very Good | Good | Average | Poor |
|------|---|-----------|-----------|------|---------|------|
| 1 | How would you rate the overall cleanliness and maintenance of the campus? | 22 | 3 | 4 | 0 | 0 |
| 2 | How would you rate the classrooms and lecture halls well-equipped and conducive to learning? | 23 | 3 | 3 | 0 | 0 |
| 3 | How would you rate the availability and condition of recreational facilities (e.g., sports grounds, gym)? | 24 | 3 | 2 | 0 | 0 |
| 4 | How would you rate the library facilities and resources? | 26 | 2 | 1 | 0 | 0 |
| 5 | How would you describe the overall ambiance of the campus in terms of aesthetics (landscaping, architecture, etc.)? | 24 | 3 | 2 | 0 | 0 |
| 6 | How would you rate the adequate measures in place for emergency situations (fire, medical emergencies, etc.)? | 23 | 4 | 2 | 0 | 0 |
| 7 | How would you describe the overall social environment of the college? | 23 | 4 | 2 | 0 | 0 |
| 8 | How would you rate the classroom environment in terms of promoting active learning and participation? | 22 | 5 | 2 | 0 | 0 |
| 9 | How would you rate the availability and quality of technological resources (labs, software, etc.) in the college? | 24 | 4 | 1 | 0 | 0 |
| 10 | How would you rate the opportunities for students to engage in extracurricular activities and clubs? | 24 | 3 | 2 | 0 | 0 |

Signature

IQAC Co-ordinator
RISE Krishna Sai Gandhi Group
of Institutions, Valluru 523 272

Signature
HOD

**INTERNAL QUALITY ASSURANCE CELL (IQAC)
ANALYSIS OF STUDENT FEEDBACK ON AMBIENCE**

| Programme Name | Department Name | Academic Year | Semester |
|----------------|-----------------|---------------|----------|
| B.Tech | EEE | 2018-19 | IV-I |

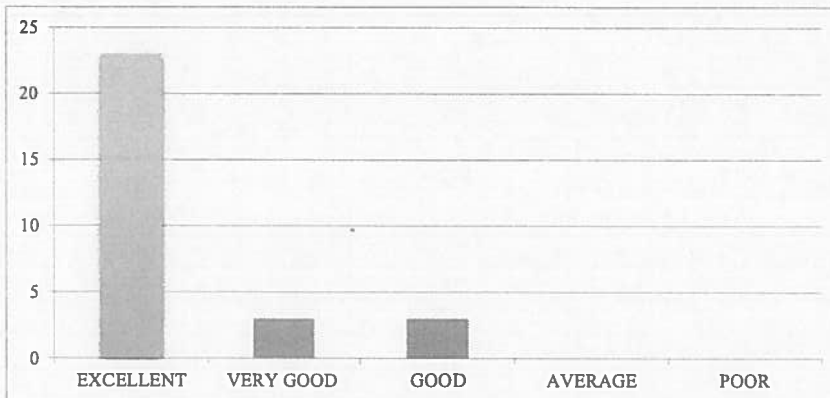
1. How would you rate the overall cleanliness and maintenance of the campus?

| EXCELLENT | VERY GOOD | GOOD | AVERAGE | POOR |
|-----------|-----------|------|---------|------|
| 22 | 3 | 4 | 0 | 0 |



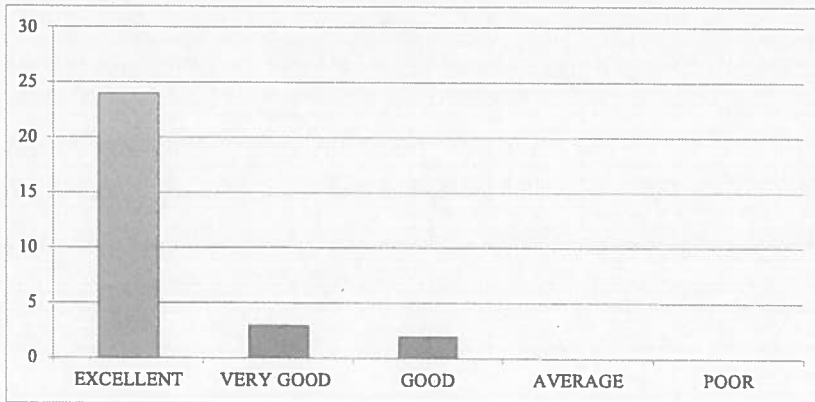
2. How would you rate the classrooms and lecture halls well-equipped and conducive to learning?

| EXCELLENT | VERY GOOD | GOOD | AVERAGE | POOR |
|-----------|-----------|------|---------|------|
| 23 | 3 | 3 | 0 | 0 |



3. How would you rate the availability and condition of recreational facilities (e.g., sports grounds, gym)?

| EXCELLENT | VERY GOOD | GOOD | AVERAGE | POOR |
|-----------|-----------|------|---------|------|
| 24 | 3 | 2 | 0 | 0 |



4. How would you rate the library facilities and resources?

| EXCELLENT | VERY GOOD | GOOD | AVERAGE | POOR |
|-----------|-----------|------|---------|------|
| 26 | 2 | 1 | 0 | 0 |



5. How would you describe the overall ambiance of the campus in terms of aesthetics (landscaping, architecture, etc.)?

| EXCELLENT | VERY GOOD | GOOD | AVERAGE | POOR |
|-----------|-----------|------|---------|------|
| 24 | 3 | 2 | 0 | 0 |



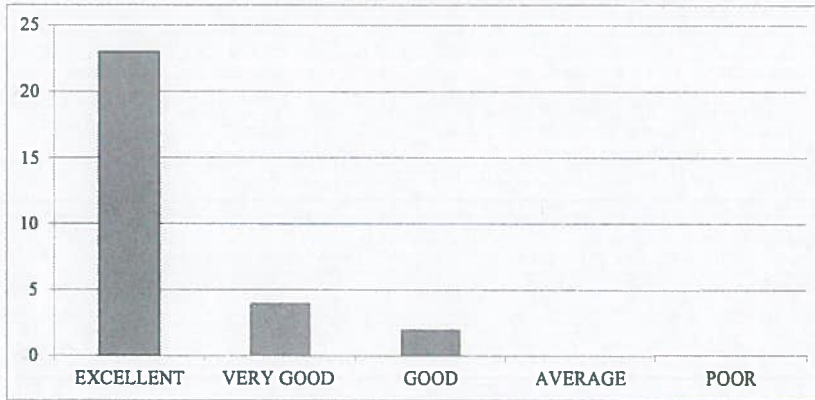
6. How would you rate the adequate measures in place for emergency situations (fire, medical emergencies, etc.)?

| EXCELLENT | VERY GOOD | GOOD | AVERAGE | POOR |
|-----------|-----------|------|---------|------|
| 23 | 4 | 2 | 0 | 0 |



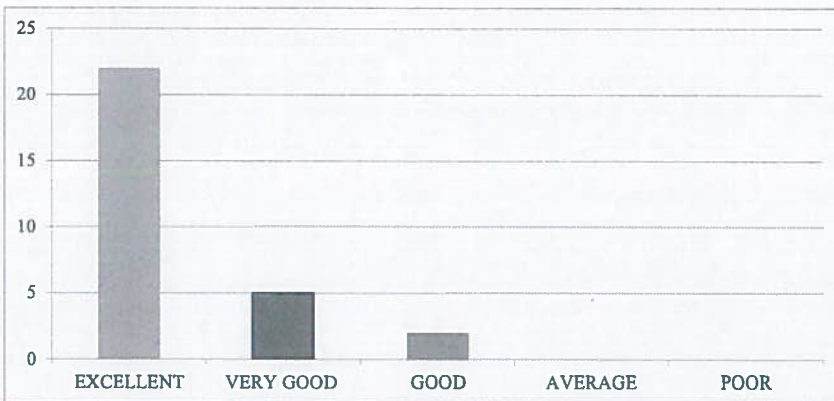
7. How would you describe the overall social environment of the college?

| EXCELLENT | VERY GOOD | GOOD | AVERAGE | POOR |
|-----------|-----------|------|---------|------|
| 23 | 4 | 2 | 0 | 0 |



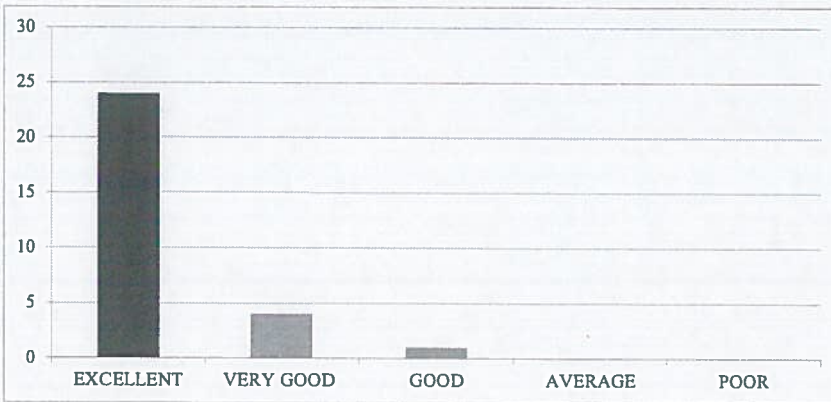
8. How would you rate the classroom environment in terms of promoting active learning and participation?

| EXCELLENT | VERY GOOD | GOOD | AVERAGE | POOR |
|-----------|-----------|------|---------|------|
| 22 | 5 | 2 | 0 | 0 |



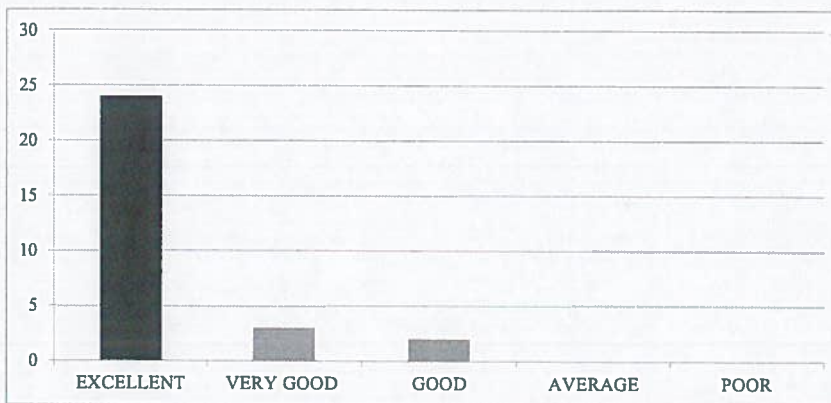
9. How would you rate the availability and quality of technological resources (labs, software, etc.) in the college?

| EXCELLENT | VERY GOOD | GOOD | AVERAGE | POOR |
|-----------|-----------|------|---------|------|
| 24 | 4 | 1 | 0 | 0 |



10. How would you rate the opportunities for students to engage in extracurricular activities and clubs?

| EXCELLENT | VERY GOOD | GOOD | AVERAGE | POOR |
|-----------|-----------|------|---------|------|
| 24 | 3 | 2 | 0 | 0 |





RISE KRISHNA SAI GANDHI GROUP OF INSTITUTIONS::ONGOLE

(Approved by AICTE-NEW DELHI, Affiliated to JNTUK KAKINADA)

NH-16, Valluru-523272, Ongole, Prakasam (District), A.P

INTERNAL QUALITY ASSURANCE CELL (IQAC)

REPORT ON STUDENT FEEDBACK ANALYSIS ON AMBIENCE

| | |
|----------------------------|---------------------------------|
| Program Name:B.TECH | Academic Year: 2018-2019 |
| Department Name:EEE | Year/Semester:IV-I |

1. How would you rate the overall cleanliness and maintenance of the campus?

From the analysis report, it was observed that 75.86% of the students rated excellent about the overall cleanliness and maintenance of the campus, 10.34% of the students rated very good & 13.79% of the students rated it good.

2. How would you rate the classrooms and lecture halls well-equipped and conducive to learning?

From the analysis report, it was observed that 79.31% of the students rated excellent about the classrooms and lecture halls well-equipped and conducive to learning, 10.34% of the students rated very good & 10.34% of the students rated it good.

3. How would you rate the availability and condition of recreational facilities (e.g., sports grounds, gym)?

From the analysis report, it was observed that 82.76% of the students rated excellent about the availability and condition of recreational facilities, 10.34% of the students rated very good & 6.90% of the students rated it good.

4. How would you rate the library facilities and resources?

From the analysis report, it was observed that 89.66% of the students rated excellent about the library facilities and resources, 6.90% of the students rated very good & 3.45% of the students rated it good.

5. How would you describe the overall ambience of the campus in terms of aesthetics (landscaping, architecture, etc.)?

From the analysis report, it was observed that 82.76% of the students rated excellent about the overall ambience of the campus in terms of aesthetics, 10.34% of the students rated very good & 6.90% of the students rated it good.

6. How would you rate the adequate measures in place for emergency situations (fire, medical emergencies, etc.)?

From the analysis report, it was observed that 79.31% of the students rated excellent about the adequate measures in place for emergency situations, 13.79% of the students rated very good & 6.90% of the students rated it good.

7. How would you describe the overall social environment of the college?

From the analysis report, it was observed that 79.31% of the students rated excellent about the overall social environment of the college, 13.79% of the students rated very good & 6.90% of the students rated it good.

8. How would you rate the classroom environment in terms of promoting active learning and participation?

From the analysis report, it was observed that 75.86% of the students rated excellent about the classroom environment in terms of promoting active learning and participation, 17.24% of the students rated very good & 6.90% of the students rated it good.


9. How would you rate the availability and quality of technological resources (labs, software, etc.) in the college?

From the analysis report, it was observed that 82.76% of the students rated excellent about the availability and quality of technological resources in the college, 13.79% of the students rated very good & 3.45% of the students rated it good.

10. How would you rate the opportunities for students to engage in extracurricular activities and clubs?

From the analysis report, it was observed that 82.76% of the students rated excellent about the opportunities for students to engage in extracurricular activities and clubs, 10.34% of the students rated very good & 6.90% of the students rated it good.

R. HAVENDRA
COORDINATOR


IQAC Co-ordinator
RISE Krishna Sai Gandhi Group
of Institutions, Valkuru 523 272


HOD



RISE KRISHNA SAI GANDHI GROUP OF INSTITUTIONS::ONGOLE

(Approved by AICTE-NEW DELHI, Affiliated to JNTUK KAKINADA)

NH-16, Valluru-523272, Ongole, Prakasam (District), A.P

INTERNAL QUALITY ASSURANCE CELL (IQAC)

ANALYSIS OF STUDENT FEEDBACK ON CURRICULUM

| | |
|-----------------------------|--------------------------|
| Program Name: B.TECH | Academic Year: 2018-2019 |
| Department Name: Mechanical | Year/Semester: IV-I |

| S.No | Question | Excellent | Very Good | Good | Average | Poor |
|------|---|-----------|-----------|------|---------|------|
| 1 | How relevant do you find the course content in relation to current industry standards and practices?. | 38 | 8 | 4 | 0 | 0 |
| 2 | How would you rate the teaching quality of the faculty in your department?. | 39 | 9 | 2 | 0 | 0 |
| 3 | How do you rate the lab sessions and practicals effective in complementing the theoretical knowledge you gain in lectures?. | 38 | 9 | 3 | 0 | 0 |
| 4 | How would you rate the availability and quality of learning resources (e.g., library, online materials, software)? | 37 | 9 | 4 | 0 | 0 |
| 5 | How will you rate the timely and constructive feedback on your assignments and exams? | 41 | 7 | 2 | 0 | 0 |
| 6 | How did you rate the approach of faculty members outside of classroom hours for doubts and discussions?. | 42 | 7 | 1 | 0 | 0 |
| 7 | How will you rate the opportunities for students to engage in research projects or internships? | 38 | 10 | 2 | 0 | 0 |
| 8 | Rate the curriculum and its updates to keep pace with technological advancements and industry needs? | 37 | 12 | 1 | 0 | 0 |
| 9 | How would you rate the balance between academic studies and opportunities for extracurricular activities?. | 45 | 3 | 2 | 0 | 0 |
| 10 | Considering all factors, how will you rate the satisfaction with the academic performance and environment of the college? | 36 | 12 | 2 | 0 | 0 |

[Signature]

IQAC Co-ordinator
RISE Krishna Sai Gandhi Group
of Institutions, Valluru 523 272

[Signature]
HOD

**INTERNAL QUALITY ASSURANCE CELL (IQAC)
ANALYSIS OF STUDENT FEEDBACK ON CURRICULUM**

| Programme Name | Department Name | Academic Year | Semester |
|----------------|-----------------|---------------|----------|
| B.Tech | Mechanical | 2018-19 | IV-I |

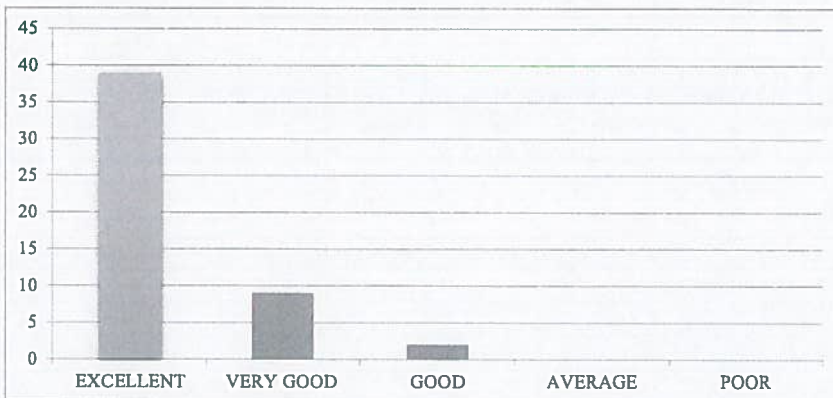
1. How relevant do you find the course content in relation to current industry standards and practices?.

| EXCELLENT | VERY GOOD | GOOD | AVERAGE | POOR |
|-----------|-----------|------|---------|------|
| 38 | 8 | 4 | 0 | 0 |



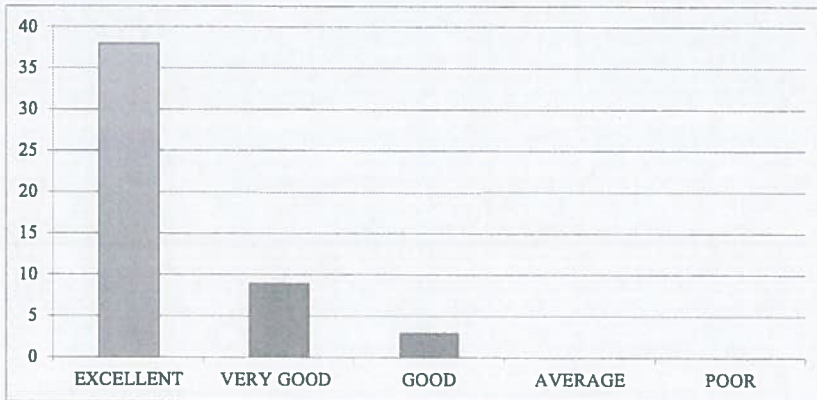
2. How would you rate the teaching quality of the faculty in your department?.

| EXCELLENT | VERY GOOD | GOOD | AVERAGE | POOR |
|-----------|-----------|------|---------|------|
| 39 | 9 | 2 | 0 | 0 |



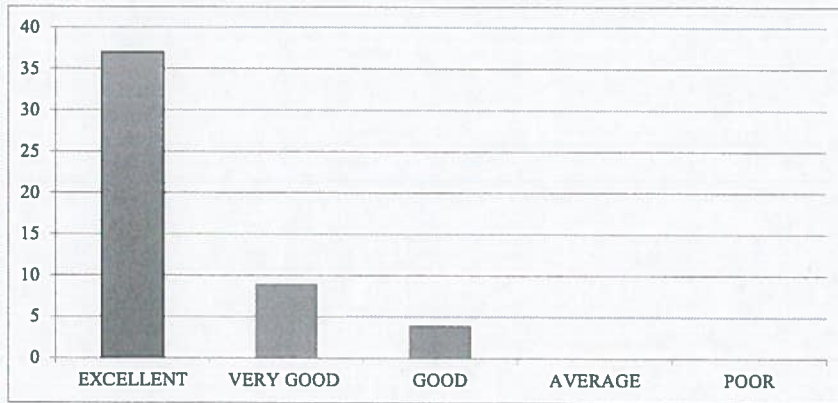
3. How do you rate the lab sessions and practicals effective in complementing the theoretical knowledge you gain in lectures?.

| EXCELLENT | VERY GOOD | GOOD | AVERAGE | POOR |
|-----------|-----------|------|---------|------|
| 38 | 9 | 3 | 0 | 0 |



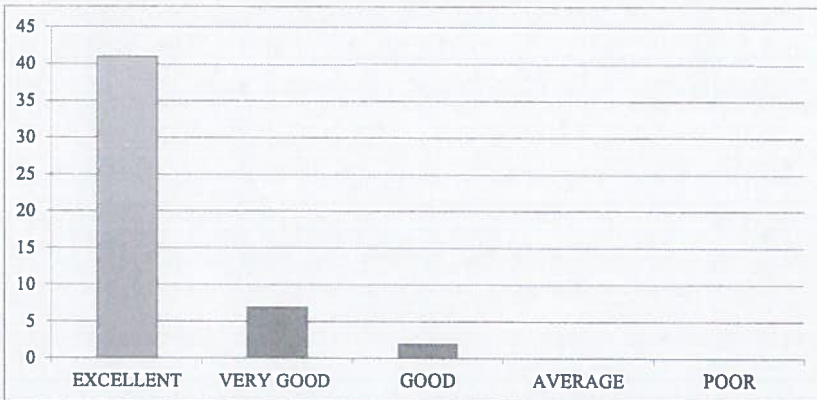
4. How would you rate the availability and quality of learning resources (e.g., library, online materials, software)?

| EXCELLENT | VERY GOOD | GOOD | AVERAGE | POOR |
|-----------|-----------|------|---------|------|
| 37 | 9 | 4 | 0 | 0 |



5. How will you rate the timely and constructive feedback on your assignments and exams?

| EXCELLENT | VERY GOOD | GOOD | AVERAGE | POOR |
|-----------|-----------|------|---------|------|
| 41 | 7 | 2 | 0 | 0 |



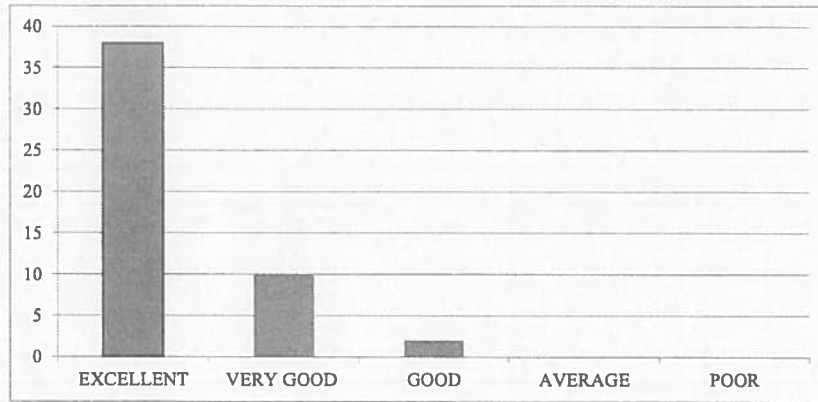
6. How did you rate the approach of faculty members outside of classroom hours for doubts and discussions?.

| EXCELLENT | VERY GOOD | GOOD | AVERAGE | POOR |
|-----------|-----------|------|---------|------|
| 42 | 7 | 1 | 0 | 0 |



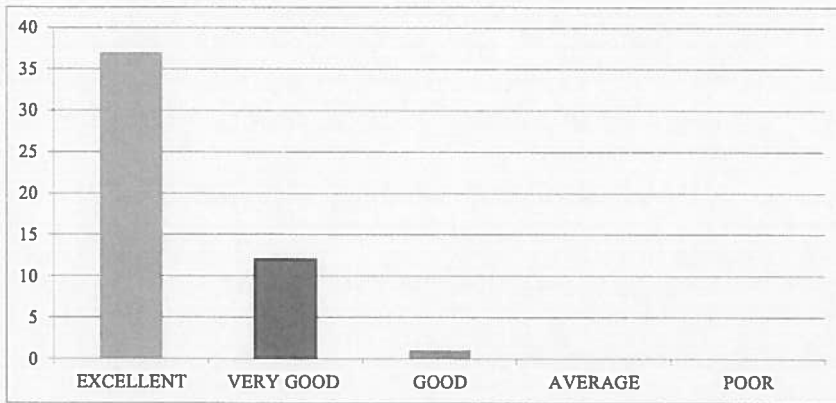
7. How will you rate the opportunities for students to engage in research projects or internships?

| EXCELLENT | VERY GOOD | GOOD | AVERAGE | POOR |
|-----------|-----------|------|---------|------|
| 38 | 10 | 2 | 0 | 0 |



8. Rate the curriculum and its updates to keep pace with technological advancements and industry needs?.

| EXCELLENT | VERY GOOD | GOOD | AVERAGE | POOR |
|-----------|-----------|------|---------|------|
| 37 | 12 | 1 | 0 | 0 |



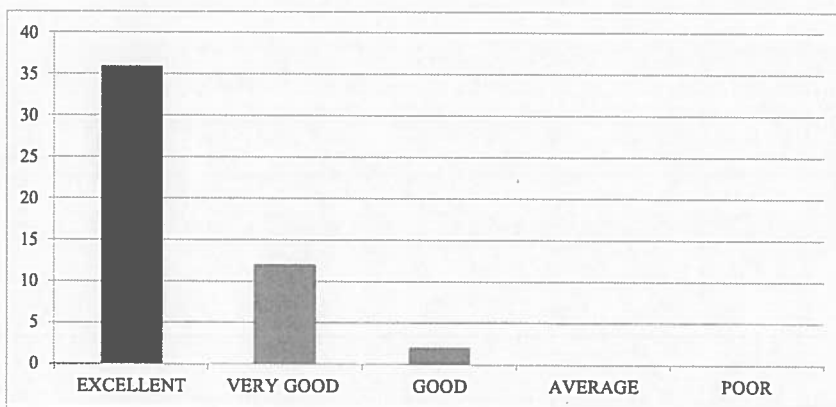
9. How would you rate the balance between academic studies and opportunities for extracurricular activities?.

| EXCELLENT | VERY GOOD | GOOD | AVERAGE | POOR |
|-----------|-----------|------|---------|------|
| 45 | 3 | 2 | 0 | 0 |



10. Considering all factors, how will you rate the satisfaction with the academic performance and environment of the college?

| EXCELLENT | VERY GOOD | GOOD | AVERAGE | POOR |
|-----------|-----------|------|---------|------|
| 36 | 12 | 2 | 0 | 0 |





INTERNAL QUALITY ASSURANCE CELL (IQAC)

REPORT ON STUDENT FEEDBACK ANALYSIS ON CURRICULUM

| | |
|----------------------------|--------------------------|
| Program Name:B.TECH | Academic Year: 2018-2019 |
| Department Name:Mechanical | Year/Semester: IV-I |

1. How relevant do you find the course content in relation to current industry standards and practices?.

From the analysis report, it was observed that 76.00% of the students rated excellent about the course content in relation to current industry standards and practices, 16.00% of the students rated very good & 8.00% of the students rated it good.

2. How would you rate the teaching quality of the faculty in your department?

From the analysis report, it was observed that 78.00%of the students rated excellent about the teaching quality of the faculty in the department and practices, 18.00% of the students rated very good & 4.00% of the students rated it good.

3. How do you rate the lab sessions and practicals effective in complementing the theoretical knowledge you gain in lectures?

From the analysis report, it was observed that 76.00% of the students rated excellent about the lab sessions and practicals effective in complementing the theoretical knowledge gain in lectures, 18.00% of the students rated very good & 6.00% of the students rated it good.

4. How would you rate the availability and quality of learning resources (e.g., library, online materials, software)?

From the analysis report, it was observed that 74.00% of the students rated excellent about the availability and quality of learning resources, 18.00% of the students rated very good & 8.00% of the students rated it good.

5. How will you rate the timely and constructive feedback on your assignments and exams?

From the analysis report, it was observed that 82.00% of the students rated excellent about the timely and constructive feedback on assignments and exams, 14.00% of the students rated very good & 4.00% of the students rated it good.

6. How did you rate the approach of faculty members outside of classroom hours for doubts and discussions?

From the analysis report, it was observed that 84.00% of the students rated excellent about the approach of faculty members outside of classroom hours for doubts and discussions, 14.00% of the students rated very good & 2.00% of the students rated it good.

7. How will you rate the opportunities for students to engage in research projects or internships?

From the analysis report, it was observed that 76.00% of the students rated excellent about the opportunities for students to engage in research projects or internships, 20.00 % of the students rated very good & 4.00% of the students rated it good.

8. Rate the curriculum and its updates to keep pace with technological advancements and industry needs?

From the analysis report, it was observed that 74.00% of the students rated excellent about the curriculum and its updates to keep pace with technological advancements and industry needs, 24.00% of the students rated very good & 2.00% of the students rated it good.

9. How would you rate the balance between academic studies and opportunities for extracurricular activities?

From the analysis report, it was observed that 90.00% of the students rated excellent about the balance between academic studies and opportunities for extracurricular activities, 6.00 % of the students rated very good & 4.00% of the students rated it good.

10. Considering all factors, how will you rate the satisfaction with the academic performance and environment of the college?

From the analysis report, it was observed that 72.00% of the students rated excellent about overall satisfaction with the academic performance and environment of the college, 24.00% of the students rated very good & 4.00% of the students rated it good.

K. Hari babu
COORDINATOR

[Signature]
IQAC Co-ordinator
RISE Krishna Sai Gandhi Group
of Institutions, Valluru 523 272

K.N. Kasayuf
HOD



RISE KRISHNA SAI GANDHI GROUP OF INSTITUTIONS::ONGOLE

(Approved by AICTE-NEW DELHI, Affiliated to JNTUK KAKINADA)
NH-16, Valluru-523272, Ongole, Prakasam (District), A.P

INTERNAL QUALITY ASSURANCE CELL (IQAC)

ANALYSIS OF STUDENT FEEDBACK ON AMBIENCE

| | |
|------------------------------------|---------------------------------|
| Program Name: B.TECH | Academic Year: 2018-2019 |
| Department Name: Mechanical | Year/Semester: IV-I |

| S.No | Question | Excellent | Very Good | Good | Average | Poor |
|------|---|-----------|-----------|------|---------|------|
| 1 | How would you rate the overall cleanliness and maintenance of the campus? | 37 | 9 | 4 | 0 | 0 |
| 2 | How would you rate the classrooms and lecture halls well-equipped and conducive to learning? | 42 | 6 | 2 | 0 | 0 |
| 3 | How would you rate the availability and condition of recreational facilities (e.g., sports grounds, gym)? | 39 | 7 | 4 | 0 | 0 |
| 4 | How would you rate the library facilities and resources? | 38 | 9 | 3 | 0 | 0 |
| 5 | How would you describe the overall ambience of the campus in terms of aesthetics (landscaping, architecture, etc.)? | 40 | 8 | 2 | 0 | 0 |
| 6 | How would you rate the adequate measures in place for emergency situations (fire, medical emergencies, etc.)? | 41 | 6 | 3 | 0 | 0 |
| 7 | How would you describe the overall social environment of the college? | 39 | 7 | 4 | 0 | 0 |
| 8 | How would you rate the classroom environment in terms of promoting active learning and participation? | 38 | 10 | 2 | 0 | 0 |
| 9 | How would you rate the availability and quality of technological resources (labs, software, etc.) in the college? | 44 | 4 | 2 | 0 | 0 |
| 10 | How would you rate the opportunities for students to engage in extracurricular activities and clubs? | 38 | 11 | 1 | 0 | 0 |

R.N. Kanungo

HOD

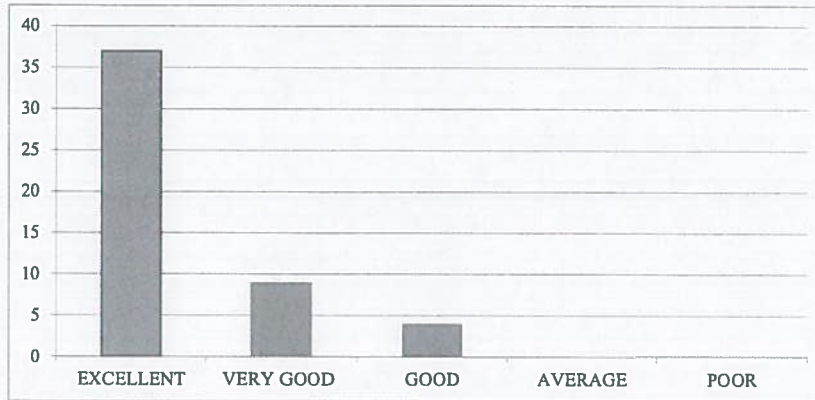
IQAC Co-ordinator
RISE Krishna Sai Gandhi Group
of Institutions, Valluru 52

**INTERNAL QUALITY ASSURANCE CELL (IQAC)
ANALYSIS OF STUDENT FEEDBACK ON AMBIENCE**

| Programme Name | Department Name | Academic Year | Semester |
|----------------|-----------------|---------------|----------|
| B.Tech | Mechanical | 2018-19 | IV-I |

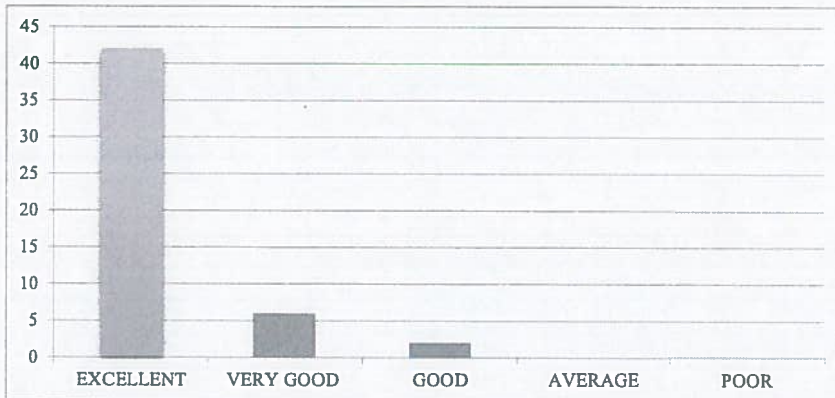
1. How would you rate the overall cleanliness and maintenance of the campus?

| EXCELLENT | VERY GOOD | GOOD | AVERAGE | POOR |
|-----------|-----------|------|---------|------|
| 37 | 9 | 4 | 0 | 0 |



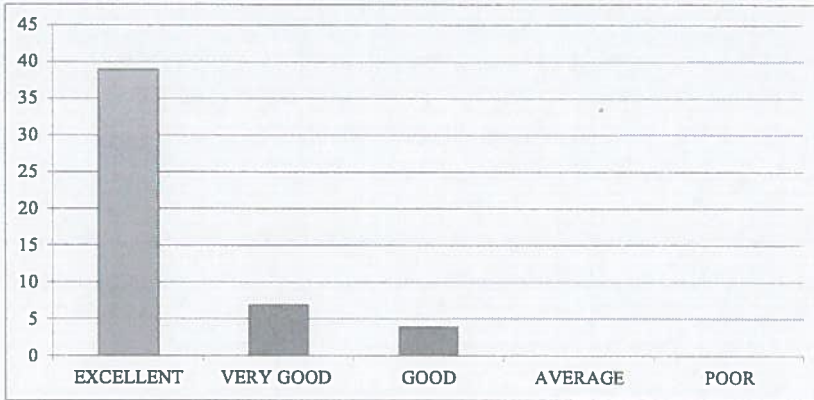
2. How would you rate the classrooms and lecture halls well-equipped and conducive to learning?

| EXCELLENT | VERY GOOD | GOOD | AVERAGE | POOR |
|-----------|-----------|------|---------|------|
| 42 | 6 | 2 | 0 | 0 |



3. How would you rate the availability and condition of recreational facilities (e.g., sports grounds, gym)?

| EXCELLENT | VERY GOOD | GOOD | AVERAGE | POOR |
|-----------|-----------|------|---------|------|
| 39 | 7 | 4 | 0 | 0 |



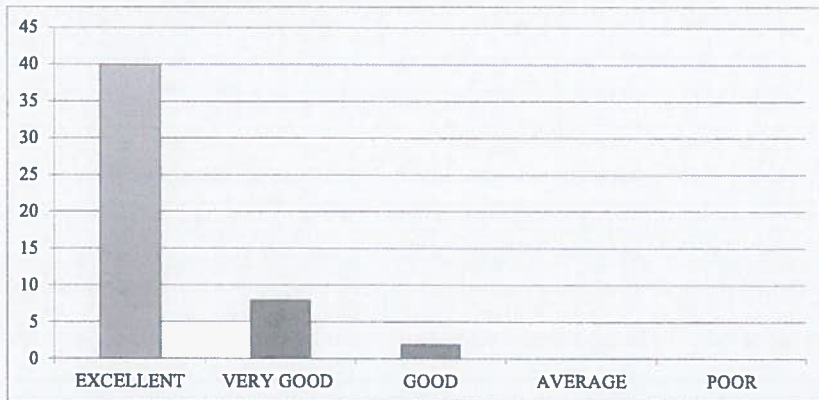
4. How would you rate the library facilities and resources?

| EXCELLENT | VERY GOOD | GOOD | AVERAGE | POOR |
|-----------|-----------|------|---------|------|
| 38 | 9 | 3 | 0 | 0 |



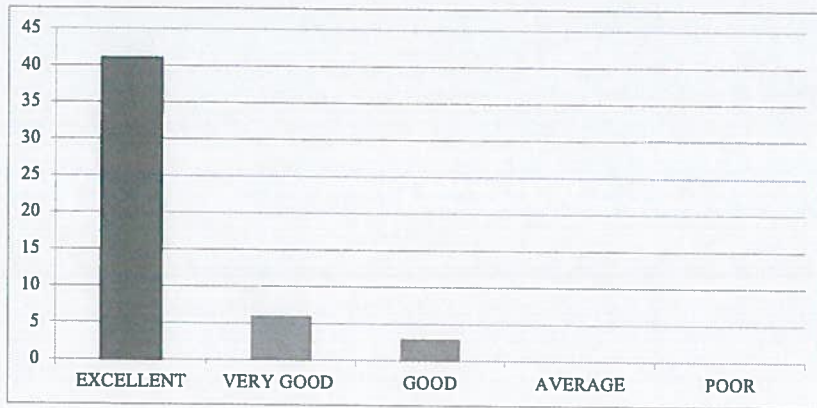
5. How would you describe the overall ambiance of the campus in terms of aesthetics (landscaping, architecture, etc.)?

| EXCELLENT | VERY GOOD | GOOD | AVERAGE | POOR |
|-----------|-----------|------|---------|------|
| 40 | 8 | 2 | 0 | 0 |



6. How would you rate the adequate measures in place for emergency situations (fire, medical emergencies, etc.)?

| EXCELLENT | VERY GOOD | GOOD | AVERAGE | POOR |
|-----------|-----------|------|---------|------|
| 41 | 6 | 3 | 0 | 0 |



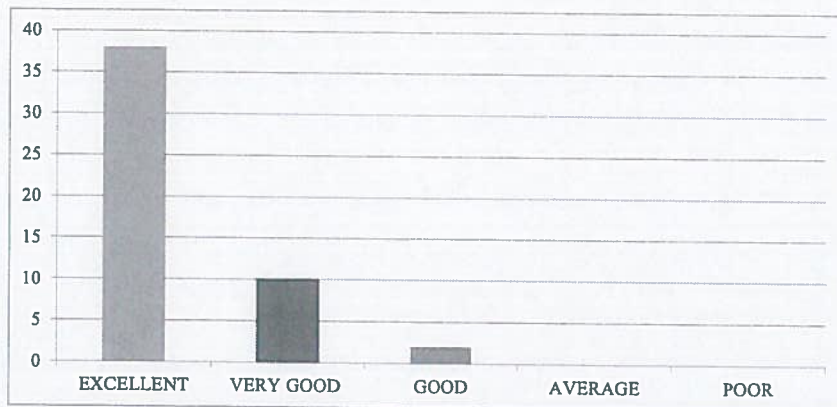
7. How would you describe the overall social environment of the college?

| EXCELLENT | VERY GOOD | GOOD | AVERAGE | POOR |
|-----------|-----------|------|---------|------|
| 39 | 7 | 4 | 0 | 0 |



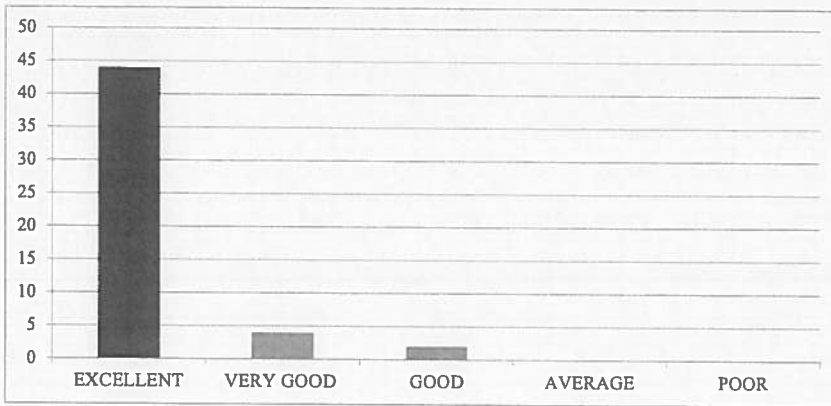
8. How would you rate the classroom environment in terms of promoting active learning and participation?

| EXCELLENT | VERY GOOD | GOOD | AVERAGE | POOR |
|-----------|-----------|------|---------|------|
| 38 | 10 | 2 | 0 | 0 |



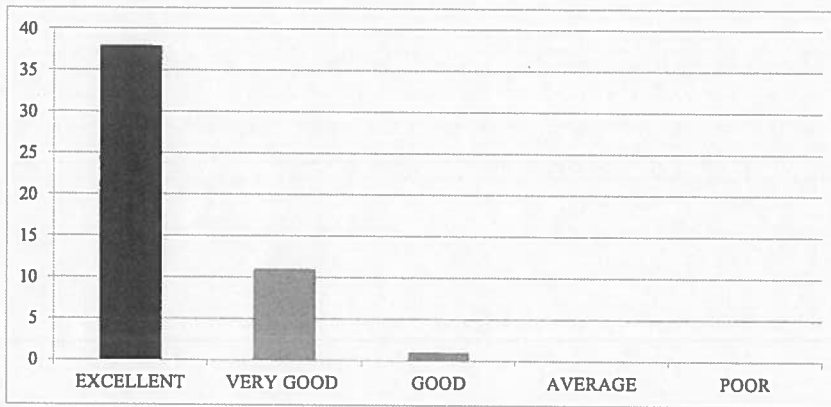
9. How would you rate the availability and quality of technological resources (labs, software, etc.) in the college?

| EXCELLENT | VERY GOOD | GOOD | AVERAGE | POOR |
|-----------|-----------|------|---------|------|
| 44 | 4 | 2 | 0 | 0 |



10. How would you rate the opportunities for students to engage in extracurricular activities and clubs?

| EXCELLENT | VERY GOOD | GOOD | AVERAGE | POOR |
|-----------|-----------|------|---------|------|
| 38 | 11 | 1 | 0 | 0 |





RISE KRISHNA SAI GANDHI GROUP OF INSTITUTIONS::ONGOLE

(Approved by AICTE-NEW DELHI, Affiliated to JNTUK KAKINADA)

NH-16, Valluru-523272, Ongole, Prakasam (District), A.P

INTERNAL QUALITY ASSURANCE CELL (IQAC)

REPORT ON STUDENT FEEDBACK ANALYSIS ON AMBIENCE

| | |
|------------------------------------|---------------------------------|
| Program Name: B.TECH | Academic Year: 2018-2019 |
| Department Name: Mechanical | Year/Semester: IV-I |

1. How would you rate the overall cleanliness and maintenance of the campus?

From the analysis report, it was observed that 74.00% of the students rated excellent about the overall cleanliness and maintenance of the campus, 18.00% of the students rated very good & 8.00% of the students rated it good.

2. How would you rate the classrooms and lecture halls well-equipped and conducive to learning?

From the analysis report, it was observed that 84.00% of the students rated excellent about the classrooms and lecture halls well-equipped and conducive to learning, 12.00% of the students rated very good & 4.00% of the students rated it good.

3. How would you rate the availability and condition of recreational facilities (e.g., sports grounds, gym)?

From the analysis report, it was observed that 78.00% of the students rated excellent about the availability and condition of recreational facilities, 14.00% of the students rated very good & 8.00% of the students rated it good.

4. How would you rate the library facilities and resources?

From the analysis report, it was observed that 76.00% of the students rated excellent about the library facilities and resources, 18.00% of the students rated very good & 6.00% of the students rated it good.

5. How would you describe the overall ambience of the campus in terms of aesthetics (landscaping, architecture, etc.)?

From the analysis report, it was observed that 80.00% of the students rated excellent about the overall ambience of the campus in terms of aesthetics, 16.00% of the students rated very good & 4.00% of the students rated it good.

6. How would you rate the adequate measures in place for emergency situations (fire, medical emergencies, etc.)?

From the analysis report, it was observed that 82.00% of the students rated excellent about the adequate measures in place for emergency situations, 12.00% of the students rated very good & 6.00% of the students rated it good.

7. How would you describe the overall social environment of the college?

From the analysis report, it was observed that 78.00% of the students rated excellent about the overall social environment of the college, 14.00% of the students rated very good & 8.00% of the students rated it good.

8. How would you rate the classroom environment in terms of promoting active learning and participation?

From the analysis report, it was observed that 76.00% of the students rated excellent about the classroom environment in terms of promoting active learning and participation, 20.00% of the students rated very good & 4.00% of the students rated it good.


9. How would you rate the availability and quality of technological resources (labs, software, etc.) in the college?

From the analysis report, it was observed that 88.00% of the students rated excellent about the availability and quality of technological resources in the college, 8.00% of the students rated very good & 4.00% of the students rated it good.

10. How would you rate the opportunities for students to engage in extracurricular activities and clubs?

From the analysis report, it was observed that 76.00% of the students rated excellent about the opportunities for students to engage in extracurricular activities and clubs, 22.00% of the students rated very good & 2.00% of the students rated it good.

K. Hari babu
COORDINATOR


IQAC Co-ordinator
RISE Krishna Sai Gandhi Group
of Institutions, Valluru 523 272

K. N. Kasungul
HOD



RISE KRISHNA SAI GANDHI GROUP OF INSTITUTIONS::ONGOLE

(Approved by AICTE-NEW DELHI, Affiliated to JNTUK KAKINADA)

NH-16, Valluru-523272, Ongole, Prakasam (District), A.P

INTERNAL QUALITY ASSURANCE CELL (IQAC)

ANALYSIS OF STUDENT FEEDBACK ON CURRICULUM

| | |
|-----------------------------|---------------------------------|
| Program Name: PG | Academic Year: 2018-2019 |
| Department Name: MBA | Semester: III |

| S.No | Question | Excellent | Very Good | Good | Average | Poor |
|------|---|-----------|-----------|------|---------|------|
| 1 | How relevant do you find the course content in relation to current industry standards and practices?. | 4 | 2 | 1 | 0 | 0 |
| 2 | How would you rate the teaching quality of the faculty in your department?. | 4 | 3 | 0 | 0 | 0 |
| 3 | How do you rate the lab sessions and practicals effective in complementing the theoretical knowledge you gain in lectures?. | 5 | 1 | 1 | 0 | 0 |
| 4 | How would you rate the availability and quality of learning resources (e.g., library, online materials, software)? | 4 | 2 | 1 | 0 | 0 |
| 5 | How will you rate the timely and constructive feedback on your assignments and exams? | 4 | 2 | 1 | 0 | 0 |
| 6 | How did you rate the approach of faculty members outside of classroom hours for doubts and discussions?. | 5 | 2 | 0 | 0 | 0 |
| 7 | How will you rate the opportunities for students to engage in research projects or internships? | 5 | 2 | 0 | 0 | 0 |
| 8 | Rate the curriculum and its updates to keep pace with technological advancements and industry needs? | 5 | 1 | 1 | 0 | 0 |
| 9 | How would you rate the balance between academic studies and opportunities for extracurricular activities?. | 4 | 2 | 1 | 0 | 0 |
| 10 | Considering all factors, how will you rate the satisfaction with the academic performance and environment of the college? | 5 | 1 | 1 | 0 | 0 |

P. Kusuma Kumari

HOD

[Signature]

IQAC Co-ordinator
RISE Krishna Sai Gandhi Group
of Institutions, Valluru 523 272

**INTERNAL QUALITY ASSURANCE CELL (IQAC)
ANALYSIS OF STUDENT FEEDBACK ON CURRICULUM**

| Programme Name | Department Name | Academic Year | Semester |
|----------------|-----------------|---------------|----------|
| PG | MBA | 2018-19 | III |

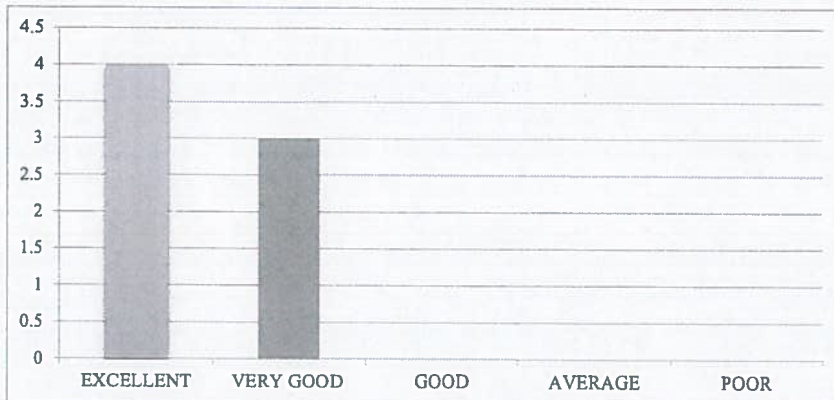
1. How relevant do you find the course content in relation to current industry standards and practices?.

| EXCELLENT | VERY GOOD | GOOD | AVERAGE | POOR |
|-----------|-----------|------|---------|------|
| 4 | 2 | 1 | 0 | 0 |



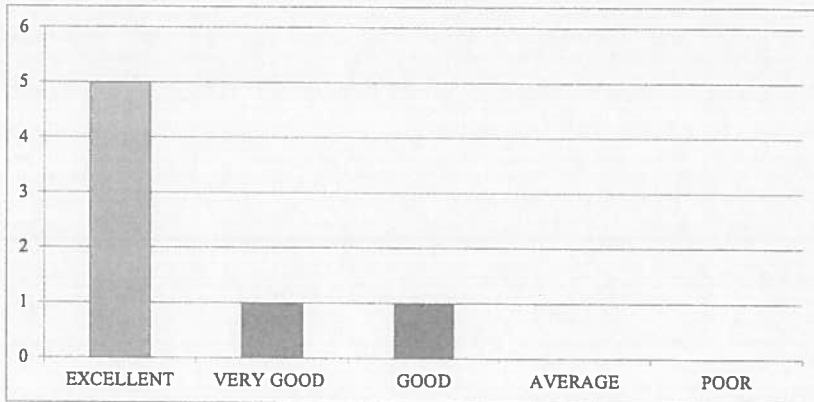
2. How would you rate the teaching quality of the faculty in your department?.

| EXCELLENT | VERY GOOD | GOOD | AVERAGE | POOR |
|-----------|-----------|------|---------|------|
| 4 | 3 | 0 | 0 | 0 |



3. How do you rate the lab sessions and practicals effective in complementing the theoretical knowledge you gain in lectures?.

| EXCELLENT | VERY GOOD | GOOD | AVERAGE | POOR |
|-----------|-----------|------|---------|------|
| 5 | 1 | 1 | 0 | 0 |



4. How would you rate the availability and quality of learning resources (e.g., library, online materials, software)?

| EXCELLENT | VERY GOOD | GOOD | AVERAGE | POOR |
|-----------|-----------|------|---------|------|
| 4 | 2 | 1 | 0 | 0 |



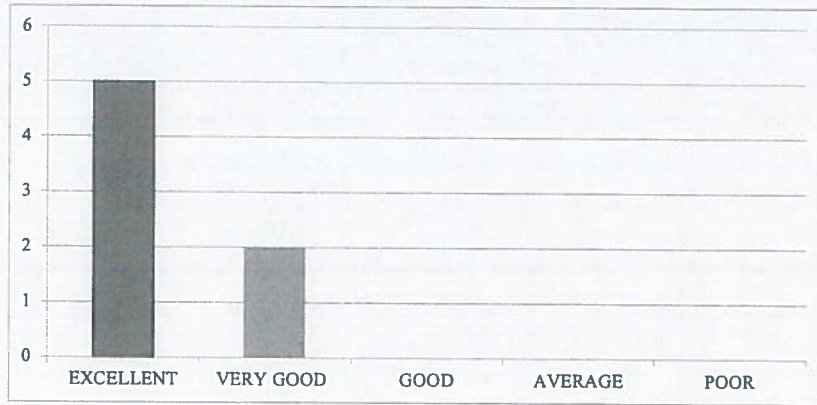
5. How will you rate the timely and constructive feedback on your assignments and exams?

| EXCELLENT | VERY GOOD | GOOD | AVERAGE | POOR |
|-----------|-----------|------|---------|------|
| 4 | 2 | 1 | 0 | 0 |



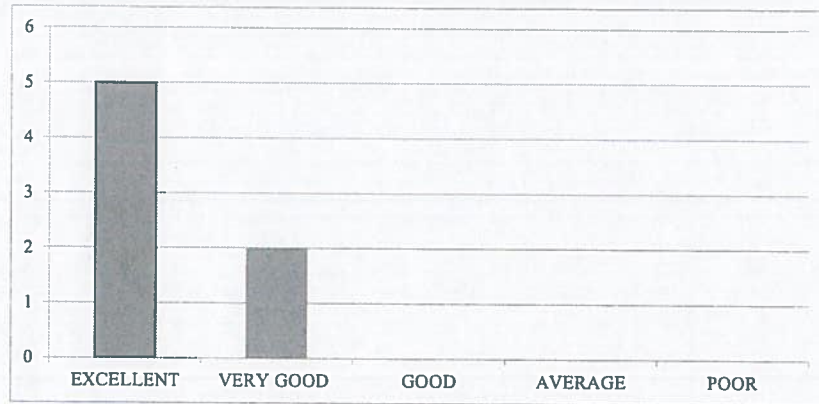
6. How did you rate the approach of faculty members outside of classroom hours for doubts and discussions?.

| EXCELLENT | VERY GOOD | GOOD | AVERAGE | POOR |
|-----------|-----------|------|---------|------|
| 5 | 2 | 0 | 0 | 0 |



7. How will you rate the opportunities for students to engage in research projects or internships?

| EXCELLENT | VERY GOOD | GOOD | AVERAGE | POOR |
|-----------|-----------|------|---------|------|
| 5 | 2 | 0 | 0 | 0 |



8. Rate the curriculum and its updates to keep pace with technological advancements and industry needs?.

| EXCELLENT | VERY GOOD | GOOD | AVERAGE | POOR |
|-----------|-----------|------|---------|------|
| 5 | 1 | 1 | 0 | 0 |



9. How would you rate the balance between academic studies and opportunities for extracurricular activities?.

| EXCELLENT | VERY GOOD | GOOD | AVERAGE | POOR |
|-----------|-----------|------|---------|------|
| 4 | 2 | 1 | 0 | 0 |



10. Considering all factors, how will you rate the satisfaction with the academic performance and environment of the college?

| EXCELLENT | VERY GOOD | GOOD | AVERAGE | POOR |
|-----------|-----------|------|---------|------|
| 5 | 1 | 1 | 0 | 0 |





INTERNAL QUALITY ASSURANCE CELL (IQAC)

REPORT ON STUDENT FEEDBACK ANALYSIS ON CURRICULUM

| | |
|-----------------------------|---------------------------------|
| Program Name: PG | Academic Year: 2018-2019 |
| Department Name: MBA | Semester: III |

1. How relevant do you find the course content in relation to current industry standards and practices?.

From the analysis report, it was observed that 57.14% of the students rated excellent about the course content in relation to current industry standards and practices, 28.57% of the students rated very good & 14.29% of the students rated it good.

2. How would you rate the teaching quality of the faculty in your department?

From the analysis report, it was observed that 57.14% of the students rated excellent about the teaching quality of the faculty in the department and practices, 42.86% of the students rated very good.

3. How do you rate the lab sessions and practicals effective in complementing the theoretical knowledge you gain in lectures?

From the analysis report, it was observed that 71.43% of the students rated excellent about the lab sessions and practicals effective in complementing the theoretical knowledge gain in lectures, 14.29% of the students rated very good & 14.29% of the students rated it good.

4. How would you rate the availability and quality of learning resources (e.g., library, online materials, software)?

From the analysis report, it was observed that 57.14% of the students rated excellent about the availability and quality of learning resources, 28.57% of the students rated very good & 14.29% of the students rated it good.

5. How will you rate the timely and constructive feedback on your assignments and exams?

From the analysis report, it was observed that 57.14% of the students rated excellent about the timely and constructive feedback on assignments and exams, 28.57% of the students rated very good & 14.29% of the students rated it good.

6. How did you rate the approach of faculty members outside of classroom hours for doubts and discussions?

From the analysis report, it was observed that 71.43% of the students rated excellent about the approach of faculty members outside of classroom hours for doubts and discussions, 28.57% of the students rated very good.

7. How will you rate the opportunities for students to engage in research projects or internships?

From the analysis report, it was observed that 71.43% of the students rated excellent about the opportunities for students to engage in research projects or internships, 28.57 % of the students rated very good.

8. Rate the curriculum and its updates to keep pace with technological advancements and industry needs?

From the analysis report, it was observed that 71.43% of the students rated excellent about the curriculum and its updates to keep pace with technological advancements and industry needs, 14.29% of the students rated very good & 14.29% of the students rated it good.

9. How would you rate the balance between academic studies and opportunities for extracurricular activities?

From the analysis report, it was observed that 57.14% of the students rated excellent about the balance between academic studies and opportunities for extracurricular activities, 28.57 % of the students rated very good & 14.29% of the students rated it good.

10. Considering all factors, how will you rate the satisfaction with the academic performance and environment of the college?

From the analysis report, it was observed that 71.43% of the students rated excellent about overall satisfaction with the academic performance and environment of the college, 14.29% of the students rated very good & 14.29% of the students rated it good.

M. Sireesha
COORDINATOR

[Signature]

IQAC Co-ordinator
RISE Krishna Sai Gandhi Gro
of Institutions, Valluru 523 27.

P. Kusuma Kumari
HOD



RISE KRISHNA SAI GANDHI GROUP OF INSTITUTIONS::ONGOLE

(Approved by AICTE-NEW DELHI, Affiliated to JNTUK KAKINADA)

NH-16, Valluru-523272, Ongole, Prakasam (District), A.P

INTERNAL QUALITY ASSURANCE CELL (IQAC)

ANALYSIS OF STUDENT FEEDBACK ON AMBIENCE

| | |
|----------------------|--------------------------|
| Program Name: PG | Academic Year: 2018-2019 |
| Department Name: MBA | Semester: III |

| S.No | Question | Excellent | Very Good | Good | Average | Poor |
|------|---|-----------|-----------|------|---------|------|
| 1 | How would you rate the overall cleanliness and maintenance of the campus? | 5 | 2 | 0 | 0 | 0 |
| 2 | How would you rate the classrooms and lecture halls well-equipped and conducive to learning? | 4 | 2 | 1 | 0 | 0 |
| 3 | How would you rate the availability and condition of recreational facilities (e.g., sports grounds, gym)? | 5 | 2 | 0 | 0 | 0 |
| 4 | How would you rate the library facilities and resources? | 4 | 2 | 1 | 0 | 0 |
| 5 | How would you describe the overall ambience of the campus in terms of aesthetics (landscaping, architecture, etc.)? | 5 | 2 | 0 | 0 | 0 |
| 6 | How would you rate the adequate measures in place for emergency situations (fire, medical emergencies, etc.)? | 5 | 2 | 0 | 0 | 0 |
| 7 | How would you describe the overall social environment of the college? | 5 | 2 | 0 | 0 | 0 |
| 8 | How would you rate the classroom environment in terms of promoting active learning and participation? | 4 | 2 | 1 | 0 | 0 |
| 9 | How would you rate the availability and quality of technological resources (labs, software, etc.) in the college? | 4 | 2 | 1 | 0 | 0 |
| 10 | How would you rate the opportunities for students to engage in extracurricular activities and clubs? | 5 | 2 | 0 | 0 | 0 |

B.S.

IQAC Co-ordinator
RISE Krishna Sai Gandhi Group
of Institutions, Valluru 523 272

P. Kusuma Kumari

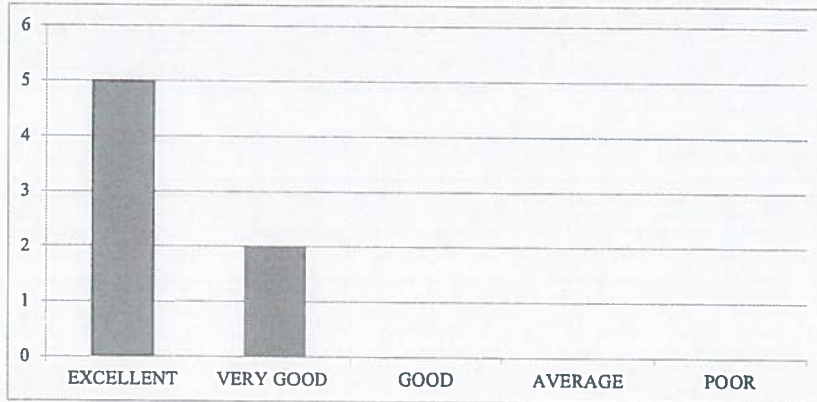
HOD

**INTERNAL QUALITY ASSURANCE CELL (IQAC)
ANALYSIS OF STUDENT FEEDBACK ON AMBIENCE**

| Programme Name | Department Name | Academic Year | Semester |
|----------------|-----------------|---------------|----------|
| PG | MBA | 2018-19 | III |

1. How would you rate the overall cleanliness and maintenance of the campus?

| EXCELLENT | VERY GOOD | GOOD | AVERAGE | POOR |
|-----------|-----------|------|---------|------|
| 5 | 2 | 0 | 0 | 0 |



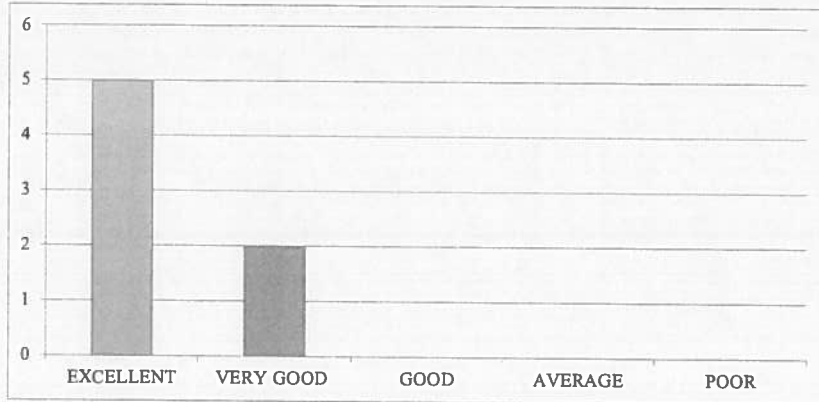
2. How would you rate the classrooms and lecture halls well-equipped and conducive to learning?

| EXCELLENT | VERY GOOD | GOOD | AVERAGE | POOR |
|-----------|-----------|------|---------|------|
| 4 | 2 | 1 | 0 | 0 |



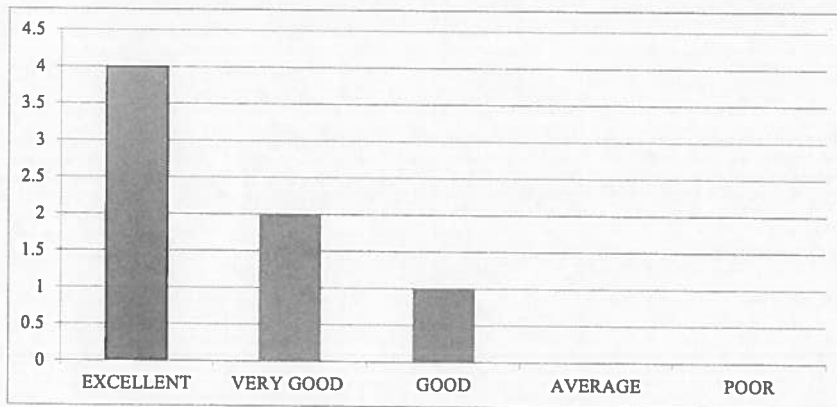
3. How would you rate the availability and condition of recreational facilities (e.g., sports grounds, gym)?

| EXCELLENT | VERY GOOD | GOOD | AVERAGE | POOR |
|-----------|-----------|------|---------|------|
| 5 | 2 | 0 | 0 | 0 |



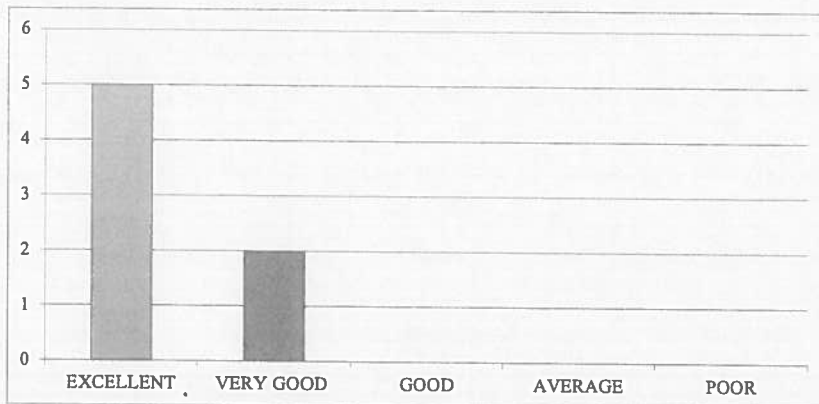
4. How would you rate the library facilities and resources?

| EXCELLENT | VERY GOOD | GOOD | AVERAGE | POOR |
|-----------|-----------|------|---------|------|
| 4 | 2 | 1 | 0 | 0 |



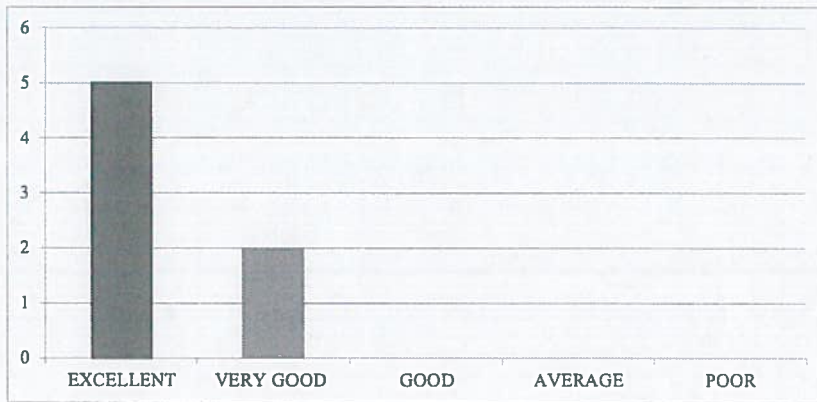
5. How would you describe the overall ambiance of the campus in terms of aesthetics (landscaping, architecture, etc.)?

| EXCELLENT | VERY GOOD | GOOD | AVERAGE | POOR |
|-----------|-----------|------|---------|------|
| 5 | 2 | 0 | 0 | 0 |



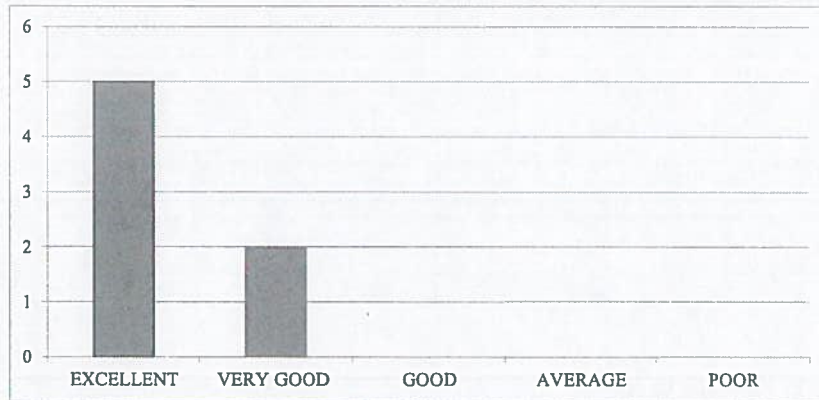
6. How would you rate the adequate measures in place for emergency situations (fire, medical emergencies, etc.)?

| EXCELLENT | VERY GOOD | GOOD | AVERAGE | POOR |
|-----------|-----------|------|---------|------|
| 5 | 2 | 0 | 0 | 0 |



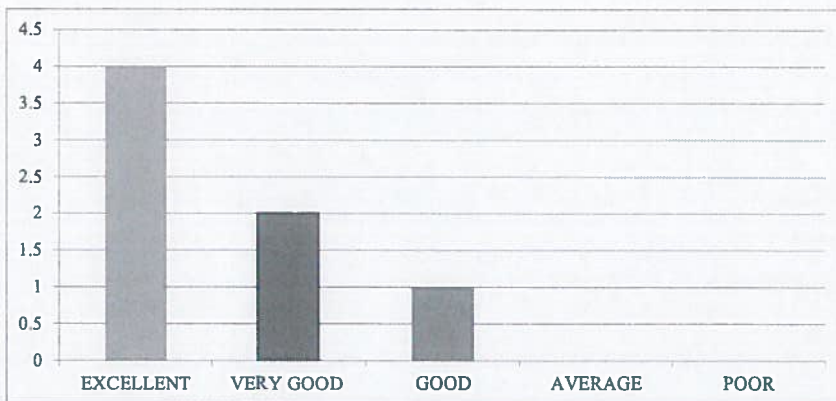
7. How would you describe the overall social environment of the college?

| EXCELLENT | VERY GOOD | GOOD | AVERAGE | POOR |
|-----------|-----------|------|---------|------|
| 5 | 2 | 0 | 0 | 0 |



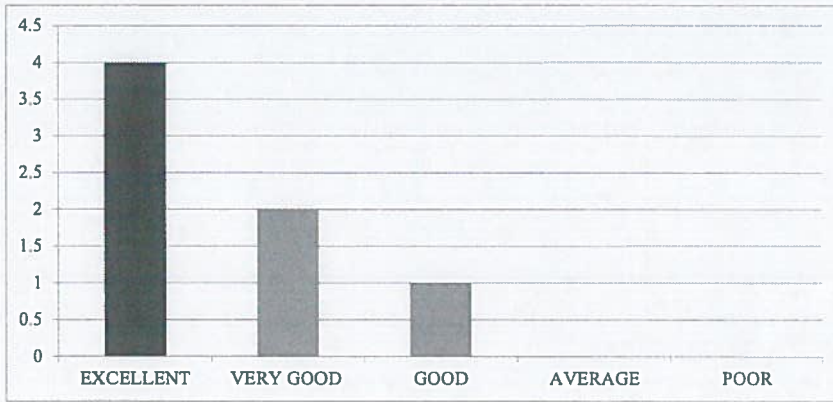
8. How would you rate the classroom environment in terms of promoting active learning and participation?

| EXCELLENT | VERY GOOD | GOOD | AVERAGE | POOR |
|-----------|-----------|------|---------|------|
| 4 | 2 | 1 | 0 | 0 |



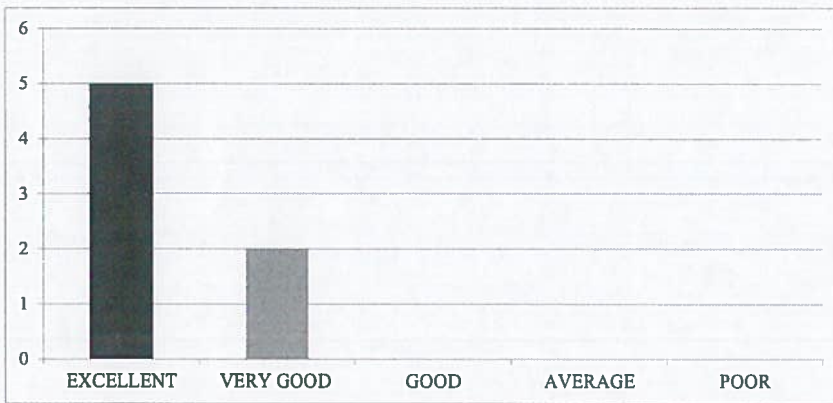
9. How would you rate the availability and quality of technological resources (labs, software, etc.) in the college?

| EXCELLENT | VERY GOOD | GOOD | AVERAGE | POOR |
|-----------|-----------|------|---------|------|
| 4 | 2 | 1 | 0 | 0 |



10. How would you rate the opportunities for students to engage in extracurricular activities and clubs?

| EXCELLENT | VERY GOOD | GOOD | AVERAGE | POOR |
|-----------|-----------|------|---------|------|
| 5 | 2 | 0 | 0 | 0 |





RISE KRISHNA SAI GANDHI GROUP OF INSTITUTIONS::ONGOLE

(Approved by AICTE-NEW DELHI, Affiliated to JNTUK KAKINADA)

NH-16, Valluru-523272, Ongole, Prakasam (District), A.P

INTERNAL QUALITY ASSURANCE CELL (IQAC)

REPORT ON STUDENT FEEDBACK ANALYSIS ON AMBIENCE

| | |
|-----------------------------|---------------------------------|
| Program Name: PG | Academic Year: 2018-2019 |
| Department Name: MBA | Semester: III |

1. How would you rate the overall cleanliness and maintenance of the campus?

From the analysis report, it was observed that 71.43% of the students rated excellent about the overall cleanliness and maintenance of the campus, 28.57% of the students rated very good.

2. How would you rate the classrooms and lecture halls well-equipped and conducive to learning?

From the analysis report, it was observed that 57.14% of the students rated excellent about the classrooms and lecture halls well-equipped and conducive to learning, 28.57% of the students rated very good & 14.29% of the students rated it good.

3. How would you rate the availability and condition of recreational facilities (e.g., sports grounds, gym)?

From the analysis report, it was observed that 71.43% of the students rated excellent about the availability and condition of recreational facilities, 28.57% of the students rated very good.

4. How would you rate the library facilities and resources?

From the analysis report, it was observed that 57.14% of the students rated excellent about the library facilities and resources, 28.57% of the students rated very good & 14.29% of the students rated it good.

5. How would you describe the overall ambience of the campus in terms of aesthetics (landscaping, architecture, etc.)?

From the analysis report, it was observed that 71.43% of the students rated excellent about the overall ambience of the campus in terms of aesthetics, 28.57% of the students rated very good.

6. How would you rate the adequate measures in place for emergency situations (fire, medical emergencies, etc.)?

From the analysis report, it was observed that 71.43% of the students rated excellent about the adequate measures in place for emergency situations, 28.57% of the students rated very good.

7. How would you describe the overall social environment of the college?

From the analysis report, it was observed that 71.43% of the students rated excellent about the overall social environment of the college, 28.57% of the students rated very good.

8. How would you rate the classroom environment in terms of promoting active learning and participation?

From the analysis report, it was observed that 57.14% of the students rated excellent about the classroom environment in terms of promoting active learning and participation, 28.57% of the students rated very good & 14.29% of the students rated it good.

9. How would you rate the availability and quality of technological resources (labs, software, etc.) in the college?


From the analysis report, it was observed that 57.14% of the students rated excellent about the availability and quality of technological resources in the college, 28.57% of the students rated very good & 14.29% of the students rated it good.

10. How would you rate the opportunities for students to engage in extracurricular activities and clubs?

From the analysis report, it was observed that 71.43% of the students rated excellent about the opportunities for students to engage in extracurricular activities and clubs, 28.57% of the students rated very good.

M. Sireesha
COORDINATOR

P. Kusuma Kumari
HOD


IQAC Co-ordinator
RISE Krishna Sai Gandhi Group
of Institutions, Valluru 523 272



RISE KRISHNA SAI GANDHI GROUP OF INSTITUTIONS::ONGOLE

(Approved by AICTE-NEW DELHI, Affiliated to JNTUK KAKINADA)

NH-16, Valluru-523272, Ongole, Prakasam (District), A.P

INTERNAL QUALITY ASSURANCE CELL (IQAC)

ANALYSIS OF STUDENT FEEDBACK ON CURRICULUM

| | |
|------------------------|-------------------------|
| Programme Name: B.Tech | Academic Year:2018-2019 |
| Department Name: CIVIL | Year/Semester:I-II |

| S.No | Question | Excellent | Very Good | Good | Average | Poor |
|------|--|-----------|-----------|------|---------|------|
| 1 | How relevant do you find the course content in relation to current industry standards and practices? | 23 | 2 | 0 | 0 | 0 |
| 2 | How would you rate the teaching quality of the faculty in your department? | 22 | 2 | 1 | 0 | 0 |
| 3 | How do you rate the lab sessions and practicals effective in complementing the theoretical knowledge you gain in lectures? | 21 | 2 | 2 | 0 | 0 |
| 4 | How would you rate the availability and quality of learning resources (e.g., library, online materials, software)? | 22 | 2 | 1 | 0 | 0 |
| 5 | How will you rate the timely and constructive feedback on your assignments and exams? | 23 | 2 | 0 | 0 | 0 |
| 6 | How did you rate the approach of faculty members outside of classroom hours for doubts and discussions? | 22 | 2 | 1 | 0 | 0 |
| 7 | How will you rate the opportunities for students to engage in research projects or internships? | 21 | 2 | 2 | 0 | 0 |
| 8 | Rate the curriculum and its updates to keep pace with technological advancements and industry needs? | 21 | 2 | 2 | 0 | 0 |
| 9 | How would you rate the balance between academic studies and opportunities for extracurricular activities? | 23 | 1 | 1 | 0 | 0 |
| 10 | Considering all factors, how will you rate the satisfaction with the academic performance and environment of the college? | 22 | 2 | 1 | 0 | 0 |

Bl.
IQAC Co-ordinator
RISE Krishna Sai Gandhi Group,
of Institutions, Valluru 523 272


Pondi
HOD
HEAD OF THE DEPARTMENT
Dept Of S & H
RISE Krishna Sai Gandhi Group
of Institutions, VALLURU, A.P.523 272

**INTERNAL QUALITY ASSURANCE CELL (IQAC)
ANALYSIS OF STUDENT FEEDBACK ON CURRICULUM**

| Programme Name | Department Name | Academic Year | Semester |
|----------------|-----------------|---------------|----------|
| B.Tech | CIVIL | 2018-2019 | II |

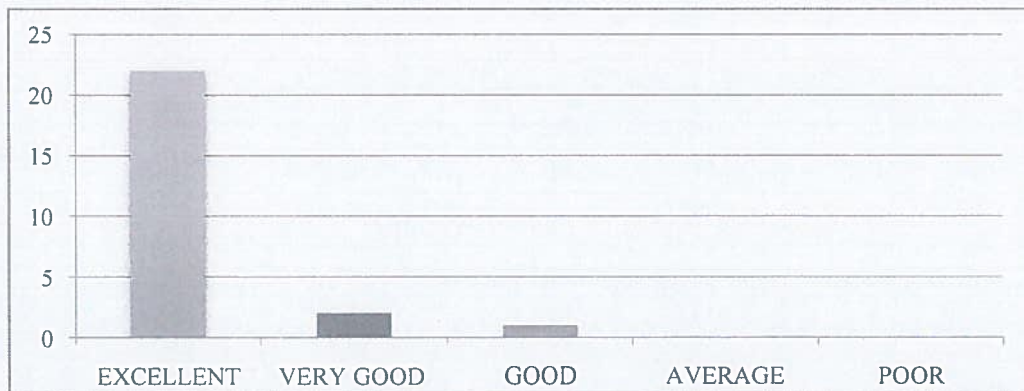
1. How relevant do you find the course content in relation to current industry standards and practices?

| EXCELLENT | VERY GOOD | GOOD | AVERAGE | POOR |
|-----------|-----------|------|---------|------|
| 23 | 2 | 0 | 0 | 0 |



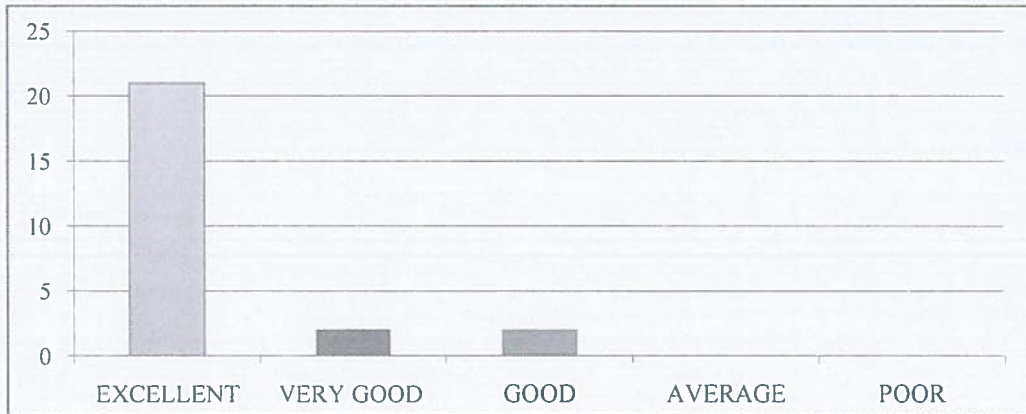
2. How would you rate the teaching quality of the faculty in your department?

| EXCELLENT | VERY GOOD | GOOD | AVERAGE | POOR |
|-----------|-----------|------|---------|------|
| 22 | 2 | 1 | 0 | 0 |



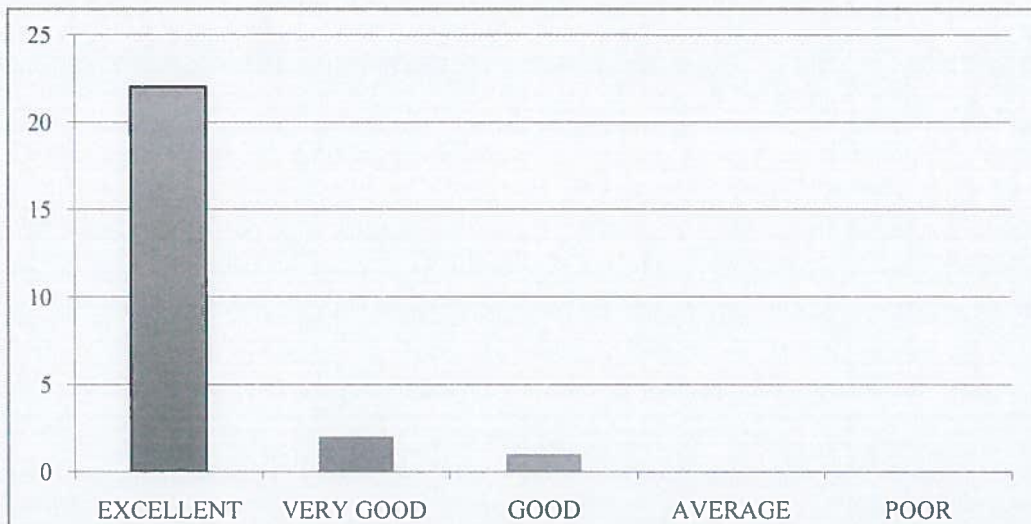
3. How do you rate the lab sessions and practicals effective in complementing the theoretical knowledge you gain in lectures?

| EXCELLENT | VERY GOOD | GOOD | AVERAGE | POOR |
|-----------|-----------|------|---------|------|
| 21 | 2 | 2 | 0 | 0 |



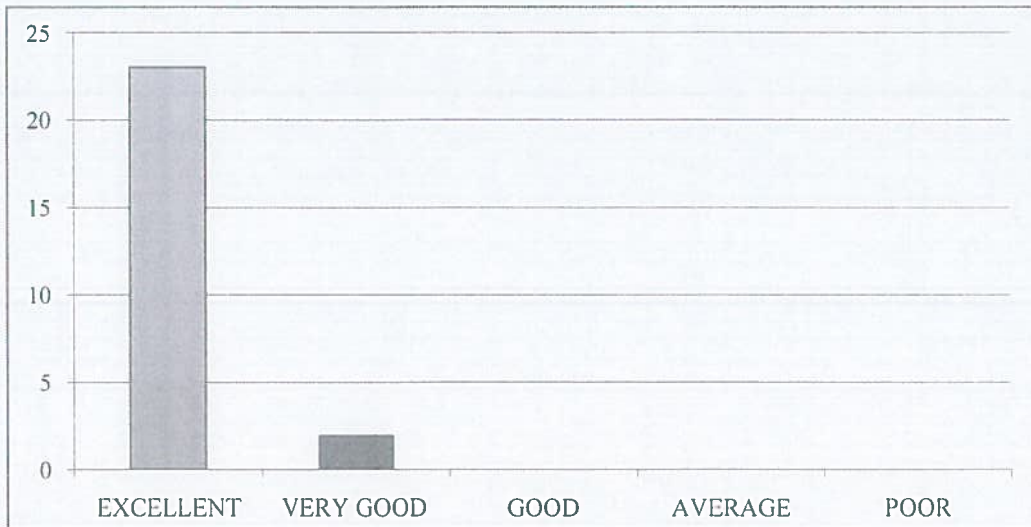
4. How do you rate the availability and quality of learning resources (e.g., library, online materials, software)?

| EXCELLENT | VERY GOOD | GOOD | AVERAGE | POOR |
|-----------|-----------|------|---------|------|
| 22 | 2 | 1 | 0 | 0 |



5. How will you rate the timely and constructive feedback on your assignments and exams?

| EXCELLENT | VERY GOOD | GOOD | AVERAGE | POOR |
|-----------|-----------|------|---------|------|
| 23 | 2 | 0 | 0 | 0 |



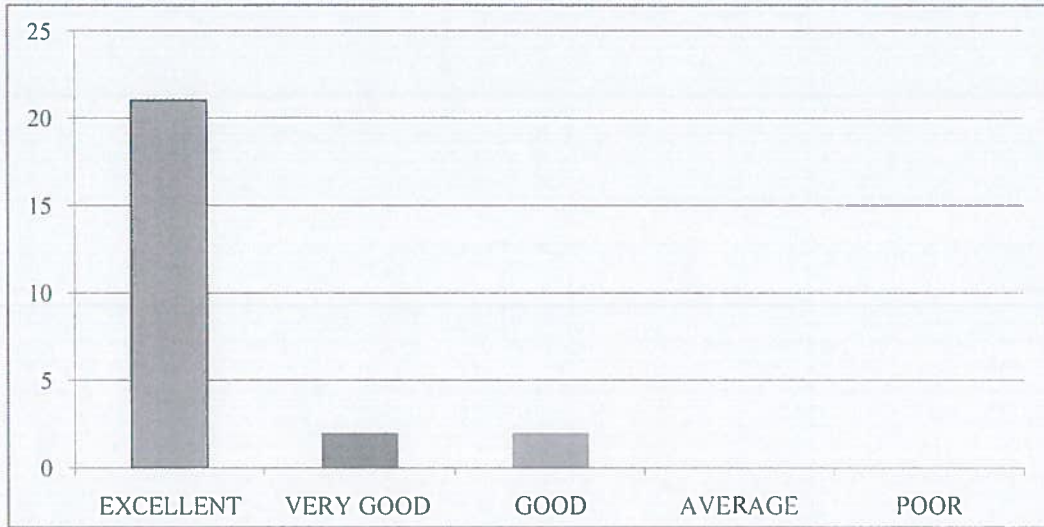
6. How did you rate the approach of faculty members outside of classroom hours for doubts and discussions?

| EXCELLENT | VERY GOOD | GOOD | AVERAGE | POOR |
|-----------|-----------|------|---------|------|
| 22 | 2 | 1 | 0 | 0 |



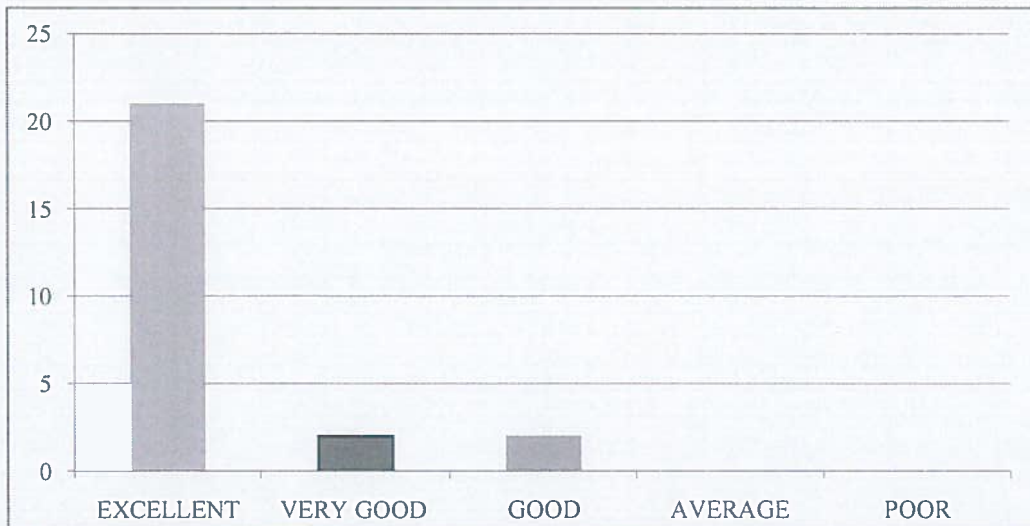
7. How will you rate the opportunities for students to engage in research projects or internships?

| EXCELLENT | VERY GOOD | GOOD | AVERAGE | POOR |
|-----------|-----------|------|---------|------|
| 21 | 2 | 2 | 0 | 0 |



8. Rate the curriculum and its updates to keep pace with technological advancements and industry needs?

| EXCELLENT | VERY GOOD | GOOD | AVERAGE | POOR |
|-----------|-----------|------|---------|------|
| 21 | 2 | 2 | 0 | 0 |



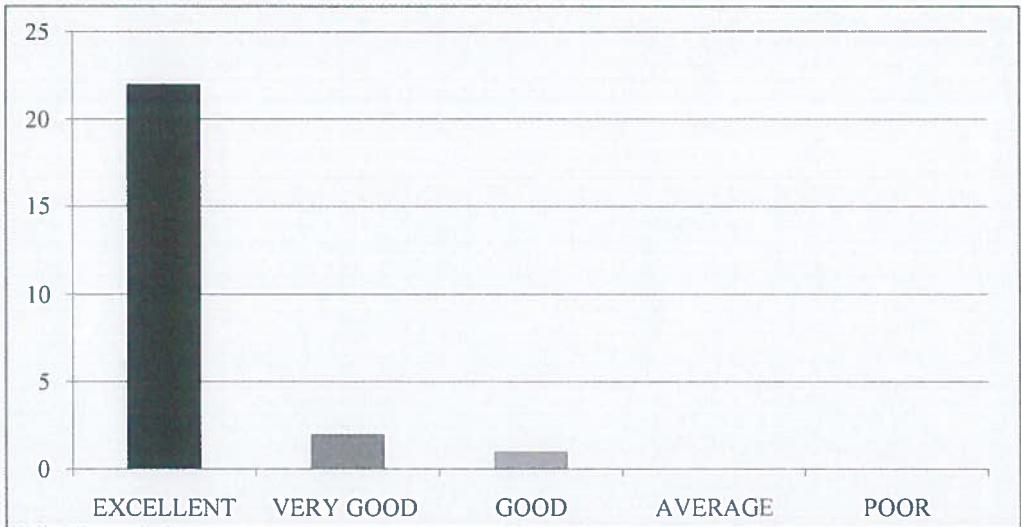
9. How would you rate the balance between academic studies and opportunities for extracurricular activities?

| EXCELLENT | VERY GOOD | GOOD | AVERAGE | POOR |
|-----------|-----------|------|---------|------|
| 23 | 1 | 1 | 0 | 0 |



10. Considering all factors, how will you rate the satisfaction with the academic performance and environment of the college?

| EXCELLENT | VERY GOOD | GOOD | AVERAGE | POOR |
|-----------|-----------|------|---------|------|
| 22 | 2 | 1 | 0 | 0 |





RISE KRISHNA SAI GANDHI GROUP OF INSTITUTIONS::ONGOLE
(Approved by AICTE-NEW DELHI, Affiliated to JNTUK KAKINADA)
NH-16, Valluru-523272, Ongole, Prakasam (District), A.P

INTERNAL QUALITY ASSURANCE CELL (IQAC)

REPORT ON STUDENT FEEDBACK ANALYSIS ON CURRICULUM

| | |
|-------------------------|-------------------------|
| Program Name : B.TECH | Academic Year : 2018-19 |
| Department Name : CIVIL | Year/Semester : I-II |

1. How relevant do you find the course content in relation to current industry standards and practices?.

From the analysis report, it was observed that 92.00% of the students rated excellent about the course content in relation to current industry standards and practices & 8.00% of the students rated very good.

2. How would you rate the teaching quality of the faculty in your department?

From the analysis report, it was observed that 88.00% of the students rated excellent about the teaching quality of the faculty in the department and practices, 8.00% of the students rated very good & 4.00% of the students rated it good.

3. How do you rate the lab sessions and practicals effective in complementing the theoretical knowledge you gain in lectures?

From the analysis report, it was observed that 84.00% of the students rated excellent about the lab sessions and practicals effective in complementing the theoretical knowledge gain in lectures, 8.00% of the students rated very good & 8.00% of the students rated it good.

4. How would you rate the availability and quality of learning resources (e.g., library, online materials, software)?

From the analysis report, it was observed that 88.00% of the students rated excellent about the availability and quality of learning resources, 8.00% of the students rated very good & 4.00% of the students rated it good.

5. How will you rate the timely and constructive feedback on your assignments and exams?

From the analysis report, it was observed that 92.00% of the students rated excellent about the timely and constructive feedback on assignments and exams & 8.00% of the students rated very good .

6. How did you rate the approach of faculty members outside of classroom hours for doubts and discussions?

From the analysis report, it was observed that 88.00% of the students rated excellent about the approach of faculty members outside of classroom hours for doubts and discussions, 8.00% of the students rated very good & 4.00% of the students rated it good.

7. How will you rate the opportunities for students to engage in research projects or internships?

From the analysis report, it was observed that 84.00% of the students rated excellent about the opportunities for students to engage in research projects or internships, 8.00% of the students rated very good & 8.00% of the students rated it good.

8. Rate the curriculum and its updates to keep pace with technological advancements and industry needs?

From the analysis report, it was observed that 84.00% of the students rated excellent about the curriculum and its updates to keep pace with technological advancements and industry needs, 8.00% of the students rated very good & 8.00% of the students rated it good.


9. How would you rate the balance between academic studies and opportunities for extracurricular activities?


From the analysis report, it was observed that 92.00% of the students rated excellent about the balance between academic studies and opportunities for extracurricular activities, 4.00% of the students rated very good & 4.00% of the students rated it good.

10. Considering all factors, how will you rate the satisfaction with the academic performance and environment of the college?

From the analysis report, it was observed that 88.00% of the students rated excellent about overall satisfaction with the academic performance and environment of the college, 8.00% of the students rated very good & 4.00% of the students rated it good.


COORDINATOR


IQAC Co-ordinator
RISE Krishna Sai Gandhi Group
of Institutions, Valluru 523 272


HOD
HEAD OF THE DEPARTMENT
Dept Of S & H
RISE Krishna Sai Gandhi Group
of Institutions, VALLURU, A.P. 523 272



RISE KRISHNA SAI GANDHI GROUP OF INSTITUTIONS::ONGOLE

(Approved by AICTE-NEW DELHI, Affiliated to JNTUK KAKINADA)

NH-16, Valluru-523272, Ongole, Prakasam (District), A.P

INTERNAL QUALITY ASSURANCE CELL (IQAC)

ANALYSIS OF STUDENT FEEDBACK ON AMBIENCE

| | |
|------------------------|-------------------------|
| Programme Name: B.Tech | Academic Year:2018-2019 |
| Department Name:CIVIL | Year/Semester:I-II |

| S.No | Question | Excellent | Very Good | Good | Average | Poor |
|------|---|-----------|-----------|------|---------|------|
| 1 | How would you rate the overall cleanliness and maintenance of the campus? | 24 | 1 | 0 | 0 | 0 |
| 2 | How would you rate the classrooms and lecture halls well-equipped and conducive to learning? | 23 | 1 | 1 | 0 | 0 |
| 3 | How would you rate the availability and condition of recreational facilities (e.g., sports grounds, gym)? | 21 | 2 | 2 | 0 | 0 |
| 4 | How would you rate the library facilities and resources? | 24 | 1 | 0 | 0 | 0 |
| 5 | How would you describe the overall ambience of the campus in terms of aesthetics (landscaping, architecture, etc.)? | 21 | 2 | 2 | 0 | 0 |
| 6 | How would you rate the adequate measures in place for emergency situations (fire, medical emergencies, etc.)? | 22 | 2 | 1 | 0 | 0 |
| 7 | How would you describe the overall social environment of the college? | 20 | 3 | 2 | 0 | 0 |
| 8 | How would you rate the classroom environment in terms of promoting active learning and participation? | 22 | 2 | 1 | 0 | 0 |
| 9 | How would you rate the availability and quality of technological resources (labs, software, etc.) in the college? | 22 | 2 | 1 | 0 | 0 |
| 10 | How would you rate the opportunities for students to engage in extracurricular activities and clubs? | 20 | 3 | 2 | 0 | 0 |

B.S.
IQAC Co-ordinator
RISE Krishna Sai Gandhi Group
of Institutions, Valluru.

S. S. S.
HOD
HEAD OF THE DEPARTMENT
Dept Of S & H
RISE Krishna Sai Gandhi Group
of Institutions, VALLURU, A.P.523 272

**INTERNAL QUALITY ASSURANCE CELL (IQAC)
ANALYSIS OF STUDENT FEEDBACK ON AMBIENCE**

| Programme Name | Department Name | Academic Year | Semester |
|----------------|-----------------|---------------|----------|
| B.Tech | CIVIL | 2018-2019 | II |

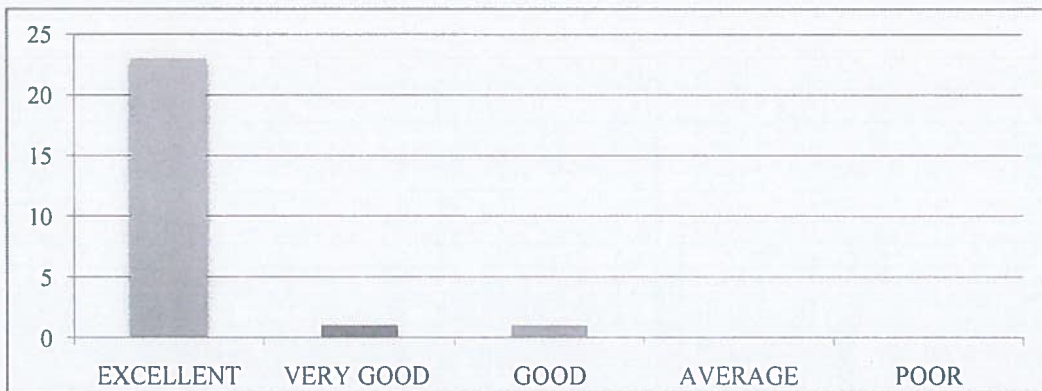
1. How would you rate the overall cleanliness and maintenance of the campus?

| EXCELLENT | VERY GOOD | GOOD | AVERAGE | POOR |
|-----------|-----------|------|---------|------|
| 24 | 1 | 0 | 0 | 0 |



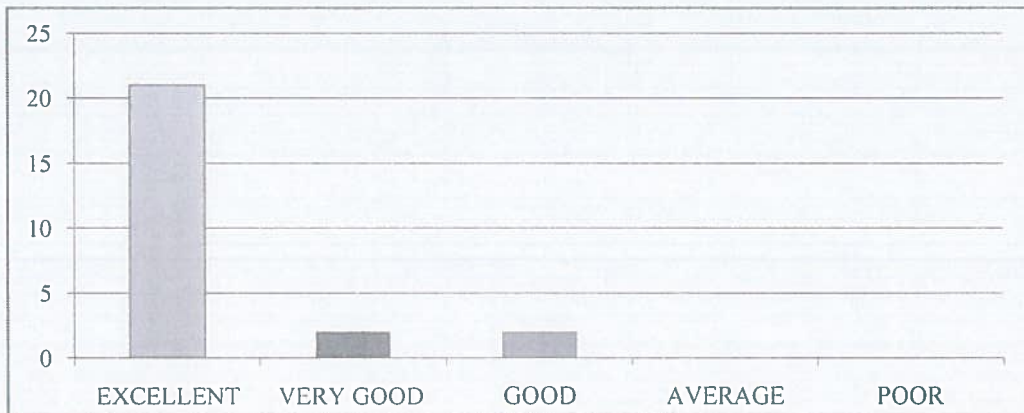
2. How would you rate the classrooms and lecture halls well-equipped and conducive to learning?

| EXCELLENT | VERY GOOD | GOOD | AVERAGE | POOR |
|-----------|-----------|------|---------|------|
| 23 | 1 | 1 | 0 | 0 |



3. How would you rate the availability and condition of recreational facilities (e.g., sports grounds, gym)?

| EXCELLENT | VERY GOOD | GOOD | AVERAGE | POOR |
|-----------|-----------|------|---------|------|
| 21 | 2 | 2 | 0 | 0 |



4. How would you rate the library facilities and resources?

| EXCELLENT | VERY GOOD | GOOD | AVERAGE | POOR |
|-----------|-----------|------|---------|------|
| 24 | 1 | 0 | 0 | 0 |



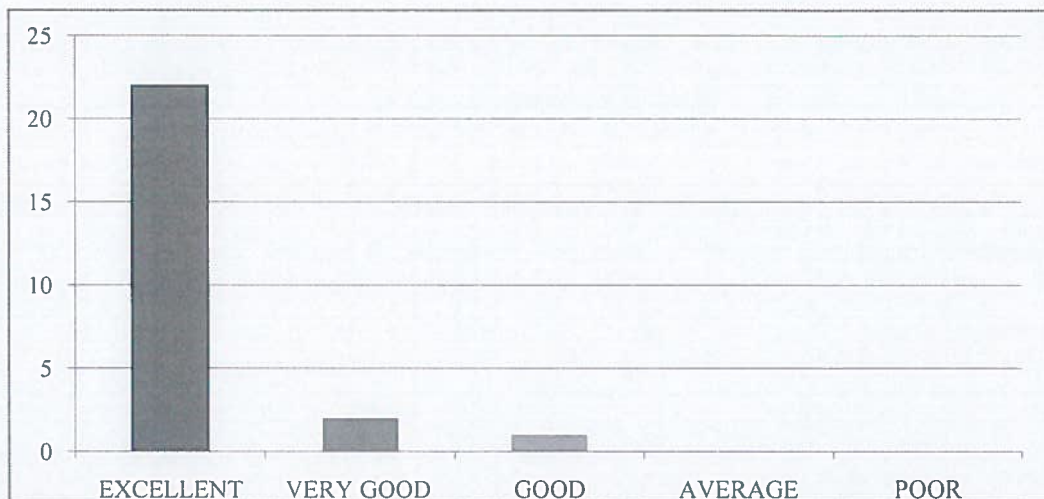
5. How would you describe the overall ambiance of the campus in terms of aesthetics (landscaping, architecture, etc.)?

| EXCELLENT | VERY GOOD | GOOD | AVERAGE | POOR |
|-----------|-----------|------|---------|------|
| 21 | 2 | 2 | 0 | 0 |



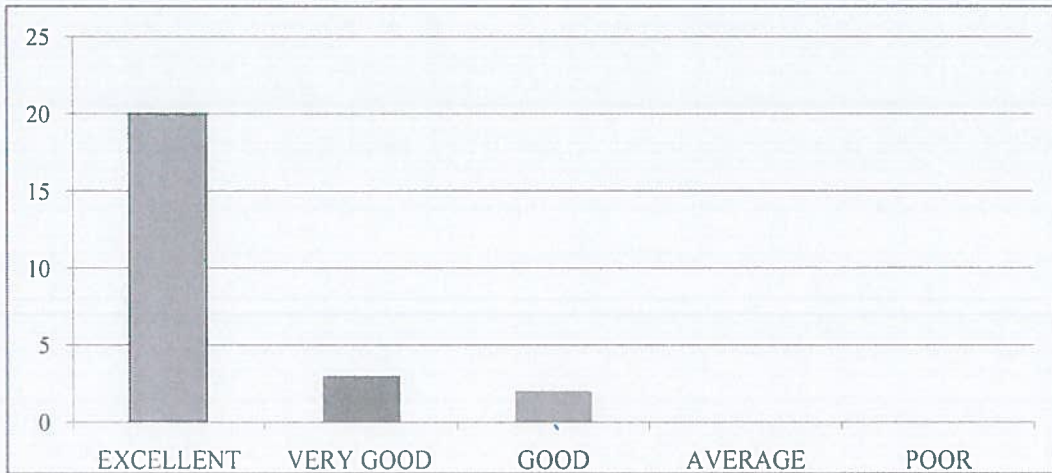
6. How would you rate the adequate measures in place for emergency situations (fire, medical emergencies, etc.)?

| EXCELLENT | VERY GOOD | GOOD | AVERAGE | POOR |
|-----------|-----------|------|---------|------|
| 22 | 2 | 1 | 0 | 0 |



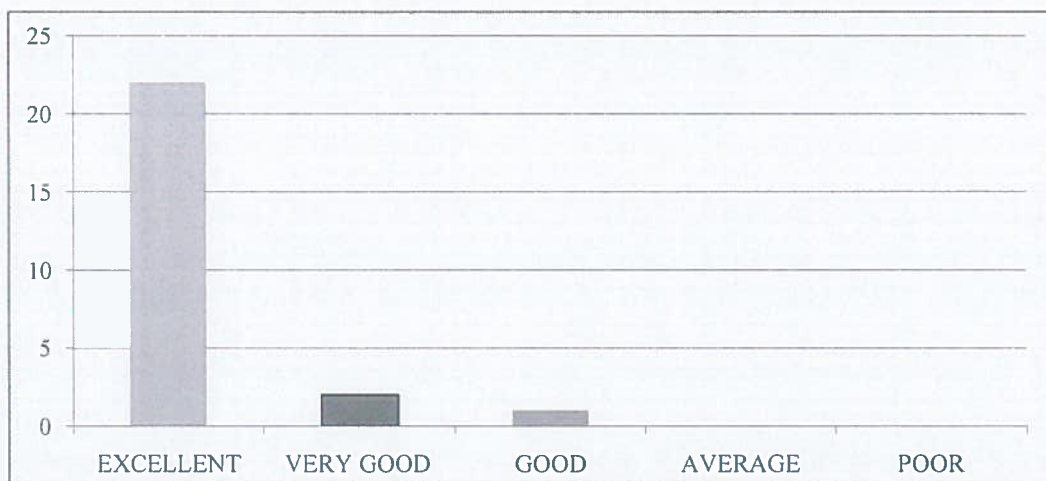
7. How would you describe the overall social environment of the college?

| EXCELLENT | VERY GOOD | GOOD | AVERAGE | POOR |
|-----------|-----------|------|---------|------|
| 20 | 3 | 2 | 0 | 0 |



8. How would you rate the classroom environment in terms of promoting active learning and participation?

| EXCELLENT | VERY GOOD | GOOD | AVERAGE | POOR |
|-----------|-----------|------|---------|------|
| 22 | 2 | 1 | 0 | 0 |



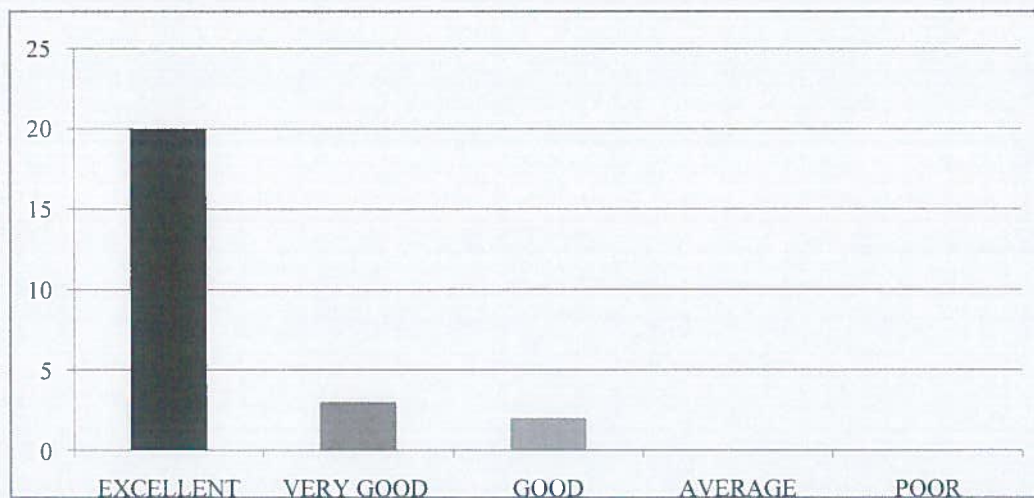
9. How would you rate the availability and quality of technological resources (labs, software, etc.) in the college?

| EXCELLENT | VERY GOOD | GOOD | AVERAGE | POOR |
|-----------|-----------|------|---------|------|
| 22 | 2 | 1 | 0 | 0 |



10. How would you rate the opportunities for students to engage in extracurricular activities and clubs?

| EXCELLENT | VERY GOOD | GOOD | AVERAGE | POOR |
|-----------|-----------|------|---------|------|
| 20 | 3 | 2 | 0 | 0 |





RISE KRISHNA SAI GANDHI GROUP OF INSTITUTIONS::ONGOLE

(Approved by AICTE-NEW DELHI, Affiliated to JNTUK KAKINADA)

NH-16, Valluru-523272, Ongole, Prakasam (District), A.P

INTERNAL QUALITY ASSURANCE CELL (IQAC)

REPORT ON STUDENT FEEDBACK ANALYSIS ON AMBIENCE

| | |
|--------------------------------|--------------------------------|
| Program Name : B.TECH | Academic Year : 2018-19 |
| Department Name : CIVIL | Year/Semester : I-II |

1. How would you rate the overall cleanliness and maintenance of the campus?

From the analysis report, it was observed that 96.00% of the students rated excellent about the overall cleanliness and maintenance of the campus & 4.00% of the students rated very good.

2. How would you rate the classrooms and lecture halls well-equipped and conducive to learning?

From the analysis report, it was observed that 92.00% of the students rated excellent about the classrooms and lecture halls well-equipped and conducive to learning, 4.00% of the students rated very good & 4.00% of the students rated it good.

3. How would you rate the availability and condition of recreational facilities (e.g., sports grounds, gym)?

From the analysis report, it was observed that 84.00% of the students rated excellent about the availability and condition of recreational facilities, 8.00% of the students rated very good & 8.00% of the students rated it good.

4. How would you rate the library facilities and resources?

From the analysis report, it was observed that 96.00% of the students rated excellent about the library facilities and resources & 4.00% of the students rated very good.

5. How would you describe the overall ambience of the campus in terms of aesthetics (landscaping, architecture, etc.)?

From the analysis report, it was observed that 84.00% of the students rated excellent about the overall ambience of the campus in terms of aesthetics, 8.00% of the students rated very good & 8.00% of the students rated it good.

6. How would you rate the adequate measures in place for emergency situations (fire, medical emergencies, etc.)?

From the analysis report, it was observed that 88.00% of the students rated excellent about the adequate measures in place for emergency situations, 8.00% of the students rated very good & 4.00% of the students rated it good.

7. How would you describe the overall social environment of the college?

From the analysis report, it was observed that 80.00% of the students rated excellent about the overall social environment of the college, 12.00% of the students rated very good & 8.00% of the students rated it good.

8. How would you rate the classroom environment in terms of promoting active learning and participation?

From the analysis report, it was observed that 88.00% of the students rated excellent about the classroom environment in terms of promoting active learning and participation, 8.00% of the students rated very good & 4.00% of the students rated it good.


9. How would you rate the availability and quality of technological resources (labs, software, etc.) in the college?


From the analysis report, it was observed that 88.00% of the students rated excellent about the availability and quality of technological resources in the college, 8.00% of the students rated very good & 4.00% of the students rated it good.

10. How would you rate the opportunities for students to engage in extracurricular activities and clubs?

From the analysis report, it was observed that 80.00% of the students rated excellent about the opportunities for students to engage in extracurricular activities and clubs, 12.00% of the students rated very good & 8.00% of the students rated it good.


COORDINATOR


IQAC Co-ordinator
RISE Krishna Sai Gandhi Group
of Institutions, Valturu 523 272


HOD
HEAD OF THE DEPARTMENT
Dept Of S & H
RISE Krishna Sai Gandhi Group
of Institutions, VALLURU, A.P.523 272



RISE KRISHNA SAI GANDHI GROUP OF INSTITUTIONS::ONGOLE

(Approved by AICTE-NEW DELHI, Affiliated to JNTUK KAKINADA)

NH-16, Valluru-523272, Ongole, Prakasam (District), A.P


INTERNAL QUALITY ASSURANCE CELL (IQAC)

ANALYSIS OF STUDENT FEEDBACK ON CURRICULUM

| | |
|-------------------------------|--------------------------------|
| Programme Name: B.Tech | Academic Year:2018-2019 |
| Department Name:ECE | Year/Semester:I-II |

| S.No | Question | Excellent | Very Good | Good | Average | Poor |
|------|--|-----------|-----------|------|---------|------|
| 1 | How relevant do you find the course content in relation to current industry standards and practices? | 108 | 4 | 2 | 0 | 0 |
| 2 | How would you rate the teaching quality of the faculty in your department? | 107 | 6 | 1 | 0 | 0 |
| 3 | How do you rate the lab sessions and practicals effective in complementing the theoretical knowledge you gain in lectures? | 106 | 5 | 3 | 0 | 0 |
| 4 | How would you rate the availability and quality of learning resources (e.g., library, online materials, software)? | 110 | 3 | 1 | 0 | 0 |
| 5 | How will you rate the timely and constructive feedback on your assignments and exams? | 110 | 2 | 2 | 0 | 0 |
| 6 | How did you rate the approach of faculty members outside of classroom hours for doubts and discussions? | 111 | 2 | 1 | 0 | 0 |
| 7 | How will you rate the opportunities for students to engage in research projects or internships? | 110 | 2 | 2 | 0 | 0 |
| 8 | Rate the curriculum and its updates to keep pace with technological advancements and industry needs? | 105 | 5 | 4 | 0 | 0 |
| 9 | How would you rate the balance between academic studies and opportunities for extracurricular activities? | 107 | 5 | 2 | 0 | 0 |
| 10 | Considering all factors, how will you rate the satisfaction with the academic performance and environment of the college? | 109 | 3 | 2 | 0 | 0 |


IQAC Co-ordinator
RISE Krishna Sai Gandhi Group
of Institutions, Valluru 523 272

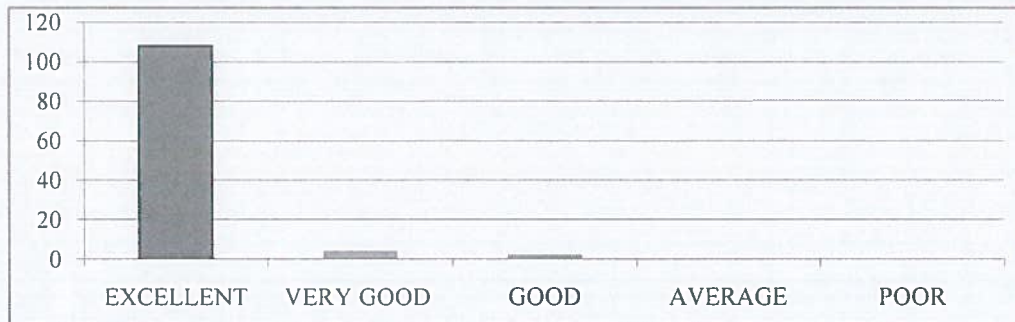

HOD
HEAD OF THE DEPARTMENT
Dept Of S & H
RISE Krishna Sai Gandhi Group
of Institutions, VALLURU, A.P.523 272

**INTERNAL QUALITY ASSURANCE CELL (IQAC)
ANALYSIS OF STUDENT FEEDBACK ON CURRICULUM**

| Programme Name | Department Name | Academic Year | Semester |
|----------------|-----------------|---------------|----------|
| B.Tech | ECE | 2018-2019 | II |

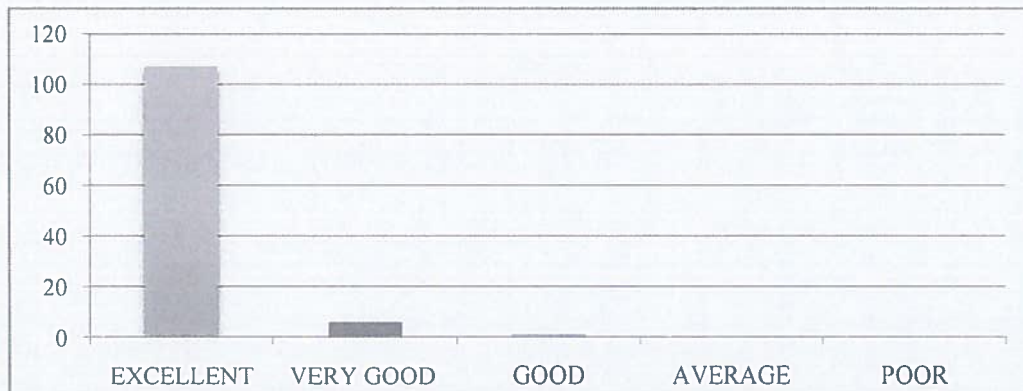
1. How relevant do you find the course content in relation to current industry standards and practices?

| EXCELLENT | VERY GOOD | GOOD | AVERAGE | POOR |
|-----------|-----------|------|---------|------|
| 108 | 4 | 2 | 0 | 0 |



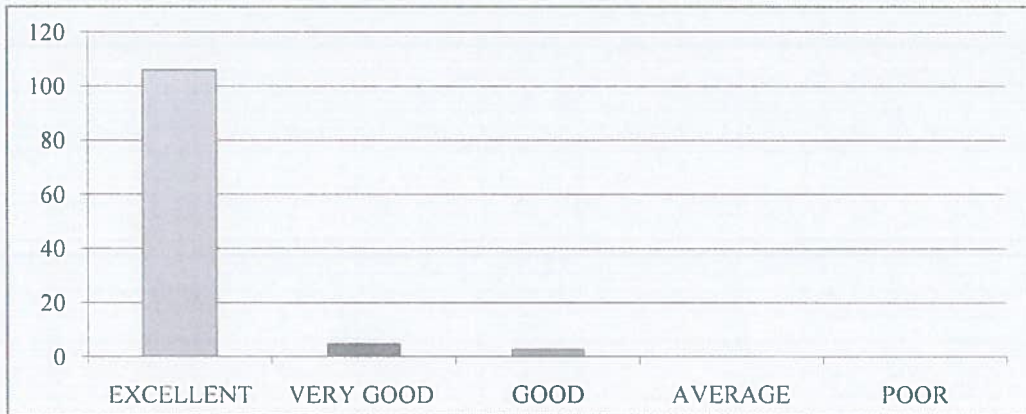
2. How would you rate the teaching quality of the faculty in your department?

| EXCELLENT | VERY GOOD | GOOD | AVERAGE | POOR |
|-----------|-----------|------|---------|------|
| 107 | 6 | 1 | 0 | 0 |



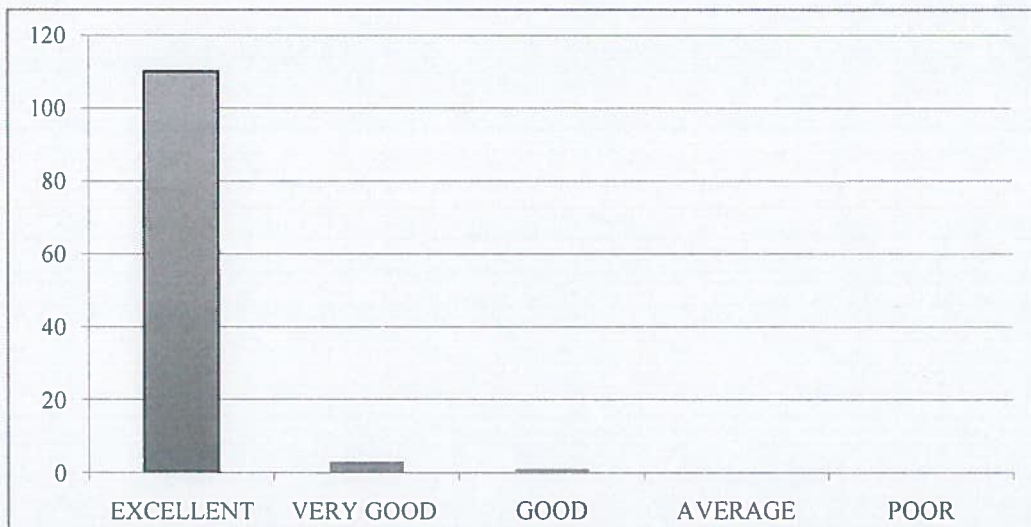
3. How do you rate the lab sessions and practicals effective in complementing the theoretical knowledge you gain in lectures?

| EXCELLENT | VERY GOOD | GOOD | AVERAGE | POOR |
|-----------|-----------|------|---------|------|
| 106 | 5 | 3 | 0 | 0 |



4. How do you rate the availability and quality of learning resources (e.g., library, online materials, software)?

| EXCELLENT | VERY GOOD | GOOD | AVERAGE | POOR |
|-----------|-----------|------|---------|------|
| 110 | 3 | 1 | 0 | 0 |



5. How will you rate the timely and constructive feedback on your assignments and exams?

| EXCELLENT | VERY GOOD | GOOD | AVERAGE | POOR |
|-----------|-----------|------|---------|------|
| 110 | 2 | 2 | 0 | 0 |




6. How did you rate the approach of faculty members outside of classroom hours for doubts and discussions?

| EXCELLENT | VERY GOOD | GOOD | AVERAGE | POOR |
|-----------|-----------|------|---------|------|
| 111 | 2 | 1 | 0 | 0 |



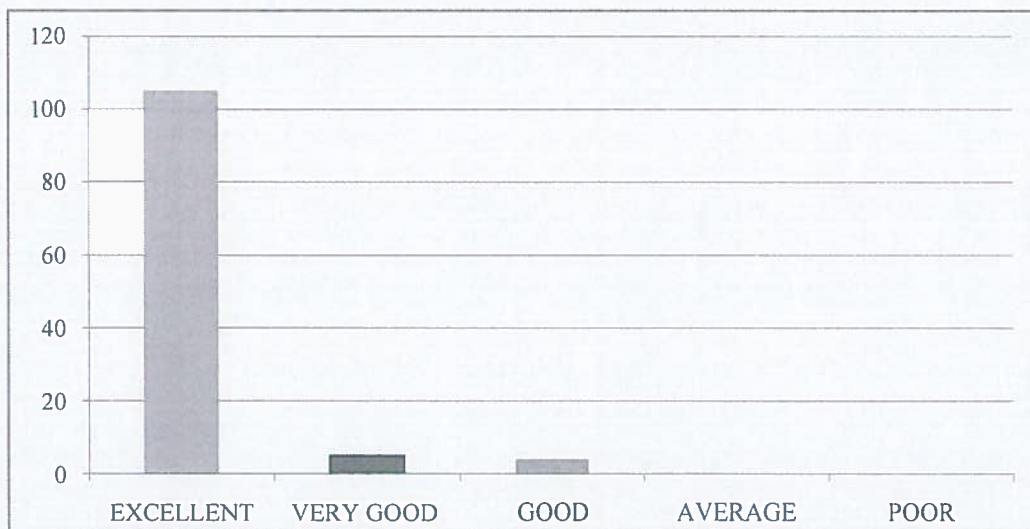
7. How will you rate the opportunities for students to engage in research projects or internships?

| EXCELLENT | VERY GOOD | GOOD | AVERAGE | POOR |
|-----------|-----------|------|---------|------|
| 110 | 2 | 2 | 0 | 0 |




8. Rate the curriculum and its updates to keep pace with technological advancements and industry needs?

| EXCELLENT | VERY GOOD | GOOD | AVERAGE | POOR |
|-----------|-----------|------|---------|------|
| 105 | 5 | 4 | 0 | 0 |



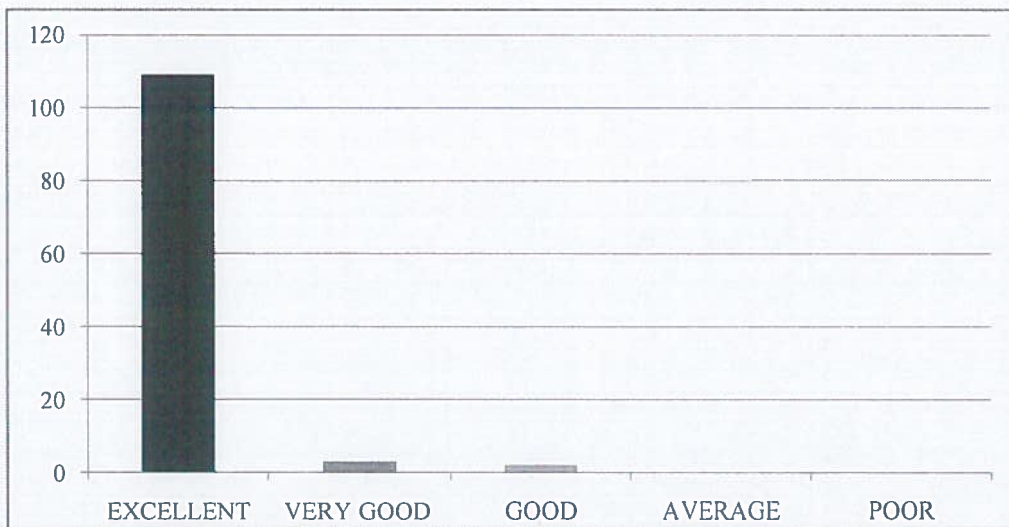
9. How would you rate the balance between academic studies and opportunities for extracurricular activities?

| EXCELLENT | VERY GOOD | GOOD | AVERAGE | POOR |
|-----------|-----------|------|---------|------|
| 107 | 5 | 2 | 0 | 0 |



10. Considering all factors, how will you rate the satisfaction with the academic performance and environment of the college?

| EXCELLENT | VERY GOOD | GOOD | AVERAGE | POOR |
|-----------|-----------|------|---------|------|
| 109 | 3 | 2 | 0 | 0 |





RISE KRISHNA SAI GANDHI GROUP OF INSTITUTIONS::ONGOLE

(Approved by AICTE-NEW DELHI, Affiliated to JNTUK KAKINADA)

NH-16, Valluru-523272, Ongole, Prakasam (District), A.P

INTERNAL QUALITY ASSURANCE CELL (IQAC)

REPORT ON STUDENT FEEDBACK ANALYSIS ON CURRICULUM

| | |
|------------------------------|--------------------------------|
| Program Name : B.TECH | Academic Year : 2018-19 |
| Department Name : ECE | Year/Semester : I-II |

1. How relevant do you find the course content in relation to current industry standards and practices?.

From the analysis report, it was observed that 94.74% of the students rated excellent about the course content in relation to current industry standards and practices, 3.51% of the students rated very good & 1.75% of the students rated it good.

2. How would you rate the teaching quality of the faculty in your department?

From the analysis report, it was observed that 93.86% of the students rated excellent about the teaching quality of the faculty in the department and practices, 5.26% of the students rated very good & 0.88% of the students rated it good.

3. How do you rate the lab sessions and practicals effective in complementing the theoretical knowledge you gain in lectures?

From the analysis report, it was observed that 92.98% of the students rated excellent about the lab sessions and practicals effective in complementing the theoretical knowledge gain in lectures, 4.39% of the students rated very good & 2.63% of the students rated it good.

4. How would you rate the availability and quality of learning resources (e.g., library, online materials, software)?

From the analysis report, it was observed that 96.49% of the students rated excellent about the availability and quality of learning resources, 2.63% of the students rated very good & 0.88% of the students rated it good.

5. How will you rate the timely and constructive feedback on your assignments and exams?

From the analysis report, it was observed that 96.49% of the students rated excellent about the timely and constructive feedback on assignments and exams, 1.75% of the students rated very good & 1.75% of the students rated it good.

6. How did you rate the approach of faculty members outside of classroom hours for doubts and discussions?

From the analysis report, it was observed that 97.37% of the students rated excellent about the approach of faculty members outside of classroom hours for doubts and discussions, 1.75% of the students rated very good & 0.88% of the students rated it good.

7. How will you rate the opportunities for students to engage in research projects or internships?

From the analysis report, it was observed that 96.49% of the students rated excellent about the opportunities for students to engage in research projects or internships, 1.75% of the students rated very good & 1.75% of the students rated it good.

8. Rate the curriculum and its updates to keep pace with technological advancements and industry needs?

From the analysis report, it was observed that 92.11% of the students rated excellent about the curriculum and its updates to keep pace with technological advancements and industry needs, 4.39% of the students rated very good & 3.51% of the students rated it good.


9. How would you rate the balance between academic studies and opportunities for extracurricular activities?


From the analysis report, it was observed that 93.86% of the students rated excellent about the balance between academic studies and opportunities for extracurricular activities, 4.39% of the students rated very good & 1.75% of the students rated it good.

10. Considering all factors, how will you rate the satisfaction with the academic performance and environment of the college?

From the analysis report, it was observed that 95.61% of the students rated excellent about overall satisfaction with the academic performance and environment of the college, 2.63% of the students rated very good & 1.75% of the students rated it good.


COORDINATOR


IQAC Co-ordinator
RISE Krishna Sai Gandhi Group
of Institutions, Valluru 523 272


HOD
HEAD OF THE DEPARTMENT
Dept Of S & H
RISE Krishna Sai Gandhi Group
of Institutions, VALLURU, A.P. 523 272



RISE KRISHNA SAI GANDHI GROUP OF INSTITUTIONS::ONGOLE

(Approved by AICTE-NEW DELHI, Affiliated to JNTUK KAKINADA)

NH-16, Valluru-523272, Ongole, Prakasam (District), A.P

INTERNAL QUALITY ASSURANCE CELL (IQAC)

ANALYSIS OF STUDENT FEEDBACK ON AMBIENCE

| | |
|------------------------|-------------------------|
| Programme Name: B.Tech | Academic Year:2018-2019 |
| Department Name:ECE | Year/Semester:I-II |

| S.No | Question | Excellent | Very Good | Good | Average | Poor |
|------|---|-----------|-----------|------|---------|------|
| 1 | How would you rate the overall cleanliness and maintenance of the campus? | 110 | 4 | 0 | 0 | 0 |
| 2 | How would you rate the classrooms and lecture halls well-equipped and conducive to learning? | 106 | 4 | 4 | 0 | 0 |
| 3 | How would you rate the availability and condition of recreational facilities (e.g., sports grounds, gym)? | 105 | 5 | 4 | 0 | 0 |
| 4 | How would you rate the library facilities and resources? | 112 | 2 | 0 | 0 | 0 |
| 5 | How would you describe the overall ambience of the campus in terms of aesthetics (landscaping, architecture, etc.)? | 108 | 5 | 1 | 0 | 0 |
| 6 | How would you rate the adequate measures in place for emergency situations (fire, medical emergencies, etc.)? | 113 | 2 | 0 | 0 | 0 |
| 7 | How would you describe the overall social environment of the college? | 106 | 5 | 3 | 0 | 0 |
| 8 | How would you rate the classroom environment in terms of promoting active learning and participation? | 105 | 5 | 4 | 0 | 0 |
| 9 | How would you rate the availability and quality of technological resources (labs, software, etc.) in the college? | 110 | 4 | 0 | 0 | 0 |
| 10 | How would you rate the opportunities for students to engage in extracurricular activities and clubs? | 104 | 6 | 4 | 0 | 0 |

Elg.
IQAC Co-ordinator
RISE Krishna Sai Gandhi Group
of Institutions, Valluru 523 272

D. Madhu
HOD
HEAD OF THE DEPARTMENT
Dept Of S & H
RISE Krishna Sai Gandhi Group
of Institutions, VALLURU, A.P. 523 272

**INTERNAL QUALITY ASSURANCE CELL (IQAC)
ANALYSIS OF STUDENT FEEDBACK ON AMBIENCE**

| Programme Name | Department Name | Academic Year | Semester |
|----------------|-----------------|---------------|----------|
| B.Tech | ECE | 2018-2019 | II |

1. How would you rate the overall cleanliness and maintenance of the campus?

| EXCELLENT | VERY GOOD | GOOD | AVERAGE | POOR |
|-----------|-----------|------|---------|------|
| 110 | 4 | 0 | 0 | 0 |



2. How would you rate the classrooms and lecture halls well-equipped and conducive to learning?

| EXCELLENT | VERY GOOD | GOOD | AVERAGE | POOR |
|-----------|-----------|------|---------|------|
| 106 | 4 | 4 | 0 | 0 |



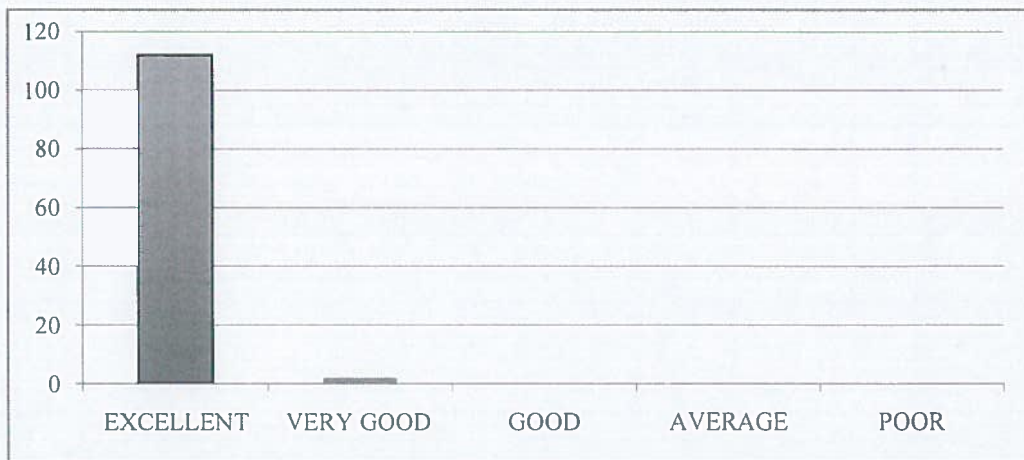
3. How would you rate the availability and condition of recreational facilities (e.g., sports grounds, gym)?

| EXCELLENT | VERY GOOD | GOOD | AVERAGE | POOR |
|-----------|-----------|------|---------|------|
| 105 | 5 | 4 | 0 | 0 |




4. How would you rate the library facilities and resources?

| EXCELLENT | VERY GOOD | GOOD | AVERAGE | POOR |
|-----------|-----------|------|---------|------|
| 112 | 2 | 0 | 0 | 0 |




5. How would you describe the overall ambiance of the campus in terms of aesthetics (landscaping, architecture, etc.)?

| EXCELLENT | VERY GOOD | GOOD | AVERAGE | POOR |
|-----------|-----------|------|---------|------|
| 108 | 5 | 1 | 0 | 0 |



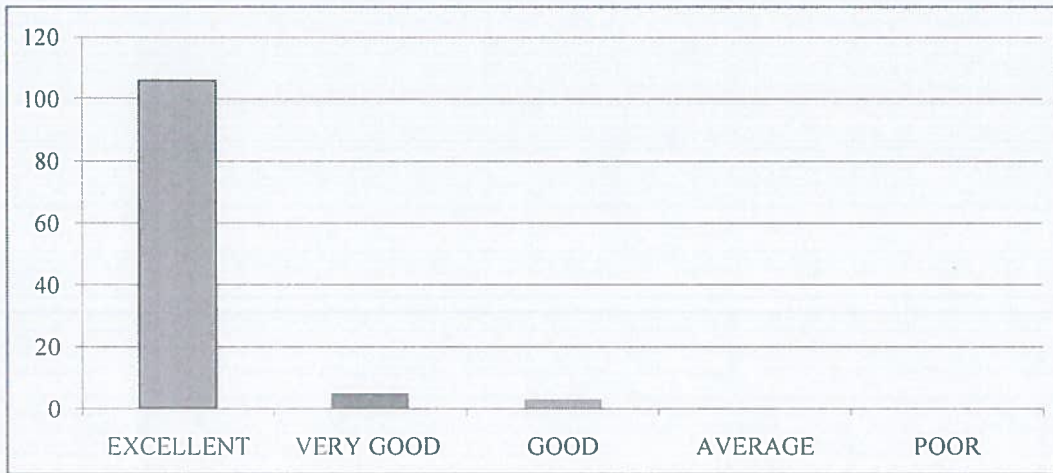
6. How would you rate the adequate measures in place for emergency situations (fire, medical emergencies, etc.)?

| EXCELLENT | VERY GOOD | GOOD | AVERAGE | POOR |
|-----------|-----------|------|---------|------|
| 113 | 2 | 0 | 0 | 0 |



7. How would you describe the overall social environment of the college?

| EXCELLENT | VERY GOOD | GOOD | AVERAGE | POOR |
|-----------|-----------|------|---------|------|
| 106 | 5 | 3 | 0 | 0 |



8. How would you rate the classroom environment in terms of promoting active learning and participation?

| EXCELLENT | VERY GOOD | GOOD | AVERAGE | POOR |
|-----------|-----------|------|---------|------|
| 105 | 5 | 4 | 0 | 0 |



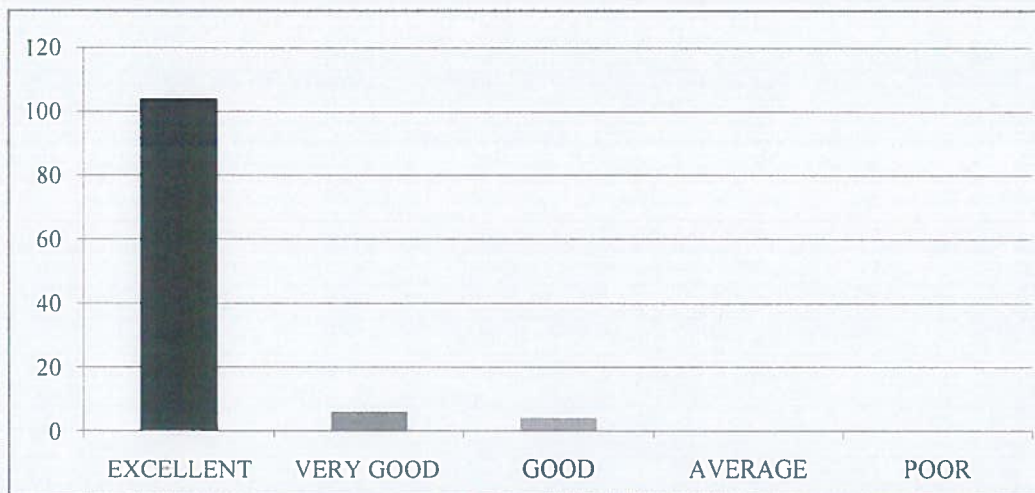
9. How would you rate the availability and quality of technological resources (labs, software, etc.) in the college?

| EXCELLENT | VERY GOOD | GOOD | AVERAGE | POOR |
|-----------|-----------|------|---------|------|
| 110 | 4 | 0 | 0 | 0 |



10. How would you rate the opportunities for students to engage in extracurricular activities and clubs?

| EXCELLENT | VERY GOOD | GOOD | AVERAGE | POOR |
|-----------|-----------|------|---------|------|
| 104 | 6 | 4 | 0 | 0 |





RISE KRISHNA SAI GANDHI GROUP OF INSTITUTIONS::ONGOLE
(Approved by AICTE-NEW DELHI, Affiliated to JNTUK KAKINADA)
NH-16, Valluru-523272, Ongole, Prakasam (District), A.P

INTERNAL QUALITY ASSURANCE CELL (IQAC)

REPORT ON STUDENT FEEDBACK ANALYSIS ON AMBIENCE

| | |
|-----------------------|-------------------------|
| Program Name : B.TECH | Academic Year : 2018-19 |
| Department Name : ECE | Year/Semester : I-II |

1. How would you rate the overall cleanliness and maintenance of the campus?

From the analysis report, it was observed that 96.49% of the students rated excellent about the overall cleanliness and maintenance of the campus & 3.51% of the students rated very good.

2. How would you rate the classrooms and lecture halls well-equipped and conducive to learning?

From the analysis report, it was observed that 92.98% of the students rated excellent about the classrooms and lecture halls well-equipped and conducive to learning, 3.51% of the students rated very good & 3.51% of the students rated it good.

3. How would you rate the availability and condition of recreational facilities (e.g., sports grounds, gym)?

From the analysis report, it was observed that 92.11% of the students rated excellent about the availability and condition of recreational facilities, 4.39% of the students rated very good & 3.51% of the students rated it good.

4. How would you rate the library facilities and resources?

From the analysis report, it was observed that 98.25% of the students rated excellent about the library facilities and resources & 1.75% of the students rated very good.

5. How would you describe the overall ambience of the campus in terms of aesthetics (landscaping, architecture, etc.)?

From the analysis report, it was observed that 94.74% of the students rated excellent about the overall ambience of the campus in terms of aesthetics, 4.39% of the students rated very good & 0.88% of the students rated it good.

6. How would you rate the adequate measures in place for emergency situations (fire, medical emergencies, etc.)?

From the analysis report, it was observed that 98.26% of the students rated excellent about the adequate measures in place for emergency situations & 1.74% of the students rated very good.

7. How would you describe the overall social environment of the college?

From the analysis report, it was observed that 92.98% of the students rated excellent about the overall social environment of the college, 4.39% of the students rated very good & 2.63% of the students rated it good.

8. How would you rate the classroom environment in terms of promoting active learning and participation?

From the analysis report, it was observed that 92.11% of the students rated excellent about the classroom environment in terms of promoting active learning and participation, 4.39% of the students rated very good & 3.51% of the students rated it good.


9. How would you rate the availability and quality of technological resources (labs, software, etc.) in the college?


From the analysis report, it was observed that 96.49% of the students rated excellent about the availability and quality of technological resources in the college & 3.51% of the students rated very good.

10. How would you rate the opportunities for students to engage in extracurricular activities and clubs?

From the analysis report, it was observed that 91.23% of the students rated excellent about the opportunities for students to engage in extracurricular activities and clubs, 5.26% of the students rated very good & 3.51% of the students rated it good.


COORDINATOR


IQAC Co-ordinator
RISE Krishna Sai Gandhi Group
of Institutions, Valluru 523 272


HOD
HEAD OF THE DEPARTMENT
Dept Of S & H
RISE Krishna Sai Gandhi Group
of Institutions, VALLURU, A.P. 523 272



RISE KRISHNA SAI GANDHI GROUP OF INSTITUTIONS::ONGOLE

(Approved by AICTE-NEW DELHI, Affiliated to JNTUK KAKINADA)

NH-16, Valluru-523272, Ongole, Prakasam (District), A.P


INTERNAL QUALITY ASSURANCE CELL (IQAC)

ANALYSIS OF STUDENT FEEDBACK ON CURRICULUM

| | |
|------------------------|--------------------------|
| Programme Name: B.Tech | Academic Year: 2018-2019 |
| Department Name: CSE | Year/Semester: I-II |

| S.No | Question | Excellent | Very Good | Good | Average | Poor |
|------|--|-----------|-----------|------|---------|------|
| 1 | How relevant do you find the course content in relation to current industry standards and practices? | 106 | 4 | 0 | 0 | 0 |
| 2 | How would you rate the teaching quality of the faculty in your department? | 105 | 3 | 2 | 0 | 0 |
| 3 | How do you rate the lab sessions and practicals effective in complementing the theoretical knowledge you gain in lectures? | 103 | 4 | 3 | 0 | 0 |
| 4 | How would you rate the availability and quality of learning resources (e.g., library, online materials, software)? | 106 | 2 | 2 | 0 | 0 |
| 5 | How will you rate the timely and constructive feedback on your assignments and exams? | 104 | 4 | 2 | 0 | 0 |
| 6 | How did you rate the approach of faculty members outside of classroom hours for doubts and discussions? | 106 | 4 | 0 | 0 | 0 |
| 7 | How will you rate the opportunities for students to engage in research projects or internships? | 103 | 5 | 2 | 0 | 0 |
| 8 | Rate the curriculum and its updates to keep pace with technological advancements and industry needs? | 106 | 3 | 1 | 0 | 0 |
| 9 | How would you rate the balance between academic studies and opportunities for extracurricular activities? | 105 | 3 | 2 | 0 | 0 |
| 10 | Considering all factors, how will you rate the satisfaction with the academic performance and environment of the college? | 104 | 3 | 3 | 0 | 0 |


IQAC Co-ordinator
RISE Krishna Sai Gandhi Group
of Institutions, Valluru 523 272


HOD
HEAD OF THE DEPARTMENT
Dept Of S & H
RISE Krishna Sai Gandhi Group
of Institutions, VALLURU, A.P.523 272

**INTERNAL QUALITY ASSURANCE CELL (IQAC)
ANALYSIS OF STUDENT FEEDBACK ON CURRICULUM**

| Programme Name | Department Name | Academic Year | Semester |
|----------------|-----------------|---------------|----------|
| B.Tech | CSE | 2018-2019 | II |


1. How relevant do you find the course content in relation to current industry standards and practices?

| EXCELLENT | VERY GOOD | GOOD | AVERAGE | POOR |
|-----------|-----------|------|---------|------|
| 106 | 4 | 0 | 0 | 0 |



2. How would you rate the teaching quality of the faculty in your department?

| EXCELLENT | VERY GOOD | GOOD | AVERAGE | POOR |
|-----------|-----------|------|---------|------|
| 105 | 3 | 2 | 0 | 0 |



3. How do you rate the lab sessions and practicals effective in complementing the theoretical knowledge you gain in lectures?

| EXCELLENT | VERY GOOD | GOOD | AVERAGE | POOR |
|-----------|-----------|------|---------|------|
| 103 | 4 | 3 | 0 | 0 |




4. How do you rate the availability and quality of learning resources (e.g., library, online materials, software)?

| EXCELLENT | VERY GOOD | GOOD | AVERAGE | POOR |
|-----------|-----------|------|---------|------|
| 106 | 2 | 2 | 0 | 0 |




5. How will you rate the timely and constructive feedback on your assignments and exams?

| EXCELLENT | VERY GOOD | GOOD | AVERAGE | POOR |
|-----------|-----------|------|---------|------|
| 104 | 4 | 2 | 0 | 0 |



6. How did you rate the approach of faculty members outside of classroom hours for doubts and discussions?

| EXCELLENT | VERY GOOD | GOOD | AVERAGE | POOR |
|-----------|-----------|------|---------|------|
| 106 | 4 | 0 | 0 | 0 |



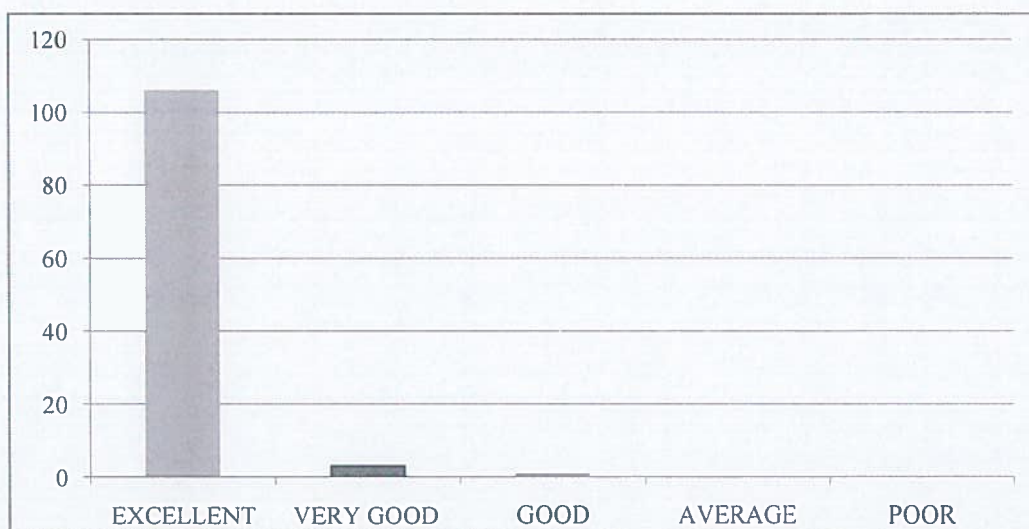
7. How will you rate the opportunities for students to engage in research projects or internships?

| EXCELLENT | VERY GOOD | GOOD | AVERAGE | POOR |
|-----------|-----------|------|---------|------|
| 103 | 5 | 2 | 0 | 0 |



8. Rate the curriculum and its updates to keep pace with technological advancements and industry needs?

| EXCELLENT | VERY GOOD | GOOD | AVERAGE | POOR |
|-----------|-----------|------|---------|------|
| 106 | 3 | 1 | 0 | 0 |



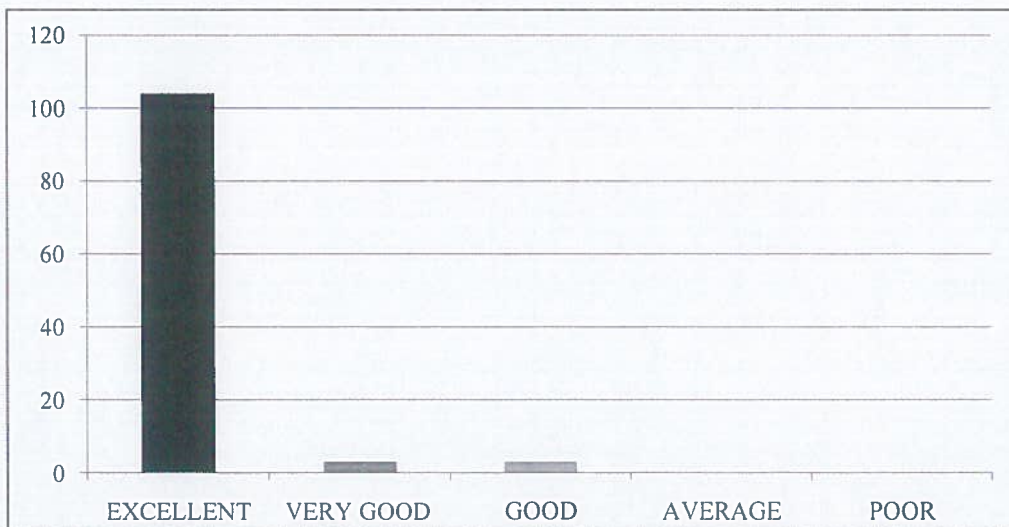
9. How would you rate the balance between academic studies and opportunities for extracurricular activities?

| EXCELLENT | VERY GOOD | GOOD | AVERAGE | POOR |
|-----------|-----------|------|---------|------|
| 105 | 3 | 2 | 0 | 0 |



10. Considering all factors, how will you rate the satisfaction with the academic performance and environment of the college?

| EXCELLENT | VERY GOOD | GOOD | AVERAGE | POOR |
|-----------|-----------|------|---------|------|
| 104 | 3 | 3 | 0 | 0 |





RISE KRISHNA SAI GANDHI GROUP OF INSTITUTIONS::ONGOLE

(Approved by AICTE-NEW DELHI, Affiliated to JNTUK KAKINADA)

NH-16, Valluru-523272, Ongole, Prakasam (District), A.P

INTERNAL QUALITY ASSURANCE CELL (IQAC)

REPORT ON STUDENT FEEDBACK ANALYSIS ON CURRICULUM

| | |
|-----------------------|-------------------------|
| Program Name : B.TECH | Academic Year : 2018-19 |
| Department Name : CSE | Year/Semester : I-II |

1. How relevant do you find the course content in relation to current industry standards and practices?.

From the analysis report, it was observed that 96.36% of the students rated excellent about the course content in relation to current industry standards and practices & 3.64% of the students rated very good.

2. How would you rate the teaching quality of the faculty in your department?

From the analysis report, it was observed that 95.45% of the students rated excellent about the teaching quality of the faculty in the department and practices, 2.73% of the students rated very good & 1.82% of the students rated it good.

3. How do you rate the lab sessions and practicals effective in complementing the theoretical knowledge you gain in lectures?

From the analysis report, it was observed that 93.64% of the students rated excellent about the lab sessions and practicals effective in complementing the theoretical knowledge gain in lectures, 3.64% of the students rated very good & 2.73% of the students rated it good.

4. How would you rate the availability and quality of learning resources (e.g., library, online materials, software)?

From the analysis report, it was observed that 96.36% of the students rated excellent about the availability and quality of learning resources, 1.82% of the students rated very good & 1.82% of the students rated it good.

5. How will you rate the timely and constructive feedback on your assignments and exams?

From the analysis report, it was observed that 94.55% of the students rated excellent about the timely and constructive feedback on assignments and exams, 3.64% of the students rated very good & 1.82% of the students rated it good.

6. How did you rate the approach of faculty members outside of classroom hours for doubts and discussions?

From the analysis report, it was observed that 96.36% of the students rated excellent about the approach of faculty members outside of classroom hours for doubts and discussions & 3.64% of the students rated very good.

7. How will you rate the opportunities for students to engage in research projects or internships?

From the analysis report, it was observed that 93.64% of the students rated excellent about the opportunities for students to engage in research projects or internships, 4.55% of the students rated very good & 1.82% of the students rated it good.

8. Rate the curriculum and its updates to keep pace with technological advancements and industry needs?

From the analysis report, it was observed that 96.36% of the students rated excellent about the curriculum and its updates to keep pace with technological advancements and industry needs, 2.73% of the students rated very good & 0.91% of the students rated it good.


9. How would you rate the balance between academic studies and opportunities for extracurricular activities?


From the analysis report, it was observed that 95.45% of the students rated excellent about the balance between academic studies and opportunities for extracurricular activities, 2.73% of the students rated very good & 1.82% of the students rated it good.

10. Considering all factors, how will you rate the satisfaction with the academic performance and environment of the college?

From the analysis report, it was observed that 94.55% of the students rated excellent about overall satisfaction with the academic performance and environment of the college, 2.73% of the students rated very good & 2.73% of the students rated it good.


COORDINATOR


IQAC Co-ordinator
RISE Krishna Sai Gandhi Group
of Institutions, Valluru 523 272


HOD
HEAD OF THE DEPARTMENT
Dept Of S & H
RISE Krishna Sai Gandhi Group
of Institutions, VALLURU, A.P.523 272



RISE KRISHNA SAI GANDHI GROUP OF INSTITUTIONS::ONGOLE

(Approved by AICTE-NEW DELHI, Affiliated to JNTUK KAKINADA)


NH-16, Valluru-523272, Ongole, Prakasam (District), A.P


INTERNAL QUALITY ASSURANCE CELL (IQAC)

ANALYSIS OF STUDENT FEEDBACK ON AMBIENCE

| | |
|-----------------------|-------------------------|
| Programme Name:B.Tech | Academic Year:2018-2019 |
| Department Name:CSE | Year/Semester:I-II |

| S.No | Question | Excellent | Very Good | Good | Average | Poor |
|------|---|-----------|-----------|------|---------|------|
| 1 | How would you rate the overall cleanliness and maintenance of the campus? | 105 | 3 | 2 | 0 | 0 |
| 2 | How would you rate the classrooms and lecture halls well-equipped and conducive to learning? | 104 | 3 | 3 | 0 | 0 |
| 3 | How would you rate the availability and condition of recreational facilities (e.g., sports grounds, gym)? | 102 | 5 | 3 | 0 | 0 |
| 4 | How would you rate the library facilities and resources? | 106 | 2 | 2 | 0 | 0 |
| 5 | How would you describe the overall ambience of the campus in terms of aesthetics (landscaping, architecture, etc.)? | 103 | 4 | 3 | 0 | 0 |
| 6 | How would you rate the adequate measures in place for emergency situations (fire, medical emergencies, etc.)? | 108 | 2 | 0 | 0 | 0 |
| 7 | How would you describe the overall social environment of the college? | 101 | 5 | 4 | 0 | 0 |
| 8 | How would you rate the classroom environment in terms of promoting active learning and participation? | 104 | 3 | 3 | 0 | 0 |
| 9 | How would you rate the availability and quality of technological resources (labs, software, etc.) in the college? | 105 | 5 | 0 | 0 | 0 |
| 10 | How would you rate the opportunities for students to engage in extracurricular activities and clubs? | 103 | 4 | 3 | 0 | 0 |


IQAC Co-ordinator
RISE Krishna Sai Gandhi Group
of Institutions, Valluru 523 272

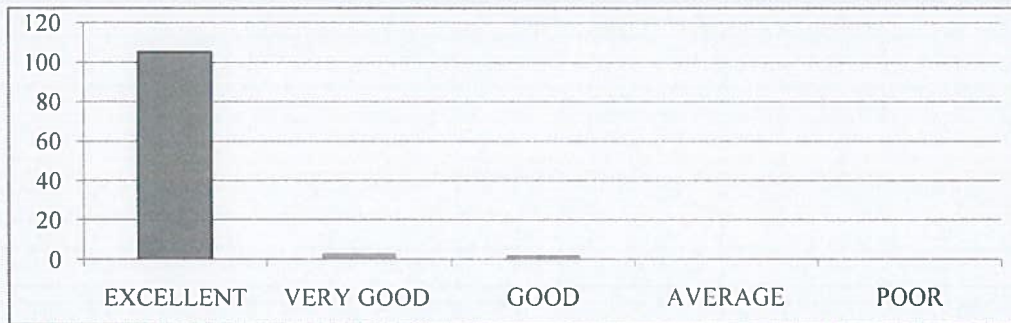

HEAD OF THE DEPARTMENT
Dept Of S & H
RISE Krishna Sai Gandhi Group
of Institutions, VALLURU, A.P.523 272

**INTERNAL QUALITY ASSURANCE CELL (IQAC)
ANALYSIS OF STUDENT FEEDBACK ON AMBIENCE**

| Programme Name | Department Name | Academic Year | Semester |
|----------------|-----------------|---------------|----------|
| B.Tech | CSE | 2018-2019 | II |

1. How would you rate the overall cleanliness and maintenance of the campus?

| EXCELLENT | VERY GOOD | GOOD | AVERAGE | POOR |
|-----------|-----------|------|---------|------|
| 105 | 3 | 2 | 0 | 0 |



2. How would you rate the classrooms and lecture halls well-equipped and conducive to learning?

| EXCELLENT | VERY GOOD | GOOD | AVERAGE | POOR |
|-----------|-----------|------|---------|------|
| 104 | 3 | 3 | 0 | 0 |



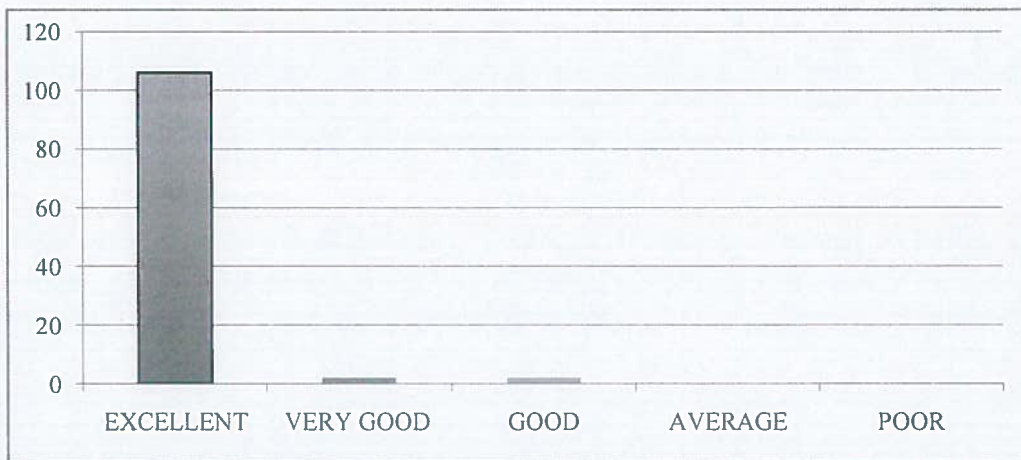
3. How would you rate the availability and condition of recreational facilities (e.g., sports grounds, gym)?

| EXCELLENT | VERY GOOD | GOOD | AVERAGE | POOR |
|-----------|-----------|------|---------|------|
| 102 | 5 | 3 | 0 | 0 |



4. How would you rate the library facilities and resources?

| EXCELLENT | VERY GOOD | GOOD | AVERAGE | POOR |
|-----------|-----------|------|---------|------|
| 106 | 2 | 2 | 0 | 0 |




5. How would you describe the overall ambiance of the campus in terms of aesthetics (landscaping, architecture, etc.)?

| EXCELLENT | VERY GOOD | GOOD | AVERAGE | POOR |
|-----------|-----------|------|---------|------|
| 103 | 4 | 3 | 0 | 0 |



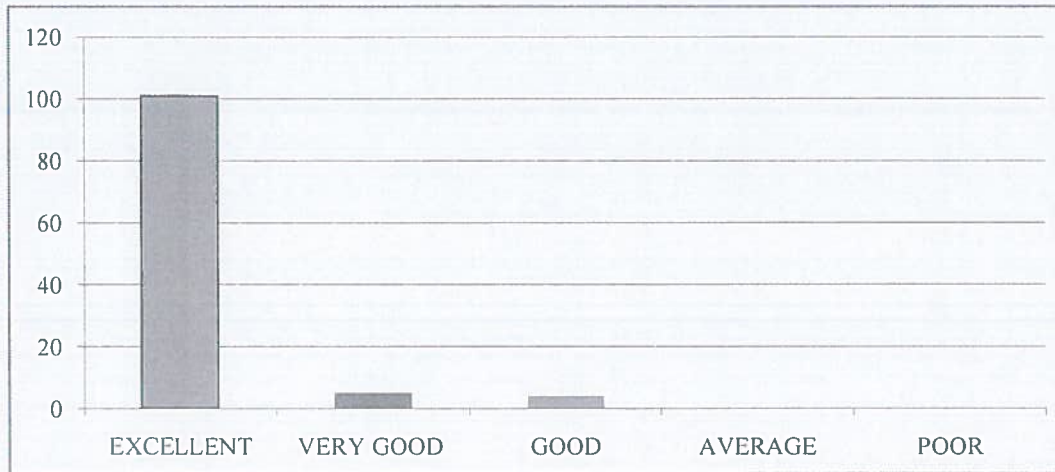
6. How would you rate the adequate measures in place for emergency situations (fire, medical emergencies, etc.)?

| EXCELLENT | VERY GOOD | GOOD | AVERAGE | POOR |
|-----------|-----------|------|---------|------|
| 108 | 2 | 0 | 0 | 0 |



7. How would you describe the overall social environment of the college?

| EXCELLENT | VERY GOOD | GOOD | AVERAGE | POOR |
|-----------|-----------|------|---------|------|
| 101 | 5 | 4 | 0 | 0 |



8. How would you rate the classroom environment in terms of promoting active learning and participation?

| EXCELLENT | VERY GOOD | GOOD | AVERAGE | POOR |
|-----------|-----------|------|---------|------|
| 104 | 3 | 3 | 0 | 0 |



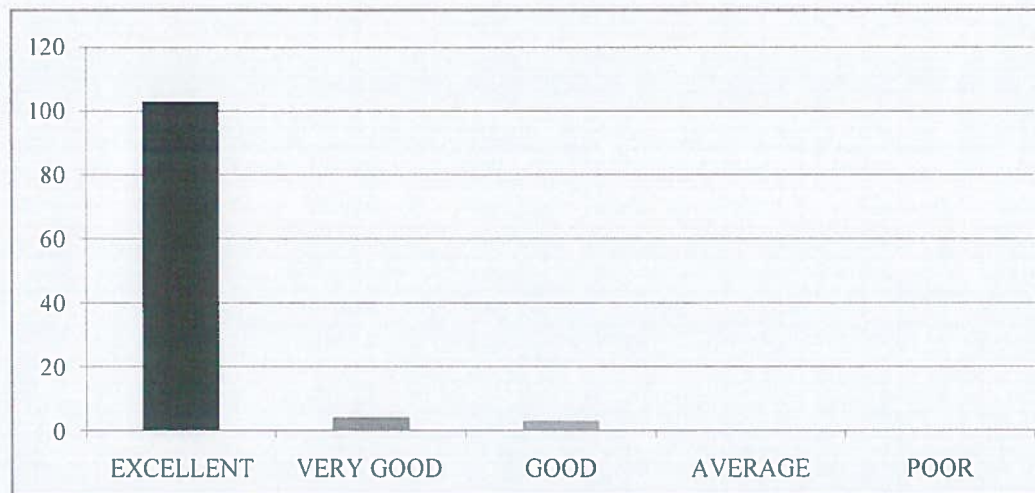
9. How would you rate the availability and quality of technological resources (labs, software, etc.) in the college?

| EXCELLENT | VERY GOOD | GOOD | AVERAGE | POOR |
|-----------|-----------|------|---------|------|
| 105 | 5 | 0 | 0 | 0 |



10. How would you rate the opportunities for students to engage in extracurricular activities and clubs?

| EXCELLENT | VERY GOOD | GOOD | AVERAGE | POOR |
|-----------|-----------|------|---------|------|
| 103 | 4 | 3 | 0 | 0 |





RISE KRISHNA SAI GANDHI GROUP OF INSTITUTIONS::ONGOLE
(Approved by AICTE-NEW DELHI, Affiliated to JNTUK KAKINADA)
NH-16, Valluru-523272, Ongole, Prakasam (District), A.P

INTERNAL QUALITY ASSURANCE CELL (IQAC)

REPORT ON STUDENT FEEDBACK ANALYSIS ON AMBIENCE

| | |
|-----------------------|-------------------------|
| Program Name : B.TECH | Academic Year : 2018-19 |
| Department Name : CSE | Year/Semester : I-II |

1. How would you rate the overall cleanliness and maintenance of the campus?

From the analysis report, it was observed that 95.45% of the students rated excellent about the overall cleanliness and maintenance of the campus, 2.73% of the students rated very good & 1.82% of the students rated it good.

2. How would you rate the classrooms and lecture halls well-equipped and conducive to learning?

From the analysis report, it was observed that 94.55% of the students rated excellent about the classrooms and lecture halls well-equipped and conducive to learning, 2.73% of the students rated very good & 2.73% of the students rated it good.

3. How would you rate the availability and condition of recreational facilities (e.g., sports grounds, gym)?

From the analysis report, it was observed that 92.73% of the students rated excellent about the availability and condition of recreational facilities, 4.55% of the students rated very good & 2.73% of the students rated it good.

4. How would you rate the library facilities and resources?

From the analysis report, it was observed that 96.36% of the students rated excellent about the library facilities and resources, 1.82% of the students rated very good & 1.82% of the students rated it good.

5. How would you describe the overall ambience of the campus in terms of aesthetics (landscaping, architecture, etc.)?

From the analysis report, it was observed that 93.64% of the students rated excellent about the overall ambience of the campus in terms of aesthetics, 3.64% of the students rated very good & 2.73% of the students rated it good.

6. How would you rate the adequate measures in place for emergency situations (fire, medical emergencies, etc.)?

From the analysis report, it was observed that 98.18% of the students rated excellent about the adequate measures in place for emergency situations & 1.82% of the students rated very good.

7. How would you describe the overall social environment of the college?

From the analysis report, it was observed that 91.82% of the students rated excellent about the overall social environment of the college, 4.55% of the students rated very good & 3.64% of the students rated it good.

8. How would you rate the classroom environment in terms of promoting active learning and participation?

From the analysis report, it was observed that 94.55% of the students rated excellent about the classroom environment in terms of promoting active learning and participation, 2.73% of the students rated very good & 2.73% of the students rated it good.


9. How would you rate the availability and quality of technological resources (labs, software, etc.) in the college?


From the analysis report, it was observed that 95.45% of the students rated excellent about the availability and quality of technological resources in the college & 4.55% of the students rated very good.

10. How would you rate the opportunities for students to engage in extracurricular activities and clubs?

From the analysis report, it was observed that 93.64% of the students rated excellent about the opportunities for students to engage in extracurricular activities and clubs, 3.64% of the students rated very good & 2.73% of the students rated it good.


COORDINATOR


IQAC Co-ordinator
RISE Krishna Sai Gandhi Group
of Institutions, Valluru 523 272


HEAD OF THE DEPARTMENT
Dept Of S & H
RISE Krishna Sai Gandhi Group
of Institutions, VALLURU, A.P. 523 272



RISE KRISHNA SAI GANDHI GROUP OF INSTITUTIONS::ONGOLE

(Approved by AICTE-NEW DELHI, Affiliated to JNTUK KAKINADA)
NH-16, Valluru-523272, Ongole, Prakasam (District), A.P

INTERNAL QUALITY ASSURANCE CELL (IQAC)

ANALYSIS OF STUDENT FEEDBACK ON CURRICULUM

| | |
|-----------------------------|---------------------------------|
| Program Name: B.TECH | Academic Year: 2018-2019 |
| Department Name: ECE | Year/Semester: II-II |

| S.No | Question | Excellent | Very Good | Good | Average | Poor |
|------|---|-----------|-----------|------|---------|------|
| 1 | How relevant do you find the course content in relation to current industry standards and practices?. | 108 | 4 | 2 | 0 | 0 |
| 2 | How would you rate the teaching quality of the faculty in your department?. | 105 | 6 | 3 | 0 | 0 |
| 3 | How do you rate the lab sessions and practicals effective in complementing the theoretical knowledge you gain in lectures?. | 106 | 6 | 2 | 0 | 0 |
| 4 | How would you rate the availability and quality of learning resources (e.g., library, online materials, software)? | 103 | 8 | 3 | 0 | 0 |
| 5 | How will you rate the timely and constructive feedback on your assignments and exams? | 105 | 8 | 1 | 0 | 0 |
| 6 | How did you rate the approach of faculty members outside of classroom hours for doubts and discussions?. | 107 | 6 | 1 | 0 | 0 |
| 7 | How will you rate the opportunities for students to engage in research projects or internships? | 105 | 7 | 2 | 0 | 0 |
| 8 | Rate the curriculum and its updates to keep pace with technological advancements and industry needs? | 109 | 3 | 2 | 0 | 0 |
| 9 | How would you rate the balance between academic studies and opportunities for extracurricular activities?. | 106 | 7 | 1 | 0 | 0 |
| 10 | Considering all factors, how will you rate the satisfaction with the academic performance and environment of the college? | 108 | 5 | 1 | 0 | 0 |

[Signature]

IQAC Co-ordinator
RISE Krishna Sai Gandhi Group
of Institutions, Valluru 523272

[Signature]
HOD

HEAD OF THE DEPARTMENT
Department of E.C.E.
RISE Krishna Sai Gandhi Group
of Institutions, VALLURU, A.P.-523 272

**INTERNAL QUALITY ASSURANCE CELL (IQAC)
ANALYSIS OF STUDENT FEEDBACK ON CURRICULUM**

| Programme Name | Department Name | Academic Year | Semester |
|----------------|-----------------|---------------|----------|
| B.Tech | ECE | 2018-19 | II-II |

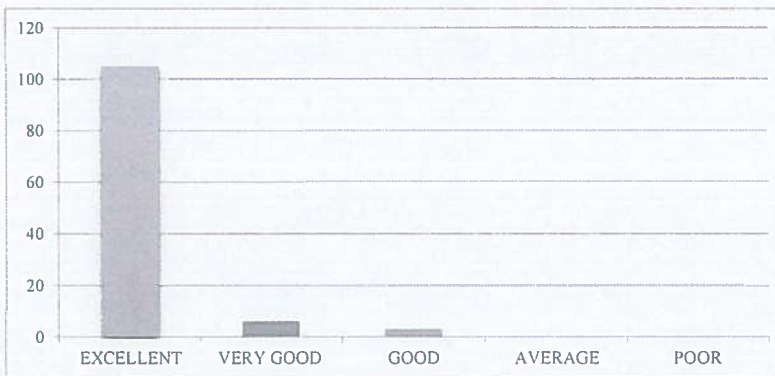
1. How relevant do you find the course content in relation to current industry standards and practices?.

| EXCELLENT | VERY GOOD | GOOD | AVERAGE | POOR |
|-----------|-----------|------|---------|------|
| 108 | 4 | 2 | 0 | 0 |



2. How would you rate the teaching quality of the faculty in your department?.

| EXCELLENT | VERY GOOD | GOOD | AVERAGE | POOR |
|-----------|-----------|------|---------|------|
| 105 | 6 | 3 | 0 | 0 |



3. How do you rate the lab sessions and practicals effective in complementing the theoretical knowledge you gain in lectures?.

| EXCELLENT | VERY GOOD | GOOD | AVERAGE | POOR |
|-----------|-----------|------|---------|------|
| 106 | 6 | 2 | 0 | 0 |



4. How would you rate the availability and quality of learning resources (e.g., library, online materials, software)?

| EXCELLENT | VERY GOOD | GOOD | AVERAGE | POOR |
|-----------|-----------|------|---------|------|
| 103 | 8 | 3 | 0 | 0 |



5. How will you rate the timely and constructive feedback on your assignments and exams?

| EXCELLENT | VERY GOOD | GOOD | AVERAGE | POOR |
|-----------|-----------|------|---------|------|
| 105 | 8 | 1 | 0 | 0 |



6. How did you rate the approach of faculty members outside of classroom hours for doubts and discussions?.

| EXCELLENT | VERY GOOD | GOOD | AVERAGE | POOR |
|-----------|-----------|------|---------|------|
| 107 | 6 | 1 | 0 | 0 |



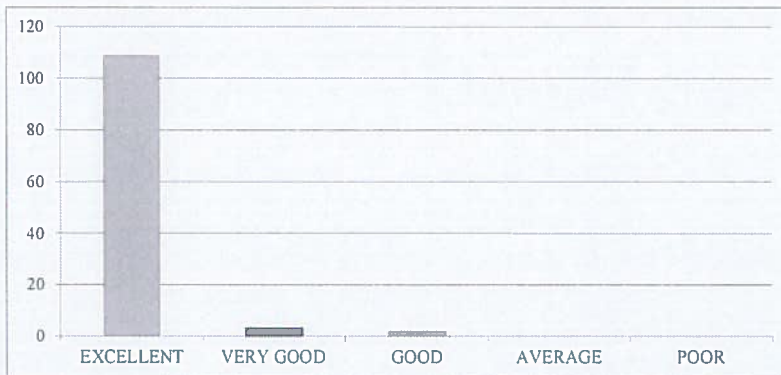
7. How will you rate the opportunities for students to engage in research projects or internships?

| EXCELLENT | VERY GOOD | GOOD | AVERAGE | POOR |
|-----------|-----------|------|---------|------|
| 105 | 7 | 2 | 0 | 0 |



8. Rate the curriculum and its updates to keep pace with technological advancements and industry needs?.

| EXCELLENT | VERY GOOD | GOOD | AVERAGE | POOR |
|-----------|-----------|------|---------|------|
| 109 | 3 | 2 | 0 | 0 |



9. How would you rate the balance between academic studies and opportunities for extracurricular activities?

| EXCELLENT | VERY GOOD | GOOD | AVERAGE | POOR |
|-----------|-----------|------|---------|------|
| 106 | 7 | 1 | 0 | 0 |



10. Considering all factors, how will you rate the satisfaction with the academic performance and environment of the college?

| EXCELLENT | VERY GOOD | GOOD | AVERAGE | POOR |
|-----------|-----------|------|---------|------|
| 108 | 5 | 1 | 0 | 0 |





RISE KRISHNA SAI GANDHI GROUP OF INSTITUTIONS::ONGOLE

(Approved by AICTE-NEW DELHI, Affiliated to JNTUK KAKINADA)

NH-16, Valluru-523272, Ongole, Prakasam (District), A.P

INTERNAL QUALITY ASSURANCE CELL (IQAC)

REPORT ON STUDENT FEEDBACK ANALYSIS ON CURRICULUM

| | |
|-----------------------------|---------------------------------|
| Program Name: B.TECH | Academic Year: 2018-2019 |
| Department Name: ECE | Year/Semester: II-II |

1. How relevant do you find the course content in relation to current industry standards and practices?.

From the analysis report, it was observed that 94.74% of the students rated excellent about the course content in relation to current industry standards and practices, 3.51% of the students rated very good & 1.75% of the students rated it good.

2. How would you rate the teaching quality of the faculty in your department?

From the analysis report, it was observed that 92.11% of the students rated excellent about the teaching quality of the faculty in the department and practices, 5.26% of the students rated very good & 2.63% of the students rated it good.

3. How do you rate the lab sessions and practicals effective in complementing the theoretical knowledge you gain in lectures?

From the analysis report, it was observed that 92.98% of the students rated excellent about the lab sessions and practicals effective in complementing the theoretical knowledge gain in lectures, 5.26% of the students rated very good & 1.75% of the students rated it good.

4. How would you rate the availability and quality of learning resources (e.g., library, online materials, software)?

From the analysis report, it was observed that 90.35% of the students rated excellent about the availability and quality of learning resources, 7.02% of the students rated very good & 2.63% of the students rated it good.

5. How will you rate the timely and constructive feedback on your assignments and exams?

From the analysis report, it was observed that 92.11% of the students rated excellent about the timely and constructive feedback on assignments and exams, 7.02% of the students rated very good & 0.88% of the students rated it good.

6. How did you rate the approach of faculty members outside of classroom hours for doubts and discussions?

From the analysis report, it was observed that 93.86% of the students rated excellent about the approach of faculty members outside of classroom hours for doubts and discussions, 5.26% of the students rated very good & 0.88% of the students rated it good.

7. How will you rate the opportunities for students to engage in research projects or internships?

From the analysis report, it was observed that 92.11% of the students rated excellent about the opportunities for students to engage in research projects or internships, 6.14 % of the students rated very good & 1.75% of the students rated it good.

8. Rate the curriculum and its updates to keep pace with technological advancements and industry needs?

From the analysis report, it was observed that 95.61% of the students rated excellent about the curriculum and its updates to keep pace with technological advancements and industry needs, 2.63% of the students rated very good & 1.75% of the students rated it good.


9. How would you rate the balance between academic studies and opportunities for extracurricular activities?


From the analysis report, it was observed that 92.98% of the students rated excellent about the balance between academic studies and opportunities for extracurricular activities, 6.14% of the students rated very good & 0.88% of the students rated it good.

10. Considering all factors, how will you rate the satisfaction with the academic performance and environment of the college?

From the analysis report, it was observed that 94.74% of the students rated excellent about overall satisfaction with the academic performance and environment of the college, 4.39% of the students rated very good & 0.88% of the students rated it good.


COORDINATOR


IQAC Co-ordinator
RISE Krishna Sai Gandhi Group
of Institutions, Valluru 523 272


HOD
HEAD OF THE DEPARTMENT
Department of E.C.E
RISE Krishna Sai Gandhi Group
of Institutions, VALLURU, A.P.-523 272



RISE KRISHNA SAI GANDHI GROUP OF INSTITUTIONS::ONGOLE


(Approved by AICTE-NEW DELHI, Affiliated to JNTUK KAKINADA)
NH-16, Valluru-523272, Ongole, Prakasam (District), A.P


INTERNAL QUALITY ASSURANCE CELL (IQAC)

ANALYSIS OF STUDENT FEEDBACK ON AMBIENCE

| | |
|-----------------------------|---------------------------------|
| Program Name: B.TECH | Academic Year: 2018-2019 |
| Department Name: ECE | Year/Semester: II-II |

| S.No | Question | Excellent | Very Good | Good | Average | Poor |
|------|---|-----------|-----------|------|---------|------|
| 1 | How would you rate the overall cleanliness and maintenance of the campus? | 103 | 10 | 1 | 0 | 0 |
| 2 | How would you rate the classrooms and lecture halls well-equipped and conducive to learning??. | 105 | 7 | 2 | 0 | 0 |
| 3 | How would you rate the availability and condition of recreational facilities (e.g., sports grounds, gym)?. | 107 | 5 | 2 | 0 | 0 |
| 4 | How would you rate the library facilities and resources? | 106 | 7 | 1 | 0 | 0 |
| 5 | How would you describe the overall ambience of the campus in terms of aesthetics (landscaping, architecture, etc.)? | 106 | 5 | 3 | 0 | 0 |
| 6 | How would you rate the adequate measures in place for emergency situations (fire, medical emergencies, etc.)? | 105 | 7 | 2 | 0 | 0 |
| 7 | How would you describe the overall social environment of the college? | 108 | 5 | 1 | 0 | 0 |
| 8 | How would you rate the classroom environment in terms of promoting active learning and participation? | 107 | 6 | 1 | 0 | 0 |
| 9 | How would you rate the availability and quality of technological resources (labs, software, etc.) in the college?. | 105 | 8 | 1 | 0 | 0 |
| 10 | How would you rate the opportunities for students to engage in extracurricular activities and clubs? | 107 | 6 | 1 | 0 | 0 |


IQAC Co-ordinator
RISE Krishna Sai Gandhi Group
of Institutions, Valluru 523 272

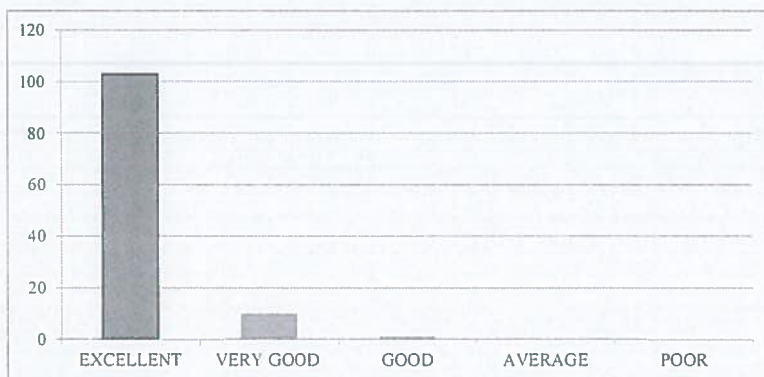
S.V. 
HOD
HEAD OF THE DEPARTMENT
Department of E.C.F.
RISE Krishna Sai Gandhi Group
of Institutions, VALLURU, A.P. 523 272

**INTERNAL QUALITY ASSURANCE CELL (IQAC)
ANALYSIS OF STUDENT FEEDBACK ON AMBIENCE**

| Programme Name | Department Name | Academic Year | Semester |
|----------------|-----------------|---------------|----------|
| B.Tech | ECE | 2018-19 | II-II |

1. How would you rate the overall cleanliness and maintenance of the campus?

| EXCELLENT | VERY GOOD | GOOD | AVERAGE | POOR |
|-----------|-----------|------|---------|------|
| 103 | 10 | 1 | 0 | 0 |



2. How would you rate the classrooms and lecture halls well-equipped and conducive to learning?

| EXCELLENT | VERY GOOD | GOOD | AVERAGE | POOR |
|-----------|-----------|------|---------|------|
| 105 | 7 | 2 | 0 | 0 |



3. How would you rate the availability and condition of recreational facilities (e.g., sports grounds, gym)?

| EXCELLENT | VERY GOOD | GOOD | AVERAGE | POOR |
|-----------|-----------|------|---------|------|
| 107 | 5 | 2 | 0 | 0 |



4. How would you rate the library facilities and resources?

| EXCELLENT | VERY GOOD | GOOD | AVERAGE | POOR |
|-----------|-----------|------|---------|------|
| 106 | 7 | 1 | 0 | 0 |



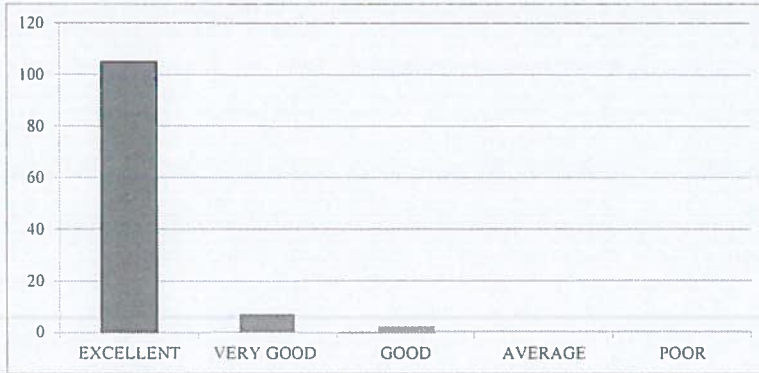
5. How would you describe the overall ambiance of the campus in terms of aesthetics (landscaping, architecture, etc.)?

| EXCELLENT | VERY GOOD | GOOD | AVERAGE | POOR |
|-----------|-----------|------|---------|------|
| 106 | 5 | 3 | 0 | 0 |



6. How would you rate the adequate measures in place for emergency situations (fire, medical emergencies, etc.)?

| EXCELLENT | VERY GOOD | GOOD | AVERAGE | POOR |
|-----------|-----------|------|---------|------|
| 105 | 7 | 2 | 0 | 0 |



7. How would you describe the overall social environment of the college?

| EXCELLENT | VERY GOOD | GOOD | AVERAGE | POOR |
|-----------|-----------|------|---------|------|
| 108 | 5 | 1 | 0 | 0 |



8. How would you rate the classroom environment in terms of promoting active learning and participation?

| EXCELLENT | VERY GOOD | GOOD | AVERAGE | POOR |
|-----------|-----------|------|---------|------|
| 107 | 6 | 1 | 0 | 0 |



9. How would you rate the availability and quality of technological resources (labs, software, etc.) in the college?

| EXCELLENT | VERY GOOD | GOOD | AVERAGE | POOR |
|-----------|-----------|------|---------|------|
| 105 | 8 | 1 | 0 | 0 |



10. How would you rate the opportunities for students to engage in extracurricular activities and clubs?

| EXCELLENT | VERY GOOD | GOOD | AVERAGE | POOR |
|-----------|-----------|------|---------|------|
| 107 | 6 | 1 | 0 | 0 |





RISE KRISHNA SAI GANDHI GROUP OF INSTITUTIONS::ONGOLE

(Approved by AICTE-NEW DELHI, Affiliated to JNTUK KAKINADA)
NH-16, Valluru-523272, Ongole, Prakasam (District), A.P

INTERNAL QUALITY ASSURANCE CELL (IQAC)

REPORT ON STUDENT FEEDBACK ANALYSIS ON AMBIENCE

| | |
|-----------------------------|---------------------------------|
| Program Name: B.TECH | Academic Year: 2018-2019 |
| Department Name: ECE | Year/Semester: II-II |

1. How would you rate the overall cleanliness and maintenance of the campus?

From the analysis report, it was observed that 90.35% of the students rated excellent about the overall cleanliness and maintenance of the campus, 8.77% of the students rated very good & 0.88% of the students rated it good.

2. How would you rate the classrooms and lecture halls well-equipped and conducive to learning?

From the analysis report, it was observed that 92.11% of the students rated excellent about the classrooms and lecture halls well-equipped and conducive to learning, 6.14% of the students rated very good & 1.75% of the students rated it good.

3. How would you rate the availability and condition of recreational facilities (e.g., sports grounds, gym)?

From the analysis report, it was observed that 93.86% of the students rated excellent about the availability and condition of recreational facilities, 4.39% of the students rated very good & 1.75% of the students rated it good.

4. How would you rate the library facilities and resources?

From the analysis report, it was observed that 92.98% of the students rated excellent about the library facilities and resources, 6.14% of the students rated very good & 0.88% of the students rated it good.

5. How would you describe the overall ambience of the campus in terms of aesthetics (landscaping, architecture, etc.)?

From the analysis report, it was observed that 92.98% of the students rated excellent about the overall ambience of the campus in terms of aesthetics, 4.39% of the students rated very good & 2.63% of the students rated it good.

6. How would you rate the adequate measures in place for emergency situations (fire, medical emergencies, etc.)?

From the analysis report, it was observed that 92.11% of the students rated excellent about the adequate measures in place for emergency situations, 6.14% of the students rated very good & 1.75% of the students rated it good.

7. How would you describe the overall social environment of the college?

From the analysis report, it was observed that 94.74% of the students rated excellent about the overall social environment of the college, 4.39% of the students rated very good & 0.88% of the students rated it good.

8. How would you rate the classroom environment in terms of promoting active learning and participation?

From the analysis report, it was observed that 93.86% of the students rated excellent about the classroom environment in terms of promoting active learning and participation, 5.26% of the students rated very good & 0.88% of the students rated it good.


9. How would you rate the availability and quality of technological resources (labs, software, etc.) in the college?


From the analysis report, it was observed that 92.11% of the students rated excellent about the availability and quality of technological resources in the college, 7.02% of the students rated very good & 0.88% of the students rated it good.

10. How would you rate the opportunities for students to engage in extracurricular activities and clubs?

From the analysis report, it was observed that 93.86% of the students rated excellent about the opportunities for students to engage in extracurricular activities and clubs, 5.26% of the students rated very good & 0.88% of the students rated it good.


COORDINATOR


IQAC Co-ordinator
RISE Krishna Sai Gandhi Group
of Institutions, Valluru 523 272


HOD
HEAD OF THE DEPARTMENT
Department of E.C.E
RISE Krishna Sai Gandhi Group
of Institutions, VALLURU, A.P.-523 272



RISE KRISHNA SAI GANDHI GROUP OF INSTITUTIONS::ONGOLE

(Approved by AICTE-NEW DELHI, Affiliated to JNTUK KAKINADA)

NH-16, Valluru-523272, Ongole, Prakasam (District), A.P

INTERNAL QUALITY ASSURANCE CELL (IQAC)

ANALYSIS OF STUDENT FEEDBACK ON CURRICULUM

| | |
|------------------------|--------------------------|
| Programme Name: B.Tech | Academic Year: 2018-2019 |
| Department Name: CSE | Year/Semester: II-II |

| S.No | Question | Excellent | Very Good | Good | Average | Poor |
|------|---|-----------|-----------|------|---------|------|
| 1 | How relevant do you find the course content in relation to current industry standards and practices?. | 99 | 2 | 0 | | |
| 2 | How would you rate the teaching quality of the faculty in your department?. | 99 | 1 | 1 | | |
| 3 | How do you rate the lab sessions and practicals effective in complementing the theoretical knowledge you gain in lectures?. | 97 | 2 | 2 | | |
| 4 | How would you rate the availability and quality of learning resources (e.g., library, online materials, software)? | 96 | 3 | 2 | | |
| 5 | How will you rate the timely and constructive feedback on your assignments and exams? | 98 | 2 | 1 | | |
| 6 | How did you rate the approach of faculty members outside of classroom hours for doubts and discussions?. | 98 | 3 | 0 | | |
| 7 | How will you rate the opportunities for students to engage in research projects or internships? | 97 | 4 | 0 | | |
| 8 | Rate the curriculum and its updates to keep pace with technological advancements and industry needs? | 97 | 3 | 1 | | |
| 9 | How would you rate the balance between academic studies and opportunities for extracurricular activities?. | 98 | 2 | 1 | | |
| 10 | Considering all factors, how will you rate the satisfaction with the academic performance and environment of the college? | 98 | 3 | 0 | | |

HOD
HEAD OF THE DEPARTMENT
Department of CSE
RISE Krishna Sai Gandhi Group of
Institutions, VALLUR, A.P.-523 272

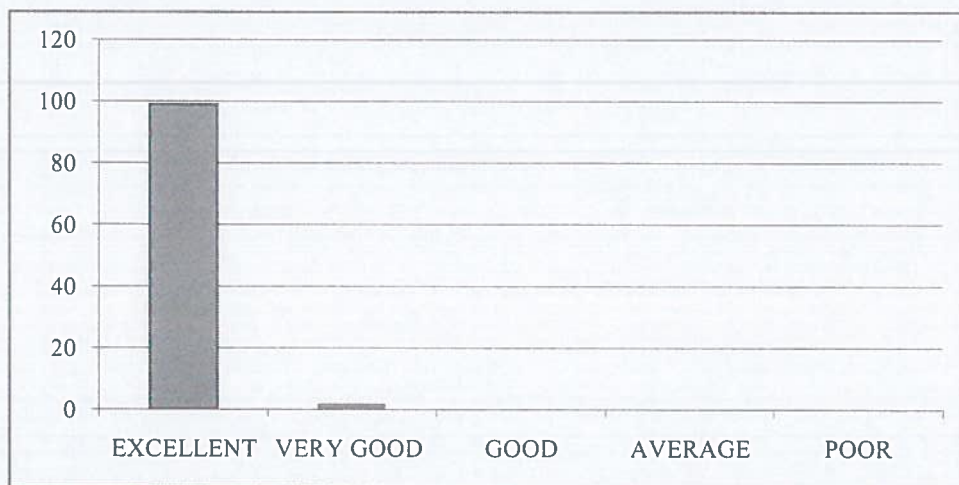
IQAC Co-ordinator
RISE Krishna Sai Gandhi Group
of Institutions, Valluru, A.P.

**INTERNAL QUALITY ASSURANCE CELL (IQAC)
ANALYSIS OF STUDENT FEEDBACK ON CURRICULUM**

| Programme Name | Department Name | Academic Year | Semester |
|----------------|-----------------|---------------|----------|
| B.Tech | CSE | 2018-2019 | II-II |

1. How relevant do you find the course content in relation to current industry standards and practices?.

| EXCELLENT | VERY GOOD | GOOD | AVERAGE | POOR |
|-----------|-----------|------|---------|------|
| 99 | 2 | 0 | 0 | 0 |



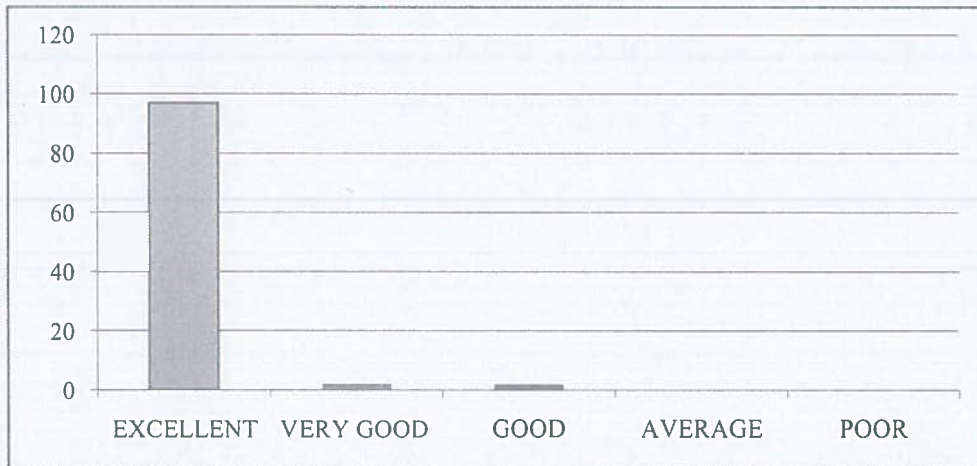
2. How would you rate the teaching quality of the faculty in your department?.

| EXCELLENT | VERY GOOD | GOOD | AVERAGE | POOR |
|-----------|-----------|------|---------|------|
| 99 | 1 | 1 | 0 | 0 |



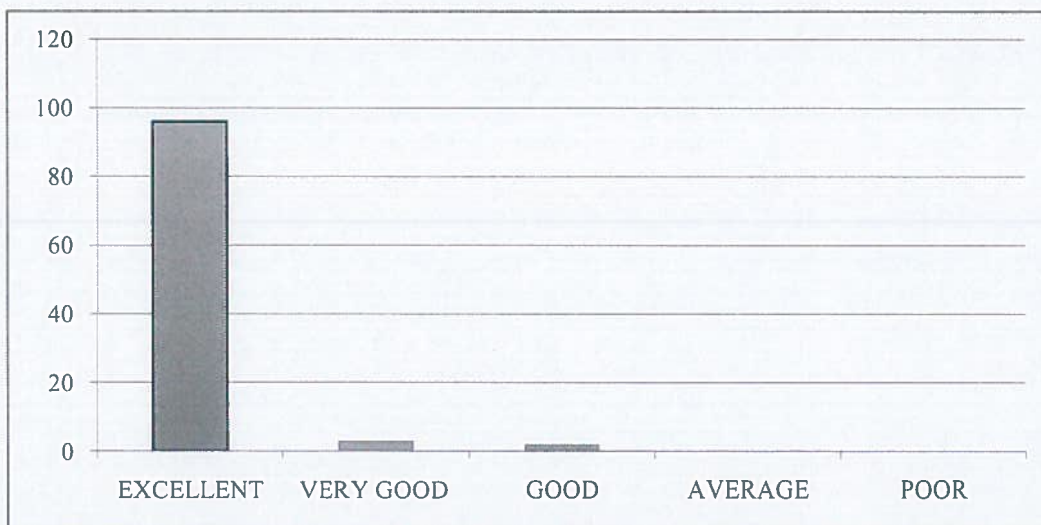
3. How do you rate the lab sessions and practicals effective in complementing the theoretical knowledge you gain in lectures?.

| EXCELLENT | VERY GOOD | GOOD | AVERAGE | POOR |
|-----------|-----------|------|---------|------|
| 97 | 2 | 2 | 0 | 0 |




4. How would you rate the availability and quality of learning resources (e.g., library, online materials, software)?

| EXCELLENT | VERY GOOD | GOOD | AVERAGE | POOR |
|-----------|-----------|------|---------|------|
| 96 | 3 | 2 | 0 | 0 |




5. How will you rate the timely and constructive feedback on your assignments and exams?

| EXCELLENT | VERY GOOD | GOOD | AVERAGE | POOR |
|-----------|-----------|------|---------|------|
| 98 | 2 | 1 | 0 | 0 |



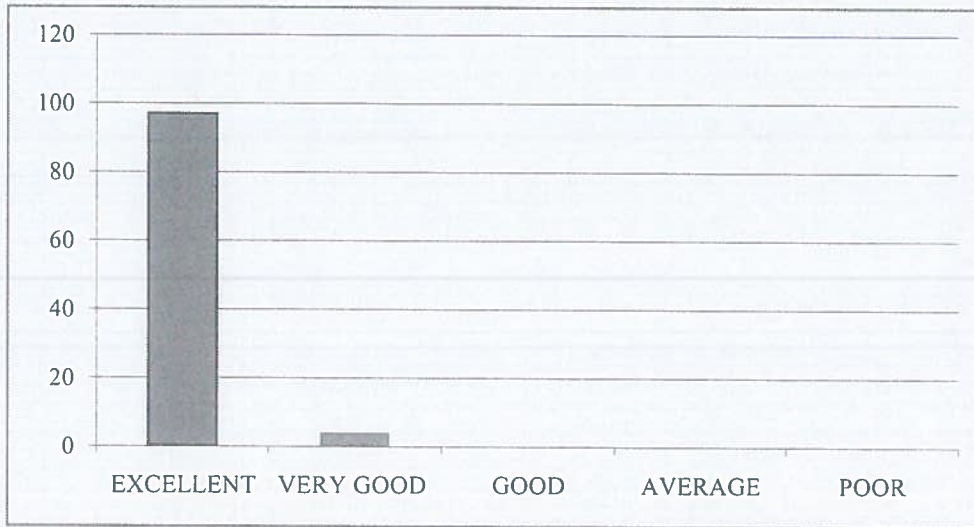
6. How did you rate the approach of faculty members outside of classroom hours for doubts and discussions?.

| EXCELLENT | VERY GOOD | GOOD | AVERAGE | POOR |
|-----------|-----------|------|---------|------|
| 98 | 3 | 0 | 0 | 0 |



7. How will you rate the opportunities for students to engage in research projects or internships?

| EXCELLENT | VERY GOOD | GOOD | AVERAGE | POOR |
|-----------|-----------|------|---------|------|
| 97 | 4 | 0 | 0 | 0 |



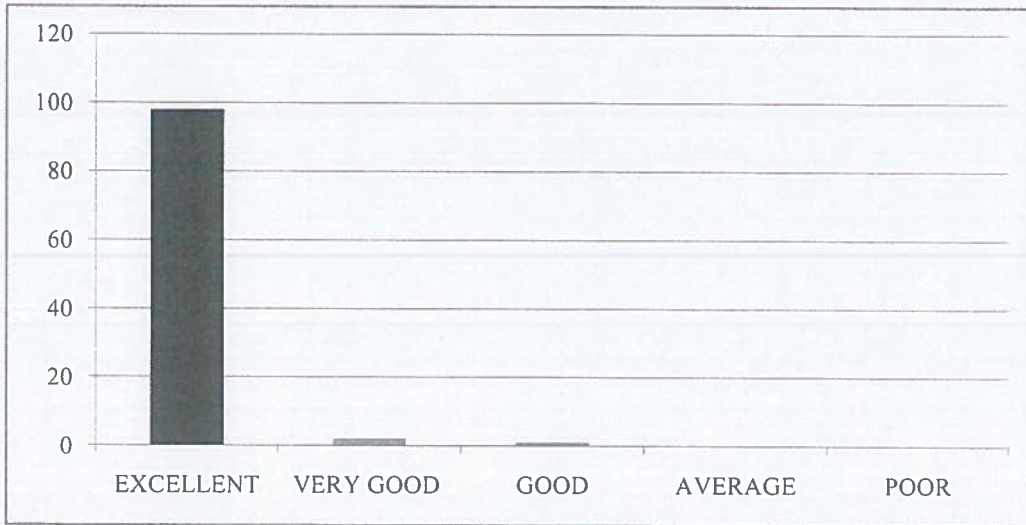
8. Rate the curriculum and its updates to keep pace with technological advancements and industry needs?.

| EXCELLENT | VERY GOOD | GOOD | AVERAGE | POOR |
|-----------|-----------|------|---------|------|
| 97 | 3 | 1 | 0 | 0 |




9. How would you rate the balance between academic studies and opportunities for extracurricular activities?.

| EXCELLENT | VERY GOOD | GOOD | AVERAGE | POOR |
|-----------|-----------|------|---------|------|
| 98 | 2 | 1 | 0 | 0 |



10. Considering all factors, how will you rate the satisfaction with the academic performance and environment of the college?

| EXCELLENT | VERY GOOD | GOOD | AVERAGE | POOR |
|-----------|-----------|------|---------|------|
| 98 | 3 | 0 | 0 | 0 |





RISE KRISHNA SAI GANDHI GROUP OF INSTITUTIONS::ONGOLE

(Approved by AICTE-NEW DELHI, Affiliated to JNTUK KAKINADA)
NH-16, Valluru-523272, Ongole, Prakasam (District), A.P

INTERNAL QUALITY ASSURANCE CELL (IQAC)

REPORT ON STUDENT FEEDBACK ANALYSIS ON CURRICULUM

| | |
|-----------------------------|-------------------------------|
| Program Name: B.TECH | Academic Year: 2018-19 |
| Department Name: CSE | Year/Semester: II-II |

1. How relevant do you find the course content in relation to current industry standards and practices?.

From the analysis report, it was observed that 92.42% of the students rated excellent about the course content in relation to current industry standards and practices, 6.06% of the students rated very good&1.52% of the students rated it good.

2. How would you rate the teaching quality of the faculty in your department?

From the analysis report, it was observed that 92.42%of the students rated excellent about the teaching quality of the faculty in the department and practices, 4.55% of the students rated very good &3.03% of the students rated it good.

3. How do you rate the lab sessions and practicals effective in complementing the theoretical knowledge you gain in lectures?

From the analysis report, it was observed that 87.88% of the students rated excellent about the lab sessions and practicals effective in complementing the theoretical knowledge gain in lectures, 10.61% of the students rated very good&1.52% of the students rated it good.

4. How would you rate the availability and quality of learning resources (e.g., library, online materials, software)?

From the analysis report, it was observed that 90.91% of the students rated excellent about the availability and quality of learning resources,6.06% of the students rated very good&3.03% of the students rated it good.

5. How will you rate the timely and constructive feedback on your assignments and exams?

From the analysis report, it was observed that87.88% of the students rated excellent about the timely and constructive feedback on assignments and exams,7.58% of the students rated very good&4.55% of the students rated it good.

6. How did you rate the approach of faculty members outside of classroom hours for doubts and discussions?

From the analysis report, it was observed that 93.94% of the students rated excellent about the approach of faculty members outside of classroom hours for doubts and discussions,3.03% of the students rated very good&3.03% of the students rated it good.

7. How will you rate the opportunities for students to engage in research projects or internships?

From the analysis report, it was observed that 90.91% of the students rated excellent about the opportunities for students to engage in research projects or internships, 7.58% of the students rated very good & 1.52% of the students rated it good.

8. Rate the curriculum and its updates to keep pace with technological advancements and industry needs?

From the analysis report, it was observed that 89.39% of the students rated excellent about the curriculum and its updates to keep pace with technological advancements and industry needs, 7.58% of the students rated very good & 3.03% of the students rated it good.

9. How would you rate the balance between academic studies and opportunities for extracurricular activities?

From the analysis report, it was observed that 87.88% of the students rated excellent about the balance between academic studies and opportunities for extracurricular activities, 12.12% of the students rated very good.

10. Considering all factors, how will you rate the satisfaction with the academic performance and environment of the college?

From the analysis report, it was observed that 90.91% of the students rated excellent about overall satisfaction with the academic performance and environment of the college, 7.58% of the students rated very good & 1.52% of the students rated it good.



COORDINATOR



HOD

HEAD OF THE DEPARTMENT
Department of CSE
RISE Krishna Sai Gandhi Group of
Institutions, VALLUR, A.P.-523 272



IQAC Co-ordinator
RISE Krishna Sai Gandhi Group
of Institutions, Valluru 523 272



RISE KRISHNA SAI GANDHI GROUP OF INSTITUTIONS::ONGOLE

(Approved by AICTE-NEW DELHI, Affiliated to JNTUK KAKINADA)

NH-16, Valluru-523272, Ongole, Prakasam (District), A.P

INTERNAL QUALITY ASSURANCE CELL (IQAC)

ANALYSIS OF STUDENT FEEDBACK ON AMBIENCE

| | |
|-------------------------------|---------------------------------|
| Programme Name: B.Tech | Academic Year: 2018-2019 |
| Department Name: CSE | Year/Semester: II-II |

| S.No | Question | Excellent | Very Good | Good | Average | Poor |
|------|---|-----------|-----------|------|---------|------|
| 1 | How would you rate the overall cleanliness and maintenance of the campus? | 98 | 2 | 1 | | |
| 2 | How would you rate the classrooms and lecture halls well-equipped and conducive to learning??. | 99 | 2 | 0 | | |
| 3 | How would you rate the availability and condition of recreational facilities (e.g., sports grounds, gym)?. | 98 | 2 | 1 | | |
| 4 | How would you rate the library facilities and resources? | 96 | 4 | 1 | | |
| 5 | How would you describe the overall ambience of the campus in terms of aesthetics (landscaping, architecture, etc.)? | 98 | 3 | 0 | | |
| 6 | How would you rate the adequate measures in place for emergency situations (fire, medical emergencies, etc.)? | 99 | 2 | 0 | | |
| 7 | How would you describe the overall social environment of the college? | 97 | 3 | 1 | | |
| 8 | How would you rate the classroom environment in terms of promoting active learning and participation? | 97 | 2 | 2 | | |
| 9 | How would you rate the availability and quality of technological resources (labs, software, etc.) in the college?. | 98 | 3 | 0 | | |
| 10 | How would you rate the opportunities for students to engage in extracurricular activities and clubs? | 98 | 2 | 1 | | |

HEAD OF THE DEPARTMENT
Department of CSE
RISE Krishna Sai Gandhi Group of
Institutions, VALLUR, A.P.-523 272


IQAC Co-ordinator
RISE Krishna Sai Gandhi Group
of Institutions, Valluru 523 272

**INTERNAL QUALITY ASSURANCE CELL (IQAC)
ANALYSIS OF STUDENT FEEDBACK ON AMBIENCE**

| Programme Name | Department Name | Academic Year | Semester |
|----------------|-----------------|---------------|----------|
| B.Tech | CSE | 2018-2019 | II-II |

1. How would you rate the overall cleanliness and maintenance of the campus?

| EXCELLENT | VERY GOOD | GOOD | AVERAGE | POOR |
|-----------|-----------|------|---------|------|
| 98 | 2 | 1 | 0 | 0 |



2. How would you rate the classrooms and lecture halls well-equipped and conducive to learning?

| EXCELLENT | VERY GOOD | GOOD | AVERAGE | POOR |
|-----------|-----------|------|---------|------|
| 99 | 2 | 0 | 0 | 0 |



3. How would you rate the availability and condition of recreational facilities (e.g., sports grounds, gym)?.

| EXCELLENT | VERY GOOD | GOOD | AVERAGE | POOR |
|-----------|-----------|------|---------|------|
| 98 | 2 | 1 | 0 | 0 |



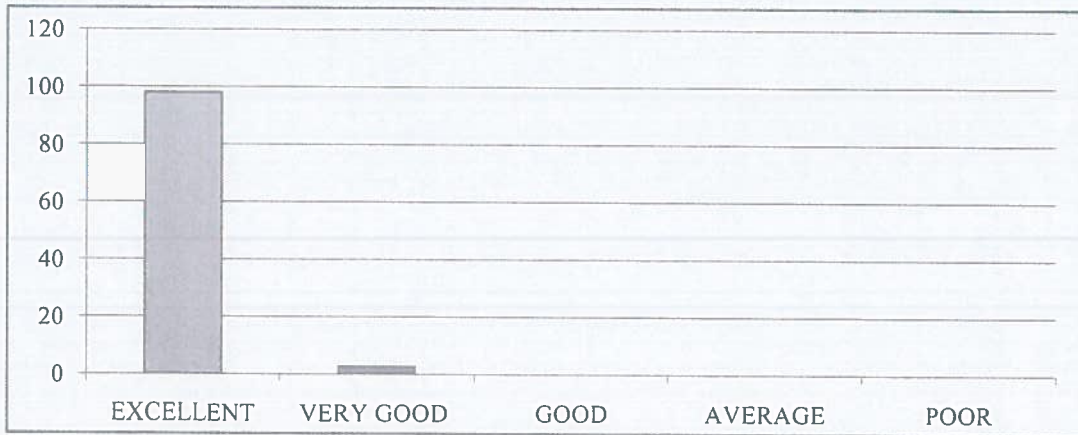
4. How would you rate the library facilities and resources?

| EXCELLENT | VERY GOOD | GOOD | AVERAGE | POOR |
|-----------|-----------|------|---------|------|
| 96 | 4 | 1 | 0 | 0 |




5. How would you describe the overall ambiance of the campus in terms of aesthetics (landscaping, architecture, etc.)?

| EXCELLENT | VERY GOOD | GOOD | AVERAGE | POOR |
|-----------|-----------|------|---------|------|
| 98 | 3 | 0 | 0 | 0 |



6. How would you rate the adequate measures in place for emergency situations (fire, medical emergencies, etc.)?

| EXCELLENT | VERY GOOD | GOOD | AVERAGE | POOR |
|-----------|-----------|------|---------|------|
| 99 | 2 | 0 | 0 | 0 |



7. How would you describe the overall social environment of the college?

| EXCELLENT | VERY GOOD | GOOD | AVERAGE | POOR |
|-----------|-----------|------|---------|------|
| 97 | 3 | 1 | 0 | 0 |



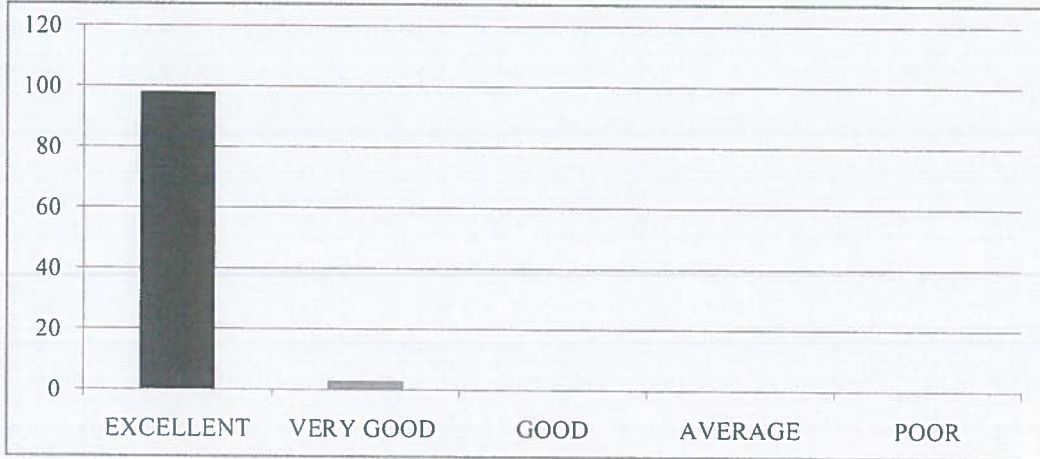
8. How would you rate the classroom environment in terms of promoting active learning and participation?

| EXCELLENT | VERY GOOD | GOOD | AVERAGE | POOR |
|-----------|-----------|------|---------|------|
| 97 | 2 | 2 | 0 | 0 |



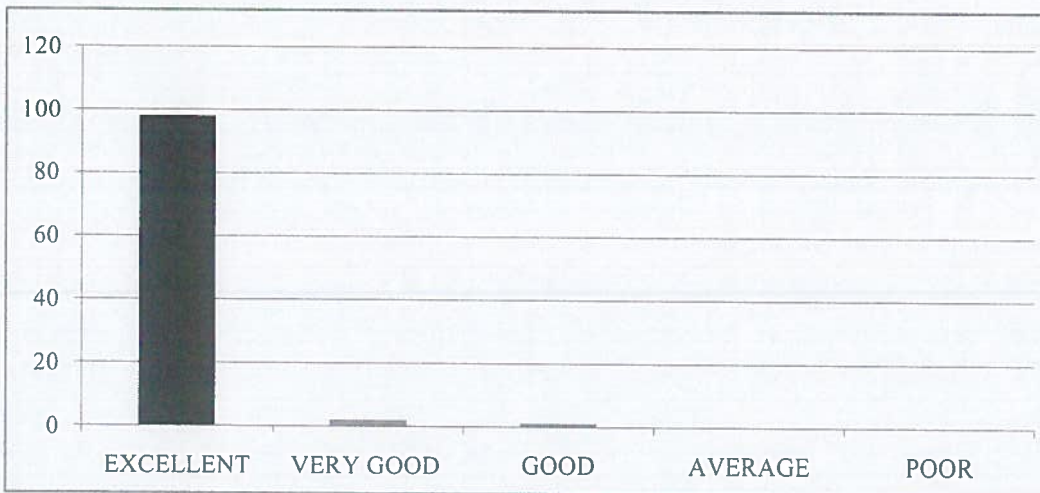
9. How would you rate the availability and quality of technological resources (labs, software, etc.) in the college?.

| EXCELLENT | VERY GOOD | GOOD | AVERAGE | POOR |
|-----------|-----------|------|---------|------|
| 98 | 3 | 0 | 0 | 0 |



10. How would you rate the opportunities for students to engage in extracurricular activities and clubs?

| EXCELLENT | VERY GOOD | GOOD | AVERAGE | POOR |
|-----------|-----------|------|---------|------|
| 98 | 2 | 1 | 0 | 0 |





RISE KRISHNA SAI GANDHI GROUP OF INSTITUTIONS::ONGOLE
(Approved by AICTE-NEW DELHI, Affiliated to JNTUK KAKINADA)
NH-16, Valluru-523272, Ongole, Prakasam (District), A.P

INTERNAL QUALITY ASSURANCE CELL (IQAC)

REPORT ON STUDENT FEEDBACK ANALYSIS ON AMBIENCE

| | |
|---------------------|--------------------------|
| Program Name:B.TECH | Academic Year: 2018-2019 |
| Department Name:CSE | Year/Semester:II-II |

1. How would you rate the overall cleanliness and maintenance of the campus?

From the analysis report, it was observed that 97.03% of the students rated excellent about the overall cleanliness and maintenance of the campus,1.98% of the students rated very good&0.99% of the students rated it good.

2. How would you rate the classrooms and lecture halls well-equipped and conducive to learning?

From the analysis report, it was observed that 98.02% of the students rated excellent about the classrooms and lecture halls well-equipped and conducive to learning,1.98% of the students rated very good .

3. How would you rate the availability and condition of recreational facilities (e.g., sports grounds, gym)?

From the analysis report, it was observed that 97.03% of the students rated excellent about the availability and condition of recreational facilities,1.98% of the students rated very good&0.99% of the students rated it good.

4. How would you rate the library facilities and resources?

From the analysis report, it was observed that 95.05% of the students rated excellent about the library facilities and resources, 3.96% of the students rated very good&0.99% of the students rated it good.

5. How would you describe the overall ambience of the campus in terms of aesthetics (landscaping, architecture, etc.)?

From the analysis report, it was observed that 97.03% of the students rated excellent about the overall ambience of the campus in terms of aesthetics, 2.97% of the students rated very good

6. How would you rate the adequate measures in place for emergency situations (fire, medical emergencies, etc.)?

From the analysis report, it was observed that 98.02% of the students rated excellent about the adequate measures in place for emergency situations, 1.98% of the students rated very good

7. How would you describe the overall social environment of the college?

From the analysis report, it was observed that 96.04% of the students rated excellent about the overall social environment of the college, 2.97% of the students rated very good & 0.99% of the students rated it good.

8. How would you rate the classroom environment in terms of promoting active learning and participation?

From the analysis report, it was observed that 96.04% of the students rated excellent about the classroom environment in terms of promoting active learning and participation, 1.98% of the students rated very good & 1.98% of the students rated it good.

9. How would you rate the availability and quality of technological resources (labs, software, etc.) in the college?

From the analysis report, it was observed that 97.03% of the students rated excellent about the availability and quality of technological resources in the college, 2.97% of the students rated very good

10. How would you rate the opportunities for students to engage in extracurricular activities and clubs?

From the analysis report, it was observed that 97.03% of the students rated excellent about the opportunities for students to engage in extracurricular activities and clubs, 1.98% of the students rated very good & 0.99% of the students rated it good.



COORDINATOR



HOD

HEAD OF THE DEPARTMENT
Department of CSE
RISE Krishna Sai Gandhi Group of
Institutions, VALLUR, A.P. - 523 272



IQAC Co-ordinator
RISE Krishna Sai Gandhi Group
of Institutions, Valluru 523 272



RISE KRISHNA SAI GANDHI GROUP OF INSTITUTIONS::ONGOLE

(Approved by AICTE-NEW DELHI, Affiliated to JNTUK KAKINADA)
NH-16, Valluru-523272, Ongole, Prakasam (District), A.P

INTERNAL QUALITY ASSURANCE CELL (IQAC)

ANALYSIS OF STUDENT FEEDBACK ON CURRICULUM

| | |
|---------------------|--------------------------|
| Program Name:B.TECH | Academic Year: 2018-2019 |
| Department Name:ECE | Year/Semester: III-II |

| S.No | Question | Excellent | Very Good | Good | Average | Poor |
|------|---|-----------|-----------|------|---------|------|
| 1 | How relevant do you find the course content in relation to current industry standards and practices?. | 95 | 7 | 1 | 0 | 0 |
| 2 | How would you rate the teaching quality of the faculty in your department?. | 98 | 3 | 2 | 0 | 0 |
| 3 | How do you rate the lab sessions and practicals effective in complementing the theoretical knowledge you gain in lectures?. | 98 | 4 | 1 | 0 | 0 |
| 4 | How would you rate the availability and quality of learning resources (e.g., library, online materials, software)? | 99 | 2 | 2 | 0 | 0 |
| 5 | How will you rate the timely and constructive feedback on your assignments and exams? | 97 | 3 | 3 | 0 | 0 |
| 6 | How did you rate the approach of faculty members outside of classroom hours for doubts and discussions?. | 98 | 4 | 1 | 0 | 0 |
| 7 | How will you rate the opportunities for students to engage in research projects or internships? | 100 | 2 | 1 | 0 | 0 |
| 8 | Rate the curriculum and its updates to keep pace with technological advancements and industry needs? | 101 | 1 | 1 | 0 | 0 |
| 9 | How would you rate the balance between academic studies and opportunities for extracurricular activities?. | 98 | 4 | 1 | 0 | 0 |
| 10 | Considering all factors, how will you rate the satisfaction with the academic performance and environment of the college? | 100 | 2 | 1 | 0 | 0 |

IQAC Co-ordinator
RISE Krishna Sai Gandhi Group
of Institutions, Valluru

S.V. Srinivas
HOD
HEAD OF THE DEPARTMENT
Department of E.C.E
RISE Krishna Sai Gandhi Group
of Institutions, VALLURU, A.P.-523 272

**INTERNAL QUALITY ASSURANCE CELL (IQAC)
ANALYSIS OF STUDENT FEEDBACK ON CURRICULUM**

| Programme Name | Department Name | Academic Year | Semester |
|----------------|-----------------|---------------|----------|
| B.Tech | ECE | 2018-19 | III-II |

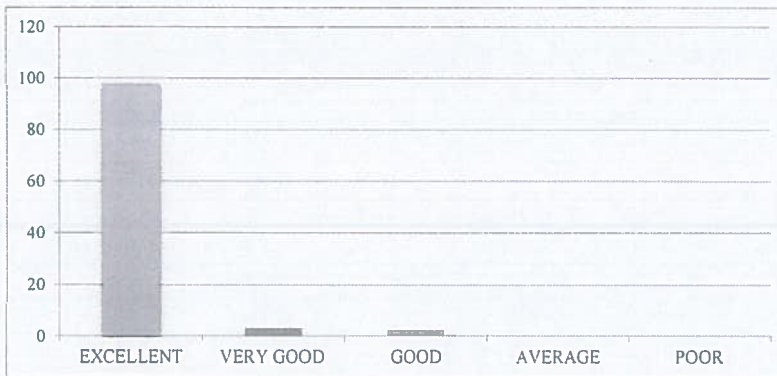
1. How relevant do you find the course content in relation to current industry standards and practices?.

| EXCELLENT | VERY GOOD | GOOD | AVERAGE | POOR |
|-----------|-----------|------|---------|------|
| 95 | 7 | 1 | 0 | 0 |



2. How would you rate the teaching quality of the faculty in your department?.

| EXCELLENT | VERY GOOD | GOOD | AVERAGE | POOR |
|-----------|-----------|------|---------|------|
| 98 | 3 | 2 | 0 | 0 |



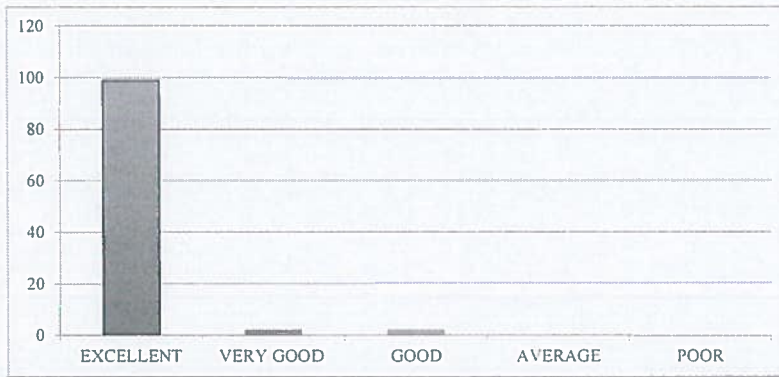
3. How do you rate the lab sessions and practicals effective in complementing the theoretical knowledge you gain in lectures?

| EXCELLENT | VERY GOOD | GOOD | AVERAGE | POOR |
|-----------|-----------|------|---------|------|
| 98 | 4 | 1 | 0 | 0 |




4. How would you rate the availability and quality of learning resources (e.g., library, online materials, software)?

| EXCELLENT | VERY GOOD | GOOD | AVERAGE | POOR |
|-----------|-----------|------|---------|------|
| 99 | 2 | 2 | 0 | 0 |



5. How will you rate the timely and constructive feedback on your assignments and exams?

| EXCELLENT | VERY GOOD | GOOD | AVERAGE | POOR |
|-----------|-----------|------|---------|------|
| 97 | 3 | 3 | 0 | 0 |



6. How did you rate the approach of faculty members outside of classroom hours for doubts and discussions?

| EXCELLENT | VERY GOOD | GOOD | AVERAGE | POOR |
|-----------|-----------|------|---------|------|
| 98 | 4 | 1 | 0 | 0 |



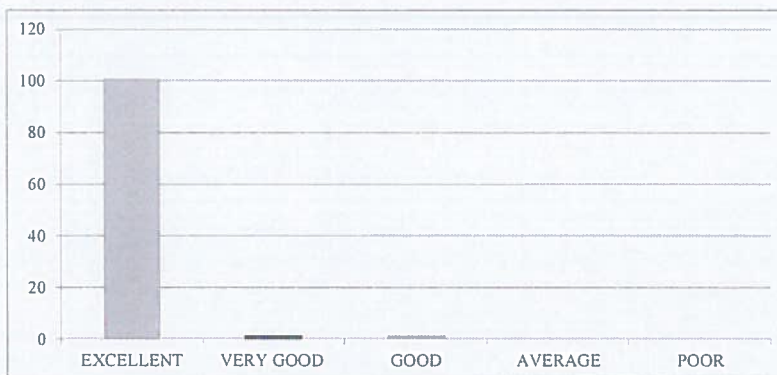
7. How will you rate the opportunities for students to engage in research projects or internships?

| EXCELLENT | VERY GOOD | GOOD | AVERAGE | POOR |
|-----------|-----------|------|---------|------|
| 100 | 2 | 1 | 0 | 0 |



8. Rate the curriculum and its updates to keep pace with technological advancements and industry needs?.

| EXCELLENT | VERY GOOD | GOOD | AVERAGE | POOR |
|-----------|-----------|------|---------|------|
| 101 | 1 | 1 | 0 | 0 |



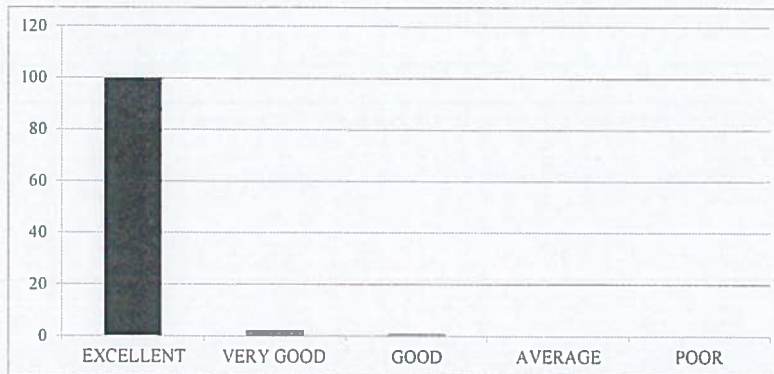
9. How would you rate the balance between academic studies and opportunities for extracurricular activities?

| EXCELLENT | VERY GOOD | GOOD | AVERAGE | POOR |
|-----------|-----------|------|---------|------|
| 98 | 4 | 1 | 0 | 0 |



10. Considering all factors, how will you rate the satisfaction with the academic performance and environment of the college?

| EXCELLENT | VERY GOOD | GOOD | AVERAGE | POOR |
|-----------|-----------|------|---------|------|
| 100 | 2 | 1 | 0 | 0 |





RISE KRISHNA SAI GANDHI GROUP OF INSTITUTIONS::ONGOLE
(Approved by AICTE-NEW DELHI, Affiliated to JNTUK KAKINADA)
NH-16, Valluru-523272, Ongole, Prakasam (District), A.P

INTERNAL QUALITY ASSURANCE CELL (IQAC)

REPORT ON STUDENT FEEDBACK ANALYSIS ON CURRICULUM

| | |
|---------------------|--------------------------|
| Program Name:B.TECH | Academic Year: 2018-2019 |
| Department Name:ECE | Year/Semester: III-II |

1. How relevant do you find the course content in relation to current industry standards and practices?.

From the analysis report, it was observed that 92.23% of the students rated excellent about the course content in relation to current industry standards and practices, 6.80% of the students rated very good & 0.97% of the students rated it good.

2. How would you rate the teaching quality of the faculty in your department?

From the analysis report, it was observed that 95.15% of the students rated excellent about the teaching quality of the faculty in the department and practices, 2.91% of the students rated very good & 1.94% of the students rated it good.

3. How do you rate the lab sessions and practicals effective in complementing the theoretical knowledge you gain in lectures?

From the analysis report, it was observed that 95.15% of the students rated excellent about the lab sessions and practicals effective in complementing the theoretical knowledge gain in lectures, 3.88% of the students rated very good & 0.97% of the students rated it good.

4. How would you rate the availability and quality of learning resources (e.g., library, online materials, software)?

From the analysis report, it was observed that 96.12% of the students rated excellent about the availability and quality of learning resources, 1.94% of the students rated very good & 1.94% of the students rated it good.

5. How will you rate the timely and constructive feedback on your assignments and exams?

From the analysis report, it was observed that 94.17% of the students rated excellent about the timely and constructive feedback on assignments and exams, 2.91% of the students rated very good & 2.91% of the students rated it good.

6. How did you rate the approach of faculty members outside of classroom hours for doubts and discussions?

From the analysis report, it was observed that 95.15% of the students rated excellent about the approach of faculty members outside of classroom hours for doubts and discussions, 3.88% of the students rated very good & 0.97% of the students rated it good.

7. How will you rate the opportunities for students to engage in research projects or internships?

From the analysis report, it was observed that 97.09% of the students rated excellent about the opportunities for students to engage in research projects or internships, 1.94 % of the students rated very good & 0.97% of the students rated it good.

8. Rate the curriculum and its updates to keep pace with technological advancements and industry needs?


From the analysis report, it was observed that 98.06% of the students rated excellent about the curriculum and its updates to keep pace with technological advancements and industry needs, 0.97% of the students rated very good & 0.97% of the students rated it good.


9. How would you rate the balance between academic studies and opportunities for extracurricular activities?


From the analysis report, it was observed that 95.15% of the students rated excellent about the balance between academic studies and opportunities for extracurricular activities, 3.88% of the students rated very good & 0.97% of the students rated it good.

10. Considering all factors, how will you rate the satisfaction with the academic performance and environment of the college?

From the analysis report, it was observed that 97.09% of the students rated excellent about overall satisfaction with the academic performance and environment of the college, 1.94% of the students rated very good & 0.97% of the students rated it good.


COORDINATOR


IQAC Co-ordinator
RISE Krishna Sai Gandhi Group
of Institutions, Valluru


HOD
HEAD OF THE DEPARTMENT
Department of E.C.E
RISE Krishna Sai Gandhi Group
of Institutions, VALLURU, A.P.-523 272



RISE KRISHNA SAI GANDHI GROUP OF INSTITUTIONS::ONGOLE

(Approved by AICTE-NEW DELHI, Affiliated to JNTUK KAKINADA)
NH-16, Valluru-523272, Ongole, Prakasam (District), A.P


INTERNAL QUALITY ASSURANCE CELL (IQAC)

ANALYSIS OF STUDENT FEEDBACK ON AMBIENCE

| | |
|-----------------------------|---------------------------------|
| Program Name: B.TECH | Academic Year: 2018-2019 |
| Department Name: ECE | Year/Semester: III-II |

| S.No | Question | Excellent | Very Good | Good | Average | Poor |
|------|---|-----------|-----------|------|---------|------|
| 1 | How would you rate the overall cleanliness and maintenance of the campus? | 99 | 2 | 2 | 0 | 0 |
| 2 | How would you rate the classrooms and lecture halls well-equipped and conducive to learning??. | 100 | 2 | 1 | 0 | 0 |
| 3 | How would you rate the availability and condition of recreational facilities (e.g., sports grounds, gym)?. | 98 | 3 | 2 | 0 | 0 |
| 4 | How would you rate the library facilities and resources? | 99 | 2 | 2 | 0 | 0 |
| 5 | How would you describe the overall ambience of the campus in terms of aesthetics (landscaping, architecture, etc.)? | 99 | 2 | 2 | 0 | 0 |
| 6 | How would you rate the adequate measures in place for emergency situations (fire, medical emergencies, etc.)? | 100 | 2 | 1 | 0 | 0 |
| 7 | How would you describe the overall social environment of the college? | 101 | 1 | 1 | 0 | 0 |
| 8 | How would you rate the classroom environment in terms of promoting active learning and participation? | 99 | 3 | 1 | 0 | 0 |
| 9 | How would you rate the availability and quality of technological resources (labs, software, etc.) in the college?. | 98 | 3 | 2 | 0 | 0 |
| 10 | How would you rate the opportunities for students to engage in extracurricular activities and clubs? | 98 | 4 | 1 | 0 | 0 |

S.V. 
HOD


IQAC Co-ordinator
RISE Krishna Sai Gandhi Group
of Institutions, Valluru 523 272

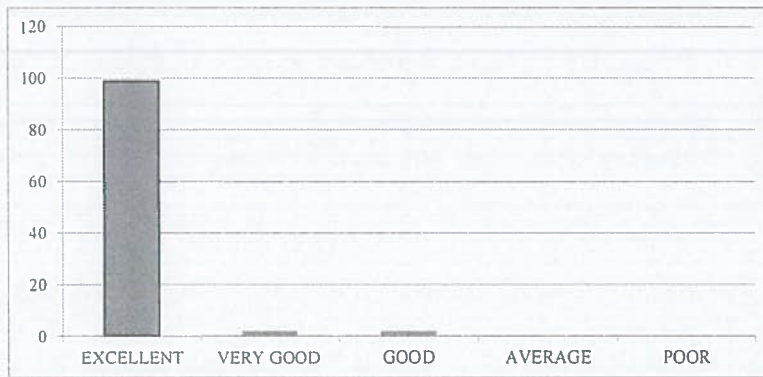
HEAD OF THE DEPARTMENT
Department of E.C.E
RISE Krishna Sai Gandhi Group
of Institutions, VALLURU, A.P.-523 272

**INTERNAL QUALITY ASSURANCE CELL (IQAC)
ANALYSIS OF STUDENT FEEDBACK ON AMBIENCE**

| Programme Name | Department Name | Academic Year | Semester |
|----------------|-----------------|---------------|----------|
| B.Tech | ECE | 2018-19 | III-II |

1. How would you rate the overall cleanliness and maintenance of the campus?

| EXCELLENT | VERY GOOD | GOOD | AVERAGE | POOR |
|-----------|-----------|------|---------|------|
| 99 | 2 | 2 | 0 | 0 |



2. How would you rate the classrooms and lecture halls well-equipped and conducive to learning?

| EXCELLENT | VERY GOOD | GOOD | AVERAGE | POOR |
|-----------|-----------|------|---------|------|
| 100 | 2 | 1 | 0 | 0 |



3. How would you rate the availability and condition of recreational facilities (e.g., sports grounds, gym)?

| EXCELLENT | VERY GOOD | GOOD | AVERAGE | POOR |
|-----------|-----------|------|---------|------|
| 98 | 3 | 2 | 0 | 0 |



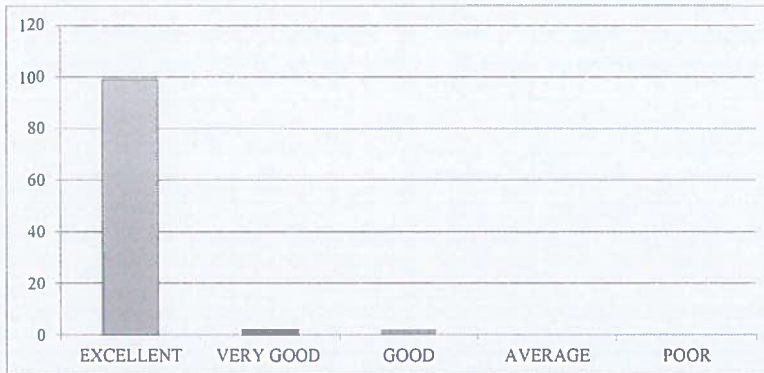
4. How would you rate the library facilities and resources?

| EXCELLENT | VERY GOOD | GOOD | AVERAGE | POOR |
|-----------|-----------|------|---------|------|
| 99 | 2 | 2 | 0 | 0 |



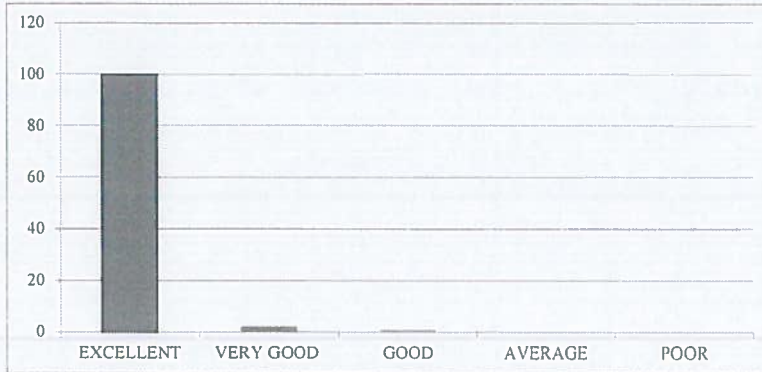
5. How would you describe the overall ambiance of the campus in terms of aesthetics (landscaping, architecture, etc.)?

| EXCELLENT | VERY GOOD | GOOD | AVERAGE | POOR |
|-----------|-----------|------|---------|------|
| 99 | 2 | 2 | 0 | 0 |



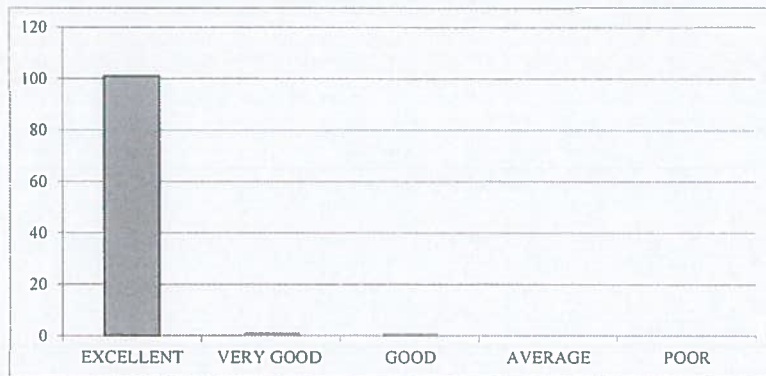
6. How would you rate the adequate measures in place for emergency situations (fire, medical emergencies, etc.)?

| EXCELLENT | VERY GOOD | GOOD | AVERAGE | POOR |
|-----------|-----------|------|---------|------|
| 100 | 2 | 1 | 0 | 0 |



7. How would you describe the overall social environment of the college?

| EXCELLENT | VERY GOOD | GOOD | AVERAGE | POOR |
|-----------|-----------|------|---------|------|
| 101 | 1 | 1 | 0 | 0 |



8. How would you rate the classroom environment in terms of promoting active learning and participation?

| EXCELLENT | VERY GOOD | GOOD | AVERAGE | POOR |
|-----------|-----------|------|---------|------|
| 99 | 3 | 1 | 0 | 0 |



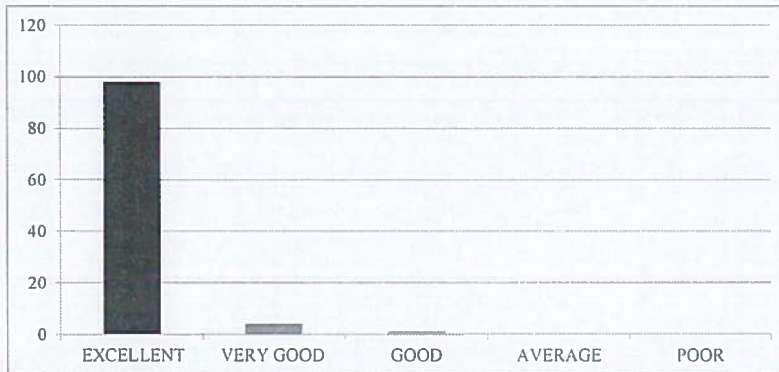
9. How would you rate the availability and quality of technological resources (labs, software, etc.) in the college?

| EXCELLENT | VERY GOOD | GOOD | AVERAGE | POOR |
|-----------|-----------|------|---------|------|
| 98 | 3 | 2 | 0 | 0 |



10. How would you rate the opportunities for students to engage in extracurricular activities and clubs?

| EXCELLENT | VERY GOOD | GOOD | AVERAGE | POOR |
|-----------|-----------|------|---------|------|
| 98 | 4 | 1 | 0 | 0 |





RISE KRISHNA SAI GANDHI GROUP OF INSTITUTIONS::ONGOLE

(Approved by AICTE-NEW DELHI, Affiliated to JNTUK KAKINADA)
NH-16, Valluru-523272, Ongole, Prakasam (District), A.P

INTERNAL QUALITY ASSURANCE CELL (IQAC)

REPORT ON STUDENT FEEDBACK ANALYSIS ON AMBIENCE

| | |
|-----------------------------|---------------------------------|
| Program Name: B.TECH | Academic Year: 2018-2019 |
| Department Name: ECE | Year/Semester: III-II |

1. How would you rate the overall cleanliness and maintenance of the campus?

From the analysis report, it was observed that 96.12% of the students rated excellent about the overall cleanliness and maintenance of the campus, 1.94% of the students rated very good & 1.94% of the students rated it good.

2. How would you rate the classrooms and lecture halls well-equipped and conducive to learning?

From the analysis report, it was observed that 97.09% of the students rated excellent about the classrooms and lecture halls well-equipped and conducive to learning, 1.94% of the students rated very good & 0.97% of the students rated it good.

3. How would you rate the availability and condition of recreational facilities (e.g., sports grounds, gym)?

From the analysis report, it was observed that 95.15% of the students rated excellent about the availability and condition of recreational facilities, 2.91% of the students rated very good & 1.94% of the students rated it good.

4. How would you rate the library facilities and resources?

From the analysis report, it was observed that 96.12% of the students rated excellent about the library facilities and resources, 1.94% of the students rated very good & 1.94% of the students rated it good.

5. How would you describe the overall ambience of the campus in terms of aesthetics (landscaping, architecture, etc.)?

From the analysis report, it was observed that 96.12% of the students rated excellent about the overall ambience of the campus in terms of aesthetics, 1.94% of the students rated very good & 1.94% of the students rated it good.

6. How would you rate the adequate measures in place for emergency situations (fire, medical emergencies, etc.)?

From the analysis report, it was observed that 97.09% of the students rated excellent about the adequate measures in place for emergency situations, 1.94% of the students rated very good & 0.97% of the students rated it good.

7. How would you describe the overall social environment of the college?

From the analysis report, it was observed that 98.06% of the students rated excellent about the overall social environment of the college, 0.97% of the students rated very good & 0.97% of the students rated it good.

8. How would you rate the classroom environment in terms of promoting active learning and participation?

From the analysis report, it was observed that 96.12% of the students rated excellent about the classroom environment in terms of promoting active learning and participation, 2.91% of the students rated very good & 0.97% of the students rated it good.

9. How would you rate the availability and quality of technological resources (labs, software, etc.) in the college?

From the analysis report, it was observed that 95.15% of the students rated excellent about the availability and quality of technological resources in the college, 2.91% of the students rated very good & 1.94% of the students rated it good.

10. How would you rate the opportunities for students to engage in extracurricular activities and clubs?

From the analysis report, it was observed that 95.15% of the students rated excellent about the opportunities for students to engage in extracurricular activities and clubs, 3.88% of the students rated very good & 0.97% of the students rated it good.

Law
COORDINATOR

Ally
IQAC Co-ordinator
RISE Krishna Sal Gandhi Group
of Institutions, Valluru 523 272

S.V. Anuraj
HOD
HEAD OF THE DEPARTMENT
Department of E.C.E
RISE Krishna Sal Gandhi Group
of Institutions, VALLURU, A.P.-523 272



RISE KRISHNA SAI GANDHI GROUP OF INSTITUTIONS::ONGOLE

(Approved by AICTE-NEW DELHI, Affiliated to JNTUK KAKINADA)

NH-16, Valluru-523272, Ongole, Prakasam (District), A.P

INTERNAL QUALITY ASSURANCE CELL (IQAC)

ANALYSIS OF STUDENT FEEDBACK ON CURRICULUM

| | |
|-------------------------------|---------------------------------|
| Programme Name: B.Tech | Academic Year: 2018-2019 |
| Department Name: CSE | Year/Semester: III-II |

| S.No | Question | Excellent | Very Good | Good | Average | Poor |
|------|---|-----------|-----------|------|---------|------|
| 1 | How relevant do you find the course content in relation to current industry standards and practices?. | 99 | 4 | 4 | | |
| 2 | How would you rate the teaching quality of the faculty in your department?. | 99 | 5 | 3 | | |
| 3 | How do you rate the lab sessions and practicals effective in complementing the theoretical knowledge you gain in lectures?. | 99 | 7 | 1 | | |
| 4 | How would you rate the availability and quality of learning resources (e.g., library, online materials, software)? | 99 | 8 | 0 | | |
| 5 | How will you rate the timely and constructive feedback on your assignments and exams? | 98 | 9 | 0 | | |
| 6 | How did you rate the approach of faculty members outside of classroom hours for doubts and discussions?. | 100 | 4 | 3 | | |
| 7 | How will you rate the opportunities for students to engage in research projects or internships? | 100 | 6 | 1 | | |
| 8 | Rate the curriculum and its updates to keep pace with technological advancements and industry needs? | 100 | 5 | 2 | | |
| 9 | How would you rate the balance between academic studies and opportunities for extracurricular activities?. | 98 | 8 | 1 | | |
| 10 | Considering all factors, how will you rate the satisfaction with the academic performance and environment of the college? | 99 | 7 | 1 | | |

HOD
HEAD OF THE DEPARTMENT
Department of CSE
RISE Krishna Sai Gandhi Group of
Institutions, VALLUR, A.P.-523 272

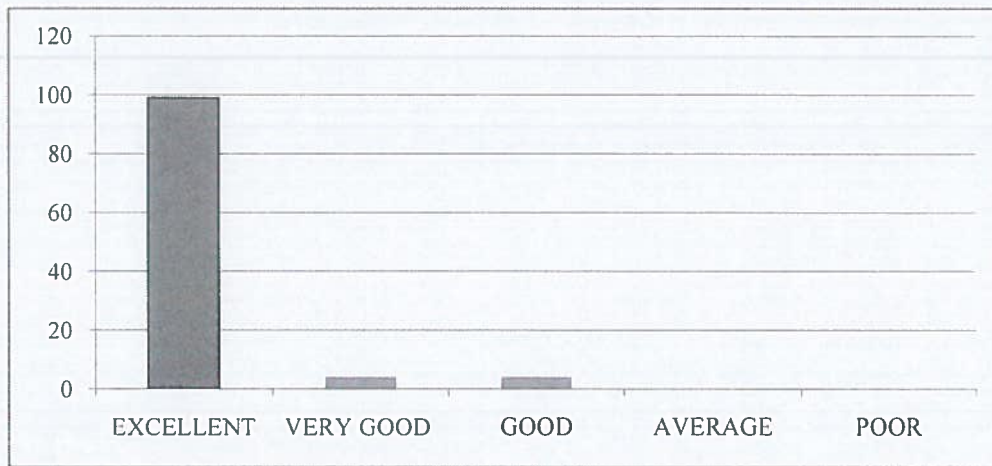
IQAC Co-ordinator
RISE Krishna Sai Gandhi Group
of Institutions, Valluru 523 272

**INTERNAL QUALITY ASSURANCE CELL (IQAC)
ANALYSIS OF STUDENT FEEDBACK ON CURRICULUM**

| Programme Name | Department Name | Academic Year | Semester |
|----------------|-----------------|---------------|----------|
| B.Tech | CSE | 2018-19 | III-II |

1. How relevant do you find the course content in relation to current industry standards and practices?.

| EXCELLENT | VERY GOOD | GOOD | AVERAGE | POOR |
|-----------|-----------|------|---------|------|
| 99 | 4 | 4 | 0 | 0 |



2. How would you rate the teaching quality of the faculty in your department?.

| EXCELLENT | VERY GOOD | GOOD | AVERAGE | POOR |
|-----------|-----------|------|---------|------|
| 99 | 5 | 3 | 0 | 0 |



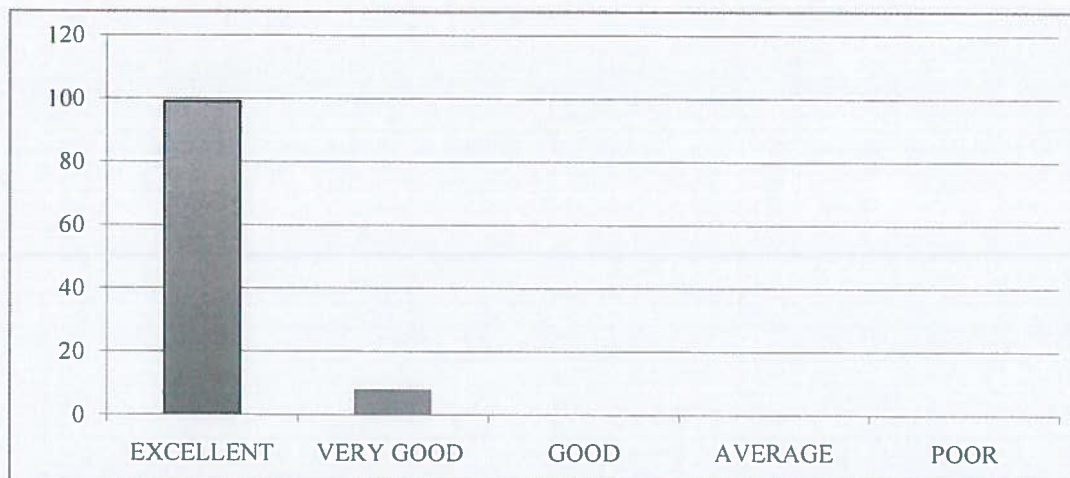
3. How do you rate the lab sessions and practicals effective in complementing the theoretical

| EXCELLENT | VERY GOOD | GOOD | AVERAGE | POOR |
|-----------|-----------|------|---------|------|
| 99 | 7 | 1 | 0 | 0 |



4. How would you rate the availability and quality of learning resources (e.g., library, online materials,

| EXCELLENT | VERY GOOD | GOOD | AVERAGE | POOR |
|-----------|-----------|------|---------|------|
| 99 | 8 | 0 | 0 | 0 |



5. How will you rate the timely and constructive feedback on your assignments and exams?

| EXCELLENT | VERY GOOD | GOOD | AVERAGE | POOR |
|-----------|-----------|------|---------|------|
| 98 | 9 | 0 | 0 | 0 |



6. How did you rate the approach of faculty members outside of classroom hours for doubts and

| EXCELLENT | VERY GOOD | GOOD | AVERAGE | POOR |
|-----------|-----------|------|---------|------|
| 100 | 4 | 3 | 0 | 0 |



7. How will you rate the opportunities for students to engage in research projects or internships?

| EXCELLENT | VERY GOOD | GOOD | AVERAGE | POOR |
|-----------|-----------|------|---------|------|
| 100 | 6 | 1 | 0 | 0 |



8. Rate the curriculum and its updates to keep pace with technological advancements and industry

| EXCELLENT | VERY GOOD | GOOD | AVERAGE | POOR |
|-----------|-----------|------|---------|------|
| 100 | 5 | 2 | 0 | 0 |



9. How would you rate the balance between academic studies and opportunities for extracurricular

| EXCELLENT | VERY GOOD | GOOD | AVERAGE | POOR |
|-----------|-----------|------|---------|------|
| 98 | 8 | 1 | 0 | 0 |



10. Considering all factors, how will you rate the satisfaction with the academic performance and

| EXCELLENT | VERY GOOD | GOOD | AVERAGE | POOR |
|-----------|-----------|------|---------|------|
| 99 | 7 | 1 | 0 | 0 |





RISE KRISHNA SAI GANDHI GROUP OF INSTITUTIONS::ONGOLE

(Approved by AICTE-NEW DELHI, Affiliated to JNTUK KAKINADA)

NH-16, Valluru-523272, Ongole, Prakasam (District), A.P

INTERNAL QUALITY ASSURANCE CELL (IQAC)

REPORT ON STUDENT FEEDBACK ANALYSIS ON CURRICULUM

| | |
|-----------------------------|-------------------------------|
| Program Name: B.TECH | Academic Year: 2018-19 |
| Department Name: CSE | Year/Semester: III-II |

1. How relevant do you find the course content in relation to current industry standards and practices?.

From the analysis report, it was observed that 92.52% of the students rated excellent about the course content in relation to current industry standards and practices, 3.74% of the students rated very good&3.74% of the students rated it good.

2. How would you rate the teaching quality of the faculty in your department?

From the analysis report, it was observed that 92.52%of the students rated excellent about the teaching quality of the faculty in the department and practices, 4.67% of the students rated very good &2.80% of the students rated it good.

3. How do you rate the lab sessions and practicals effective in complementing the theoretical knowledge you gain in lectures?

From the analysis report, it was observed that 92.52% of the students rated excellent about the lab sessions and practicals effective in complementing the theoretical knowledge gain in lectures, 6.54% of the students rated very good&0.93% of the students rated it good.

4. How would you rate the availability and quality of learning resources (e.g., library, online materials, software)?

From the analysis report, it was observed that 92.52% of the students rated excellent about the availability and quality of learning resources,7.48% of the students rated very good.

5. How will you rate the timely and constructive feedback on your assignments and exams?

From the analysis report, it was observed that91.59% of the students rated excellent about the timely and constructive feedback on assignments and exams,8.41% of the students rated very good.

6. How did you rate the approach of faculty members outside of classroom hours for doubts and discussions?

From the analysis report, it was observed that 93.46% of the students rated excellent about the approach of faculty members outside of classroom hours for doubts and discussions,3.74% of the students rated very good&2.80% of the students rated it good.

7. How will you rate the opportunities for students to engage in research projects or internships?

From the analysis report, it was observed that 93.46% of the students rated excellent about the opportunities for students to engage in research projects or internships, 5.61% of the students rated very good & 0.93% of the students rated it good.

8. Rate the curriculum and its updates to keep pace with technological advancements and industry needs?

From the analysis report, it was observed that 93.46% of the students rated excellent about the curriculum and its updates to keep pace with technological advancements and industry needs, 4.67% of the students rated very good & 1.87% of the students rated it good.

9. How would you rate the balance between academic studies and opportunities for extracurricular activities?

From the analysis report, it was observed that 91.59% of the students rated excellent about the balance between academic studies and opportunities for extracurricular activities, 7.48% of the students rated very good & 0.93% of the students rated it good.


10. Considering all factors, how will you rate the satisfaction with the academic performance and environment of the college?

From the analysis report, it was observed that 92.52% of the students rated excellent about overall satisfaction with the academic performance and environment of the college, 6.54% of the students rated very good & 0.93% of the students rated it good.


COORDINATOR


HOD

HEAD OF THE DEPARTMENT
Department of CSE
RISE Krishna Sai Gandhi Group of
Institutions, VALLUR, A.P.-523 272


IQAC Co-ordinator
RISE Krishna Sai Gandhi Group
of Institutions, Valluru 523 272



RISE KRISHNA SAI GANDHI GROUP OF INSTITUTIONS::ONGOLE

(Approved by AICTE-NEW DELHI, Affiliated to JNTUK KAKINADA)

NH-16, Valluru-523272, Ongole, Prakasam (District), A.P

INTERNAL QUALITY ASSURANCE CELL (IQAC)

ANALYSIS OF STUDENT FEEDBACK ON AMBIENCE

| | |
|------------------------|--------------------------|
| Programme Name: B.Tech | Academic Year: 2018-2019 |
| Department Name: CSE | Year/Semester: III-II |

| S.No | Question | Excellent | Very Good | Good | Average | Poor |
|------|---|-----------|-----------|------|---------|------|
| 1 | How would you rate the overall cleanliness and maintenance of the campus? | 100 | 4 | 3 | | |
| 2 | How would you rate the classrooms and lecture halls well-equipped and conducive to learning??. | 99 | 6 | 2 | | |
| 3 | How would you rate the availability and condition of recreational facilities (e.g., sports grounds, gym)?. | 99 | 8 | 0 | | |
| 4 | How would you rate the library facilities and resources? | 100 | 7 | 0 | | |
| 5 | How would you describe the overall ambience of the campus in terms of aesthetics (landscaping, architecture, etc.)? | 98 | 8 | 1 | | |
| 6 | How would you rate the adequate measures in place for emergency situations (fire, medical emergencies, etc.)? | 100 | 6 | 1 | | |
| 7 | How would you describe the overall social environment of the college? | 100 | 5 | 2 | | |
| 8 | How would you rate the classroom environment in terms of promoting active learning and participation? | 99 | 6 | 2 | | |
| 9 | How would you rate the availability and quality of technological resources (labs, software, etc.) in the college?. | 98 | 7 | 2 | | |
| 10 | How would you rate the opportunities for students to engage in extracurricular activities and clubs? | 99 | 6 | 2 | | |

HOD

HEAD OF THE DEPARTMENT

Department of CSE

RISE Krishna Sai Gandhi Group of
Institutions, VALLUR, A.P.-523 272


IQAC Co-ordinator
RISE Krishna Sai Gandhi Group
of Institutions, Valluru 523 272

**INTERNAL QUALITY ASSURANCE CELL (IQAC)
ANALYSIS OF STUDENT FEEDBACK ON AMBIENCE**

| Programme Name | Department Name | Academic Year | Semester |
|----------------|-----------------|---------------|----------|
| B.Tech | CSE | 2018-2019 | III-II |

1. How would you rate the overall cleanliness and maintenance of the campus?

| EXCELLENT | VERY GOOD | GOOD | AVERAGE | POOR |
|-----------|-----------|------|---------|------|
| 100 | 4 | 3 | 0 | 0 |



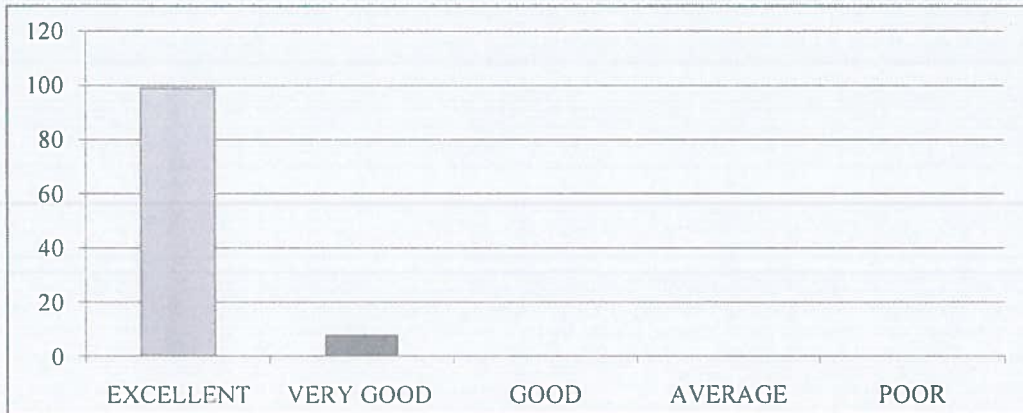
2. How would you rate the classrooms and lecture halls well-equipped and conducive to learning?

| EXCELLENT | VERY GOOD | GOOD | AVERAGE | POOR |
|-----------|-----------|------|---------|------|
| 99 | 6 | 2 | 0 | 0 |



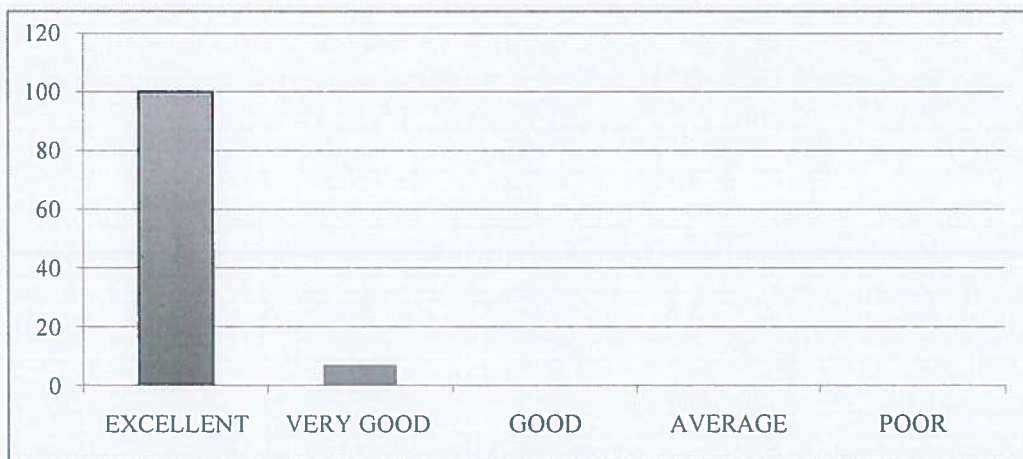
3. How would you rate the availability and condition of recreational facilities (e.g., sports grounds, gym)?.

| EXCELLENT | VERY GOOD | GOOD | AVERAGE | POOR |
|-----------|-----------|------|---------|------|
| 99 | 8 | 0 | 0 | 0 |



4. How would you rate the library facilities and resources?

| EXCELLENT | VERY GOOD | GOOD | AVERAGE | POOR |
|-----------|-----------|------|---------|------|
| 100 | 7 | 0 | 0 | 0 |



5. How would you describe the overall ambiance of the campus in terms of aesthetics (landscaping, architecture, etc.)?

| EXCELLENT | VERY GOOD | GOOD | AVERAGE | POOR |
|-----------|-----------|------|---------|------|
| 98 | 8 | 1 | 0 | 0 |



6. How would you rate the adequate measures in place for emergency situations (fire, medical emergencies, etc.)?

| EXCELLENT | VERY GOOD | GOOD | AVERAGE | POOR |
|-----------|-----------|------|---------|------|
| 100 | 6 | 1 | 0 | 0 |



7. How would you describe the overall social environment of the college?

| EXCELLENT | VERY GOOD | GOOD | AVERAGE | POOR |
|-----------|-----------|------|---------|------|
| 100 | 5 | 2 | 0 | 0 |



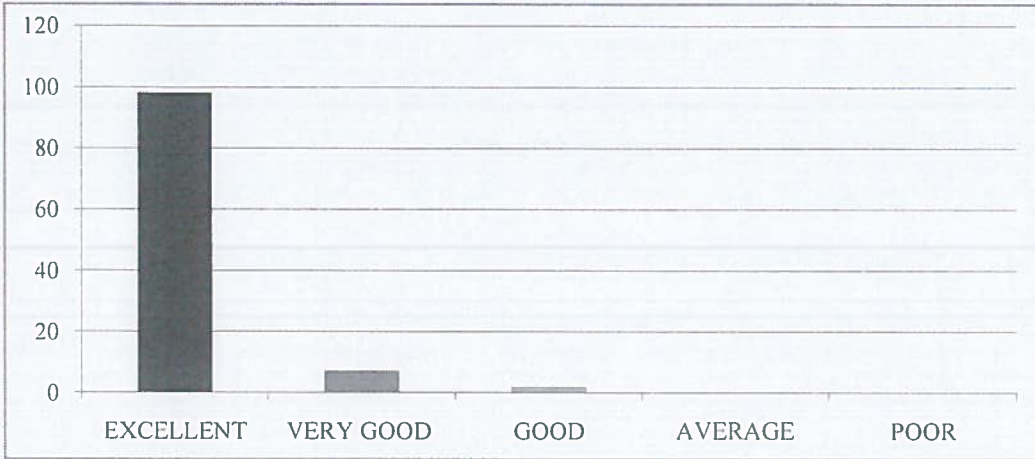
8. How would you rate the classroom environment in terms of promoting active learning and participation?

| EXCELLENT | VERY GOOD | GOOD | AVERAGE | POOR |
|-----------|-----------|------|---------|------|
| 99 | 6 | 2 | 0 | 0 |



9. How would you rate the availability and quality of technological resources (labs, software, etc.) in the college?.

| EXCELLENT | VERY GOOD | GOOD | AVERAGE | POOR |
|-----------|-----------|------|---------|------|
| 98 | 7 | 2 | 0 | 0 |



10. How would you rate the opportunities for students to engage in extracurricular activities and clubs?

| EXCELLENT | VERY GOOD | GOOD | AVERAGE | POOR |
|-----------|-----------|------|---------|------|
| 99 | 6 | 2 | 0 | 0 |





RISE KRISHNA SAI GANDHI GROUP OF INSTITUTIONS::ONGOLE
(Approved by AICTE-NEW DELHI, Affiliated to JNTUK KAKINADA)
NH-16, Valluru-523272, Ongole, Prakasam (District), A.P

INTERNAL QUALITY ASSURANCE CELL (IQAC)

REPORT ON STUDENT FEEDBACK ANALYSIS ON AMBIENCE

| | |
|----------------------|--------------------------|
| Program Name: B.TECH | Academic Year: 2018-2019 |
| Department Name: CSE | Year/Semester: III-II |

1. How would you rate the overall cleanliness and maintenance of the campus?

From the analysis report, it was observed that 93.46% of the students rated excellent about the overall cleanliness and maintenance of the campus, 3.74% of the students rated very good & 2.80% of the students rated it good.

2. How would you rate the classrooms and lecture halls well-equipped and conducive to learning?

From the analysis report, it was observed that 92.52% of the students rated excellent about the classrooms and lecture halls well-equipped and conducive to learning, 5.61% of the students rated very good & 1.87% of the students rated it good.

3. How would you rate the availability and condition of recreational facilities (e.g., sports grounds, gym)?

From the analysis report, it was observed that 92.52% of the students rated excellent about the availability and condition of recreational facilities, 7.48% of the students rated very good.

4. How would you rate the library facilities and resources?

From the analysis report, it was observed that 93.46% of the students rated excellent about the library facilities and resources, 6.54% of the students rated very good.

5. How would you describe the overall ambience of the campus in terms of aesthetics (landscaping, architecture, etc.)?

From the analysis report, it was observed that 91.59% of the students rated excellent about the overall ambience of the campus in terms of aesthetics, 7.48% of the students rated very good & 0.93% of the students rated it good.

6. How would you rate the adequate measures in place for emergency situations (fire, medical emergencies, etc.)?

From the analysis report, it was observed that 93.46% of the students rated excellent about the adequate measures in place for emergency situations, 5.61% of the students rated very good & 0.93% of the students rated it good.

7. How would you describe the overall social environment of the college?

From the analysis report, it was observed that 93.46% of the students rated excellent about the overall social environment of the college, 4.67% of the students rated very good & 1.87% of the students rated it good.

8. How would you rate the classroom environment in terms of promoting active learning and participation?

From the analysis report, it was observed that 92.52% of the students rated excellent about the classroom environment in terms of promoting active learning and participation, 5.61% of the students rated very good & 1.87% of the students rated it good.

9. How would you rate the availability and quality of technological resources (labs, software, etc.) in the college?

From the analysis report, it was observed that 91.59% of the students rated excellent about the availability and quality of technological resources in the college, 6.54% of the students rated very good & 1.87% of the students rated it good.

10. How would you rate the opportunities for students to engage in extracurricular activities and clubs?

From the analysis report, it was observed that 92.52% of the students rated excellent about the opportunities for students to engage in extracurricular activities and clubs, 5.61% of the students rated very good & 1.87% of the students rated it good.




COORDINATOR



HOD

HEAD OF THE DEPARTMENT
Department of CSE
RISE Krishna Sai Gandhi Group of
Institutions, VALLUR, A.P.-523 272



IQAC Co-ordinator
RISE Krishna Sai Gandhi Group
of Institutions, Valluru 523 272



RISE KRISHNA SAI GANDHI GROUP OF INSTITUTIONS::ONGOLE

(Approved by AICTE-NEW DELHI, Affiliated to JNTUK KAKINADA)
NH-16, Valluru-523272, Ongole, Prakasam (District), A.P

INTERNAL QUALITY ASSURANCE CELL (IQAC)

ANALYSIS OF STUDENT FEEDBACK ON CURRICULUM

| | |
|---------------------|--------------------------|
| Program Name:B.TECH | Academic Year: 2018-2019 |
| Department Name:ECE | Year/Semester: IV-II |

| S.No | Question | Excellent | Very Good | Good | Average | Poor |
|------|---|-----------|-----------|------|---------|------|
| 1 | How relevant do you find the course content in relation to current industry standards and practices?. | 96 | 6 | 1 | 0 | 0 |
| 2 | How would you rate the teaching quality of the faculty in your department?. | 96 | 6 | 1 | 0 | 0 |
| 3 | How do you rate the lab sessions and practicals effective in complementing the theoretical knowledge you gain in lectures?. | 95 | 7 | 1 | 0 | 0 |
| 4 | How would you rate the availability and quality of learning resources (e.g., library, online materials, software)? | 98 | 5 | 0 | 0 | 0 |
| 5 | How will you rate the timely and constructive feedback on your assignments and exams? | 97 | 5 | 1 | 0 | 0 |
| 6 | How did you rate the approach of faculty members outside of classroom hours for doubts and discussions?. | 95 | 7 | 1 | 0 | 0 |
| 7 | How will you rate the opportunities for students to engage in research projects or internships? | 97 | 4 | 2 | 0 | 0 |
| 8 | Rate the curriculum and its updates to keep pace with technological advancements and industry needs? | 97 | 3 | 3 | 0 | 0 |
| 9 | How would you rate the balance between academic studies and opportunities for extracurricular activities?. | 95 | 6 | 2 | 0 | 0 |
| 10 | Considering all factors, how will you rate the satisfaction with the academic performance and environment of the college? | 97 | 4 | 2 | 0 | 0 |

[Signature]

IQAC Co-ordinator
RISE Krishna Sai Gandhi Group
of Institutions, Valluru 523 272

[Signature]
HOD

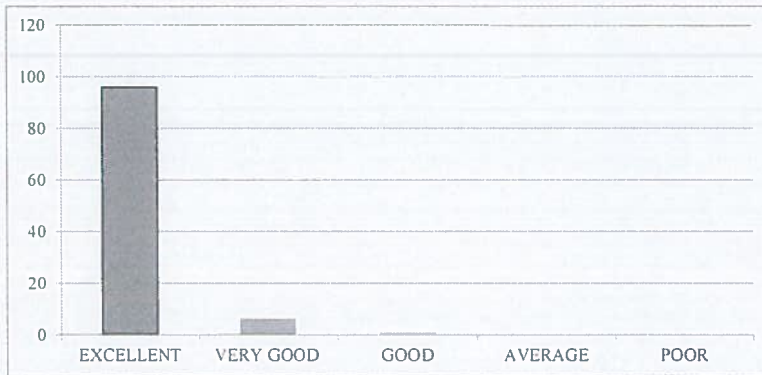
HEAD OF THE DEPARTMENT
Department of E.C.E
RISE Krishna Sai Gandhi Group
of Institutions, VALLURU, A.P.-523 272

**INTERNAL QUALITY ASSURANCE CELL (IQAC)
ANALYSIS OF STUDENT FEEDBACK ON CURRICULUM**

| Programme Name | Department Name | Academic Year | Semester |
|----------------|-----------------|---------------|----------|
| B.Tech | ECE | 2018-19 | IV-II |

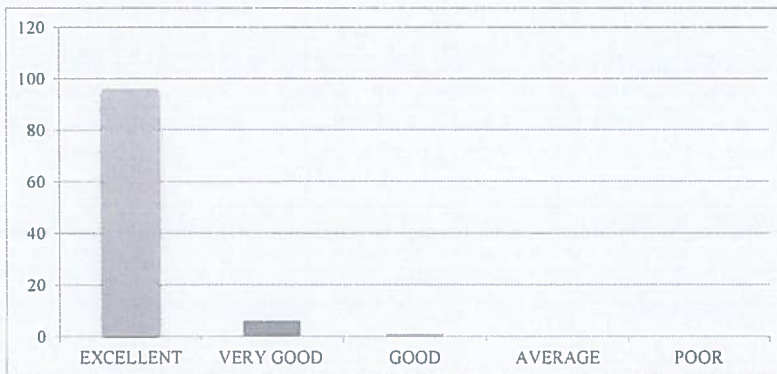
1. How relevant do you find the course content in relation to current industry standards and practices?.

| EXCELLENT | VERY GOOD | GOOD | AVERAGE | POOR |
|-----------|-----------|------|---------|------|
| 96 | 6 | 1 | 0 | 0 |



2. How would you rate the teaching quality of the faculty in your department?.

| EXCELLENT | VERY GOOD | GOOD | AVERAGE | POOR |
|-----------|-----------|------|---------|------|
| 96 | 6 | 1 | 0 | 0 |



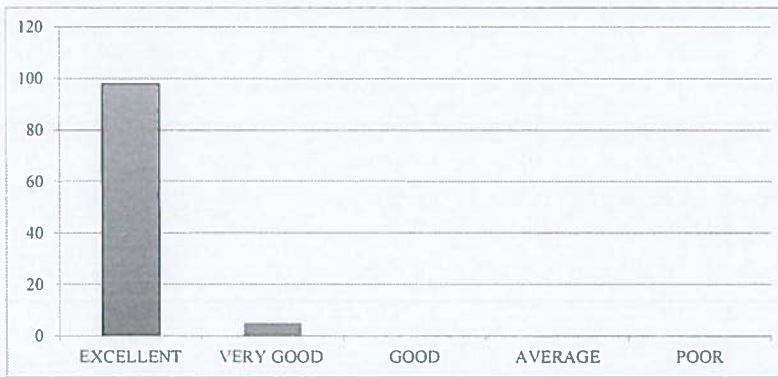
3. How do you rate the lab sessions and practicals effective in complementing the theoretical knowledge you gain in lectures?

| EXCELLENT | VERY GOOD | GOOD | AVERAGE | POOR |
|-----------|-----------|------|---------|------|
| 95 | 7 | 1 | 0 | 0 |



4. How would you rate the availability and quality of learning resources (e.g., library, online materials, software)?

| EXCELLENT | VERY GOOD | GOOD | AVERAGE | POOR |
|-----------|-----------|------|---------|------|
| 98 | 5 | 0 | 0 | 0 |



5. How will you rate the timely and constructive feedback on your assignments and exams?

| EXCELLENT | VERY GOOD | GOOD | AVERAGE | POOR |
|-----------|-----------|------|---------|------|
| 97 | 5 | 1 | 0 | 0 |



6. How did you rate the approach of faculty members outside of classroom hours for doubts and discussions?.

| EXCELLENT | VERY GOOD | GOOD | AVERAGE | POOR |
|-----------|-----------|------|---------|------|
| 95 | 7 | 1 | 0 | 0 |



7. How will you rate the opportunities for students to engage in research projects or internships?

| EXCELLENT | VERY GOOD | GOOD | AVERAGE | POOR |
|-----------|-----------|------|---------|------|
| 97 | 4 | 2 | 0 | 0 |



8. Rate the curriculum and its updates to keep pace with technological advancements and industry needs?.

| EXCELLENT | VERY GOOD | GOOD | AVERAGE | POOR |
|-----------|-----------|------|---------|------|
| 97 | 3 | 3 | 0 | 0 |



9. How would you rate the balance between academic studies and opportunities for extracurricular activities?

| EXCELLENT | VERY GOOD | GOOD | AVERAGE | POOR |
|-----------|-----------|------|---------|------|
| 95 | 6 | 2 | 0 | 0 |



10. Considering all factors, how will you rate the satisfaction with the academic performance and environment of the college?

| EXCELLENT | VERY GOOD | GOOD | AVERAGE | POOR |
|-----------|-----------|------|---------|------|
| 97 | 4 | 2 | 0 | 0 |





RISE KRISHNA SAI GANDHI GROUP OF INSTITUTIONS::ONGOLE

(Approved by AICTE-NEW DELHI, Affiliated to JNTUK KAKINADA)

NH-16, Valluru-523272, Ongole, Prakasam (District), A.P

INTERNAL QUALITY ASSURANCE CELL (IQAC)

REPORT ON STUDENT FEEDBACK ANALYSIS ON CURRICULUM

| | |
|---------------------|--------------------------|
| Program Name:B.TECH | Academic Year: 2018-2019 |
| Department Name:ECE | Year/Semester: IV-II |

1. How relevant do you find the course content in relation to current industry standards and practices?.

From the analysis report, it was observed that 93.20% of the students rated excellent about the course content in relation to current industry standards and practices, 5.83% of the students rated very good & 0.97% of the students rated it good.

2. How would you rate the teaching quality of the faculty in your department?

From the analysis report, it was observed that 93.20% of the students rated excellent about the teaching quality of the faculty in the department and practices, 5.83% of the students rated very good & 0.97% of the students rated it good.

3. How do you rate the lab sessions and practicals effective in complementing the theoretical knowledge you gain in lectures?

From the analysis report, it was observed that 92.23% of the students rated excellent about the lab sessions and practicals effective in complementing the theoretical knowledge gain in lectures, 6.80% of the students rated very good & 0.97% of the students rated it good.

4. How would you rate the availability and quality of learning resources (e.g., library, online materials, software)?

From the analysis report, it was observed that 95.15% of the students rated excellent about the availability and quality of learning resources, 4.85% of the students rated very good.

5. How will you rate the timely and constructive feedback on your assignments and exams?

From the analysis report, it was observed that 94.17% of the students rated excellent about the timely and constructive feedback on assignments and exams, 4.85% of the students rated very good & 0.97% of the students rated it good.

6. How did you rate the approach of faculty members outside of classroom hours for doubts and discussions?

From the analysis report, it was observed that 92.23% of the students rated excellent about the approach of faculty members outside of classroom hours for doubts and discussions, 6.80% of the students rated very good & 0.97% of the students rated it good.

7. How will you rate the opportunities for students to engage in research projects or internships?

From the analysis report, it was observed that 94.17% of the students rated excellent about the opportunities for students to engage in research projects or internships, 3.88 % of the students rated very good & 1.94% of the students rated it good.

8. Rate the curriculum and its updates to keep pace with technological advancements and industry needs?

From the analysis report, it was observed that 94.17% of the students rated excellent about the curriculum and its updates to keep pace with technological advancements and industry needs, 02.91% of the students rated very good & 2.91% of the students rated it good.


9. How would you rate the balance between academic studies and opportunities for extracurricular activities?


From the analysis report, it was observed that 92.23% of the students rated excellent about the balance between academic studies and opportunities for extracurricular activities, 5.83% of the students rated very good & 1.94% of the students rated it good.

10. Considering all factors, how will you rate the satisfaction with the academic performance and environment of the college?

From the analysis report, it was observed that 94.17% of the students rated excellent about overall satisfaction with the academic performance and environment of the college, 3.88% of the students rated very good & 1.94% of the students rated it good.


COORDINATOR


IQAC Co-ordinator
RISE Krishna Sai Gandhi Group
of Institutions, Valluru 523 272


HOD
HEAD OF THE DEPARTMENT
Department of E.C.E
RISE Krishna Sai Gandhi Group
of Institutions, VALLURU, A.P.-523 272



RISE KRISHNA SAI GANDHI GROUP OF INSTITUTIONS::ONGOLE

(Approved by AICTE-NEW DELHI, Affiliated to JNTUK KAKINADA)
NH-16, Valluru-523272, Ongole, Prakasam (District), A.P

INTERNAL QUALITY ASSURANCE CELL (IQAC)

ANALYSIS OF STUDENT FEEDBACK ON AMBIENCE

| | |
|----------------------------|---------------------------------|
| Program Name:B.TECH | Academic Year: 2018-2019 |
| Department Name:ECE | Year/Semester:IV-II |

| S.No | Question | Excellent | Very Good | Good | Average | Poor |
|------|---|-----------|-----------|------|---------|------|
| 1 | How would you rate the overall cleanliness and maintenance of the campus? | 97 | 4 | 2 | 0 | 0 |
| 2 | How would you rate the classrooms and lecture halls well-equipped and conducive to learning??. | 97 | 5 | 1 | 0 | 0 |
| 3 | How would you rate the availability and condition of recreational facilities (e.g., sports grounds, gym)?. | 95 | 6 | 2 | 0 | 0 |
| 4 | How would you rate the library facilities and resources? | 96 | 6 | 1 | 0 | 0 |
| 5 | How would you describe the overall ambience of the campus in terms of aesthetics (landscaping, architecture, etc.)? | 95 | 5 | 3 | 0 | 0 |
| 6 | How would you rate the adequate measures in place for emergency situations (fire, medical emergencies, etc.)? | 96 | 4 | 3 | 0 | 0 |
| 7 | How would you describe the overall social environment of the college? | 97 | 3 | 3 | 0 | 0 |
| 8 | How would you rate the classroom environment in terms of promoting active learning and participation? | 98 | 3 | 2 | 0 | 0 |
| 9 | How would you rate the availability and quality of technological resources (labs, software, etc.) in the college?. | 98 | 4 | 1 | 0 | 0 |
| 10 | How would you rate the opportunities for students to engage in extracurricular activities and clubs? | 99 | 3 | 1 | 0 | 0 |

IQAC Co-ordinator
RISE Krishna Sai Gandhi Group
of Institutions, Valluru 523 272

S.V.
HOD
HEAD OF THE DEPARTMENT
Department of E.C.E
RISE Krishna Sai Gandhi Group
NH-16, Valluru, A.P. 523 272

**INTERNAL QUALITY ASSURANCE CELL (IQAC)
ANALYSIS OF STUDENT FEEDBACK ON AMBIENCE**

| Programme Name | Department Name | Academic Year | Semester |
|----------------|-----------------|---------------|----------|
| B Tech | ECE | 2018-19 | IV-II |

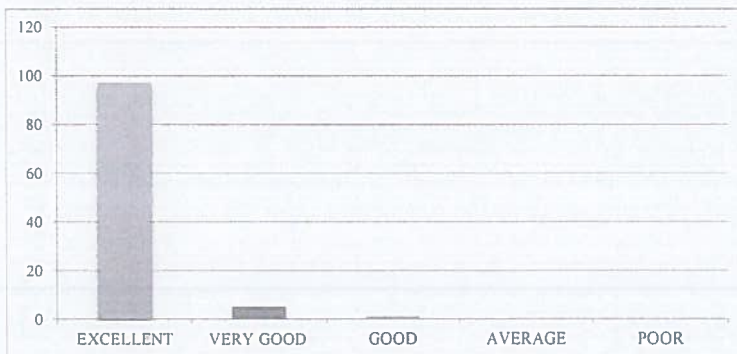
1 How would you rate the overall cleanliness and maintenance of the campus?

| EXCELLENT | VERY GOOD | GOOD | AVERAGE | POOR |
|-----------|-----------|------|---------|------|
| 97 | 4 | 2 | 0 | 0 |



2. How would you rate the classrooms and lecture halls well-equipped and conducive to learning?

| EXCELLENT | VERY GOOD | GOOD | AVERAGE | POOR |
|-----------|-----------|------|---------|------|
| 97 | 5 | 1 | 0 | 0 |



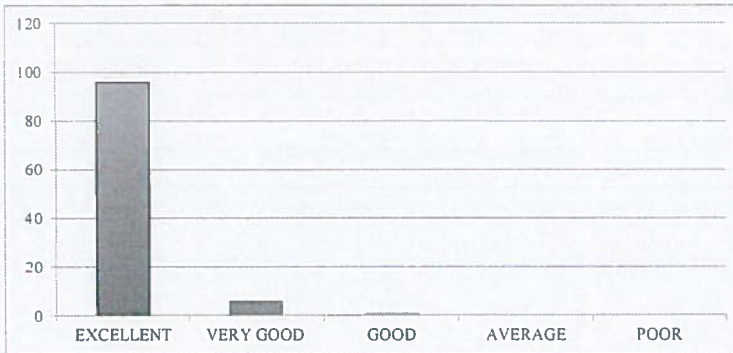
3. How would you rate the availability and condition of recreational facilities (e.g., sports grounds, gym)?

| EXCELLENT | VERY GOOD | GOOD | AVERAGE | POOR |
|-----------|-----------|------|---------|------|
| 95 | 6 | 2 | 0 | 0 |



4. How would you rate the library facilities and resources?

| EXCELLENT | VERY GOOD | GOOD | AVERAGE | POOR |
|-----------|-----------|------|---------|------|
| 96 | 6 | 1 | 0 | 0 |



5. How would you describe the overall ambiance of the campus in terms of aesthetics (landscaping, architecture, etc.)?

| EXCELLENT | VERY GOOD | GOOD | AVERAGE | POOR |
|-----------|-----------|------|---------|------|
| 95 | 5 | 3 | 0 | 0 |



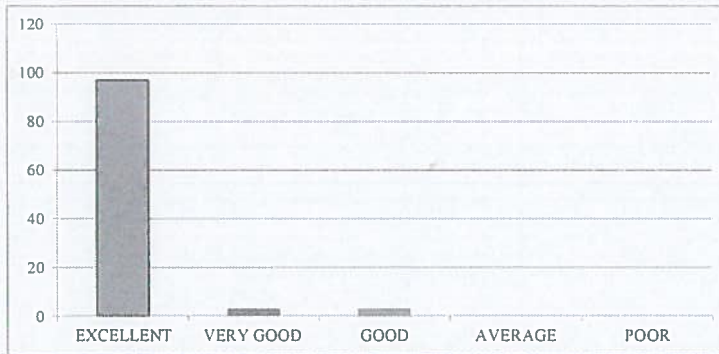
6 How would you rate the adequate measures in place for emergency situations (fire, medical emergencies, etc)?

| EXCELLENT | VERY GOOD | GOOD | AVERAGE | POOR |
|-----------|-----------|------|---------|------|
| 96 | 4 | 3 | 0 | 0 |



7 How would you describe the overall social environment of the college?

| EXCELLENT | VERY GOOD | GOOD | AVERAGE | POOR |
|-----------|-----------|------|---------|------|
| 97 | 3 | 3 | 0 | 0 |



8 How would you rate the classroom environment in terms of promoting active learning and participation?

| EXCELLENT | VERY GOOD | GOOD | AVERAGE | POOR |
|-----------|-----------|------|---------|------|
| 98 | 3 | 2 | 0 | 0 |



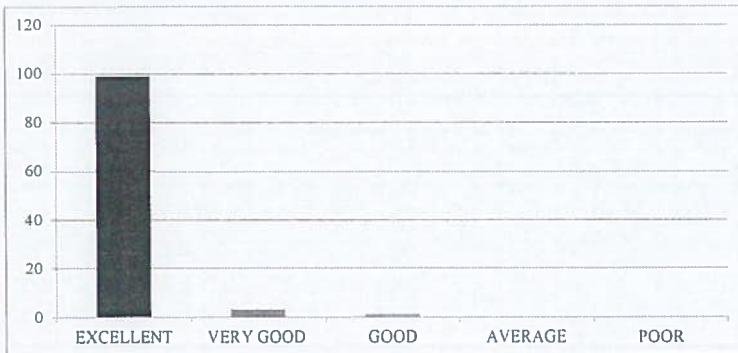
9 How would you rate the availability and quality of technological resources (labs, software, etc.) in the college?

| EXCELLENT | VERY GOOD | GOOD | AVERAGE | POOR |
|-----------|-----------|------|---------|------|
| 98 | 4 | 1 | 0 | 0 |



10. How would you rate the opportunities for students to engage in extracurricular activities and clubs?

| EXCELLENT | VERY GOOD | GOOD | AVERAGE | POOR |
|-----------|-----------|------|---------|------|
| 99 | 3 | 1 | 0 | 0 |





RISE KRISHNA SAI GANDHI GROUP OF INSTITUTIONS::ONGOLE
(Approved by AICTE-NEW DELHI, Affiliated to JNTUK KAKINADA)
NH-16, Valluru-523272, Ongole, Prakasam (District), A.P

INTERNAL QUALITY ASSURANCE CELL (IQAC)

REPORT ON STUDENT FEEDBACK ANALYSIS ON AMBIENCE

| | |
|---------------------|--------------------------|
| Program Name:B.TECH | Academic Year: 2018-2019 |
| Department Name:ECE | Year/Semester:IV-II |

1. How would you rate the overall cleanliness and maintenance of the campus?

From the analysis report, it was observed that 94.17% of the students rated excellent about the overall cleanliness and maintenance of the campus, 3.88% of the students rated very good & 1.94% of the students rated it good.

2. How would you rate the classrooms and lecture halls well-equipped and conducive to learning?

From the analysis report, it was observed that 94.17% of the students rated excellent about the classrooms and lecture halls well-equipped and conducive to learning, 4.85% of the students rated very good & 0.97% of the students rated it good.

3. How would you rate the availability and condition of recreational facilities (e.g., sports grounds, gym)?

From the analysis report, it was observed that 92.23% of the students rated excellent about the availability and condition of recreational facilities, 5.83% of the students rated very good & 1.94% of the students rated it good.

4. How would you rate the library facilities and resources?

From the analysis report, it was observed that 93.20% of the students rated excellent about the library facilities and resources, 5.83% of the students rated very good & 0.97% of the students rated it good.

5. How would you describe the overall ambience of the campus in terms of aesthetics (landscaping, architecture, etc.)?

From the analysis report, it was observed that 92.23% of the students rated excellent about the overall ambience of the campus in terms of aesthetics, 4.85% of the students rated very good & 2.91% of the students rated it good.

6. How would you rate the adequate measures in place for emergency situations (fire, medical emergencies, etc.)?

From the analysis report, it was observed that 93.20% of the students rated excellent about the adequate measures in place for emergency situations, 3.88% of the students rated very good & 2.91% of the students rated it good.

7. How would you describe the overall social environment of the college?

From the analysis report, it was observed that 94.17% of the students rated excellent about the overall social environment of the college, 2.91% of the students rated very good & 2.91% of the students rated it good.

8. How would you rate the classroom environment in terms of promoting active learning and participation?

From the analysis report, it was observed that 95.15% of the students rated excellent about the classroom environment in terms of promoting active learning and participation, 2.91% of the students rated very good & 1.94% of the students rated it good.

9. How would you rate the availability and quality of technological resources (labs, software, etc.) in the college?


From the analysis report, it was observed that 95.15% of the students rated excellent about the availability and quality of technological resources in the college, 3.88% of the students rated very good & 0.97% of the students rated it good.

10. How would you rate the opportunities for students to engage in extracurricular activities and clubs?

From the analysis report, it was observed that 96.12% of the students rated excellent about the opportunities for students to engage in extracurricular activities and clubs, 2.91% of the students rated very good & 0.97% of the students rated it good.


COORDINATOR


IQAC Co-ordinator
RISE Krishna Sai Gandhi Group
of Institutions, Valluru 523 272


HOD
HEAD OF THE DEPARTMENT
Department of E.C.E
RISE Krishna Sai Gandhi Group
of Institutions, VALLURU, A.P.-523 272



RISE KRISHNA SAI GANDHI GROUP OF INSTITUTIONS::ONGOLE

(Approved by AICTE-NEW DELHI, Affiliated to JNTUK KAKINADA)

NH-16, Valluru-523272, Ongole, Prakasam (District), A.P

INTERNAL QUALITY ASSURANCE CELL (IQAC)

ANALYSIS OF STUDENT FEEDBACK ON CURRICULUM

| | |
|------------------------|--------------------------|
| Programme Name: B.Tech | Academic Year: 2018-2019 |
| Department Name: CSE | Year/Semester: IV-II |

| S.No | Question | Excellent | Very Good | Good | Average | Poor |
|------|---|-----------|-----------|------|---------|------|
| 1 | How relevant do you find the course content in relation to current industry standards and practices?. | 95 | 4 | 1 | | |
| 2 | How would you rate the teaching quality of the faculty in your department?. | 96 | 3 | 1 | | |
| 3 | How do you rate the lab sessions and practicals effective in complementing the theoretical knowledge you gain in lectures?. | 96 | 4 | 0 | | |
| 4 | How would you rate the availability and quality of learning resources (e.g., library, online materials, software)? | 97 | 3 | 0 | | |
| 5 | How will you rate the timely and constructive feedback on your assignments and exams? | 97 | 2 | 1 | | |
| 6 | How did you rate the approach of faculty members outside of classroom hours for doubts and discussions?. | 98 | 1 | 1 | | |
| 7 | How will you rate the opportunities for students to engage in research projects or internships? | 97 | 2 | 1 | | |
| 8 | Rate the curriculum and its updates to keep pace with technological advancements and industry needs? | 98 | 1 | 1 | | |
| 9 | How would you rate the balance between academic studies and opportunities for extracurricular activities?. | 96 | 3 | 1 | | |
| 10 | Considering all factors, how will you rate the satisfaction with the academic performance and environment of the college? | 97 | 2 | 1 | | |

HOD
HEAD OF THE DEPARTMENT
Department of CSE
RISE Krishna Sai Gandhi Group of
Institutions, VALLUR, A.P.-523 272

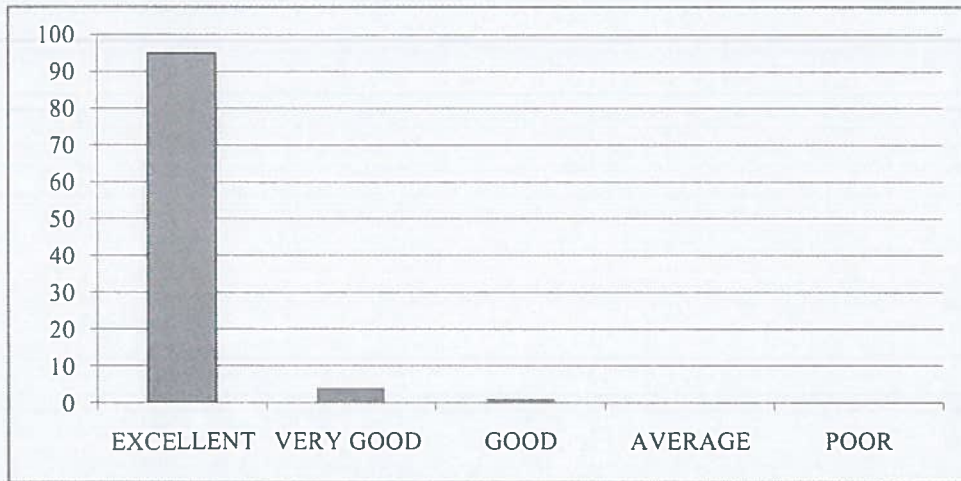
IQAC Co-ordinator
RISE Krishna Sai Gandhi Group
of Institutions, Valluru 523 272

**INTERNAL QUALITY ASSURANCE CELL (IQAC)
ANALYSIS OF STUDENT FEEDBACK ON CURRICULUM**

| Programme Name | Department Name | Academic Year | Semester |
|----------------|-----------------|---------------|----------|
| B.Tech | CSE | 2018-19 | IV-II |

1. How relevant do you find the course content in relation to current industry standards and practices?.

| EXCELLENT | VERY GOOD | GOOD | AVERAGE | POOR |
|-----------|-----------|------|---------|------|
| 95 | 4 | 1 | 0 | 0 |



2. How would you rate the teaching quality of the faculty in your department?.

| EXCELLENT | VERY GOOD | GOOD | AVERAGE | POOR |
|-----------|-----------|------|---------|------|
| 96 | 3 | 1 | 0 | 0 |



3. How do you rate the lab sessions and practicals effective in complementing the theoretical knowledge you gain in lectures?.

| EXCELLENT | VERY GOOD | GOOD | AVERAGE | POOR |
|-----------|-----------|------|---------|------|
| 96 | 4 | 0 | 0 | 0 |



4. How would you rate the availability and quality of learning resources (e.g., library, online materials, software)?

| EXCELLENT | VERY GOOD | GOOD | AVERAGE | POOR |
|-----------|-----------|------|---------|------|
| 97 | 3 | 0 | 0 | 0 |



5. How will you rate the timely and constructive feedback on your assignments and exams?

| EXCELLENT | VERY GOOD | GOOD | AVERAGE | POOR |
|-----------|-----------|------|---------|------|
| 97 | 2 | 1 | 0 | 0 |



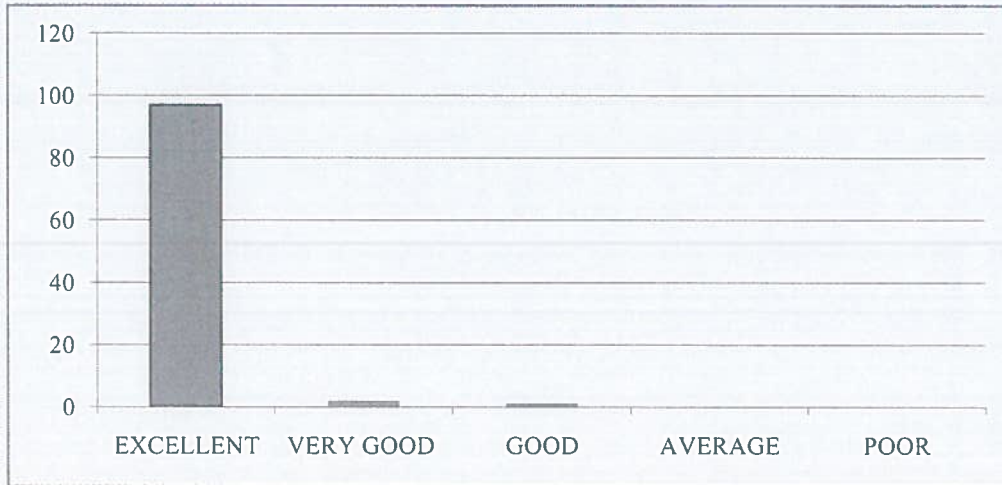
6. How did you rate the approach of faculty members outside of classroom hours for doubts and discussions?.

| EXCELLENT | VERY GOOD | GOOD | AVERAGE | POOR |
|-----------|-----------|------|---------|------|
| 98 | 1 | 1 | 0 | 0 |



7. How will you rate the opportunities for students to engage in research projects or internships?

| EXCELLENT | VERY GOOD | GOOD | AVERAGE | POOR |
|-----------|-----------|------|---------|------|
| 97 | 2 | 1 | 0 | 0 |



8. Rate the curriculum and its updates to keep pace with technological advancements and industry needs?.

| EXCELLENT | VERY GOOD | GOOD | AVERAGE | POOR |
|-----------|-----------|------|---------|------|
| 98 | 1 | 1 | 0 | 0 |



9. How would you rate the balance between academic studies and opportunities for extracurricular activities?.

| EXCELLENT | VERY GOOD | GOOD | AVERAGE | POOR |
|-----------|-----------|------|---------|------|
| 96 | 3 | 1 | 0 | 0 |



10. Considering all factors, how will you rate the satisfaction with the academic performance and environment of the college?

| EXCELLENT | VERY GOOD | GOOD | AVERAGE | POOR |
|-----------|-----------|------|---------|------|
| 97 | 2 | 1 | 0 | 0 |





RISE KRISHNA SAI GANDHI GROUP OF INSTITUTIONS::ONGOLE

(Approved by AICTE-NEW DELHI, Affiliated to JNTUK KAKINADA)
NH-16, Valluru-523272, Ongole, Prakasam (District), A.P

INTERNAL QUALITY ASSURANCE CELL (IQAC)

REPORT ON STUDENT FEEDBACK ANALYSIS ON CURRICULUM

| | |
|----------------------|-----------------------|
| Program Name: B.TECH | Academic Year:2018-19 |
| Department Name: CSE | Year/Semester:IV-II |

1. How relevant do you find the course content in relation to current industry standards and practices?.

From the analysis report, it was observed that 95.00% of the students rated excellent about the course content in relation to current industry standards and practices, 3.00% of the students rated very good&2.00% of the students rated it good.

2. How would you rate the teaching quality of the faculty in your department?

From the analysis report, it was observed that 96.00%of the students rated excellent about the teaching quality of the faculty in the department and practices, 2.00% of the students rated very good &2.00% of the students rated it good.

3. How do you rate the lab sessions and practicals effective in complementing the theoretical knowledge you gain in lectures?

From the analysis report, it was observed that 96.00% of the students rated excellent about the lab sessions and practicals effective in complementing the theoretical knowledge gain in lectures, 3.00% of the students rated very good&1.00% of the students rated it good.

4. How would you rate the availability and quality of learning resources (e.g., library, online materials, software)?

From the analysis report, it was observed that 97.00% of the students rated excellent about the availability and quality of learning resources,2.00% of the students rated very good&1.00% of the students rated it good.

5. How will you rate the timely and constructive feedback on your assignments and exams?

From the analysis report, it was observed that96.00% of the students rated excellent about the timely and constructive feedback on assignments and exams,3.00% of the students rated very good&1.00% of the students rated it good.

6. How did you rate the approach of faculty members outside of classroom hours for doubts and discussions?

From the analysis report, it was observed that 98.00% of the students rated excellent about the approach of faculty members outside of classroom hours for doubts and discussions,2.00% of the students rated very good.

7. How will you rate the opportunities for students to engage in research projects or internships?

From the analysis report, it was observed that 97.00% of the students rated excellent about the opportunities for students to engage in research projects or internships, 3.00% of the students rated very good.

8. Rate the curriculum and its updates to keep pace with technological advancements and industry needs?

From the analysis report, it was observed that 99.00% of the students rated excellent about the curriculum and its updates to keep pace with technological advancements and industry needs, 1.00% of the students rated very good.

9. How would you rate the balance between academic studies and opportunities for extracurricular activities?

From the analysis report, it was observed that 96.00% of the students rated excellent about the balance between academic studies and opportunities for extracurricular activities, 4.00% of the students rated very good.

10. Considering all factors, how will you rate the satisfaction with the academic performance and environment of the college?

From the analysis report, it was observed that 97.00% of the students rated excellent about overall satisfaction with the academic performance and environment of the college, 3.00% of the students rated very good.



COORDINATOR



HOD

HEAD OF THE DEPARTMENT
Department of CSE
RISE Krishna Sai Gandhi Group of
Institutions, VALLUR, A.P.-523 272



IQAC Co-ordinator
RISE Krishna Sai Gandhi Group
of Institutions, Valluru 523 272.



RISE KRISHNA SAI GANDHI GROUP OF INSTITUTIONS::ONGOLE

(Approved by AICTE-NEW DELHI, Affiliated to JNTUK KAKINADA)

NH-16, Valluru-523272, Ongole, Prakasam (District), A.P

INTERNAL QUALITY ASSURANCE CELL (IQAC)

ANALYSIS OF STUDENT FEEDBACK ON AMBIENCE

| | |
|------------------------|--------------------------|
| Programme Name: B.Tech | Academic Year: 2018-2019 |
| Department Name: CSE | Year/Semester: IV-II |

| S.No | Question | Excellent | Very Good | Good | Average | Poor |
|------|---|-----------|-----------|------|---------|------|
| 1 | How would you rate the overall cleanliness and maintenance of the campus? | 95 | 3 | 2 | | |
| 2 | How would you rate the classrooms and lecture halls well-equipped and conducive to learning??. | 97 | 2 | 1 | | |
| 3 | How would you rate the availability and condition of recreational facilities (e.g., sports grounds, gym)?. | 96 | 3 | 1 | | |
| 4 | How would you rate the library facilities and resources? | 97 | 2 | 1 | | |
| 5 | How would you describe the overall ambience of the campus in terms of aesthetics (landscaping, architecture, etc.)? | 97 | 3 | 0 | | |
| 6 | How would you rate the adequate measures in place for emergency situations (fire, medical emergencies, etc.)? | 97 | 2 | 1 | | |
| 7 | How would you describe the overall social environment of the college? | 98 | 2 | 0 | | |
| 8 | How would you rate the classroom environment in terms of promoting active learning and participation? | 98 | 2 | 0 | | |
| 9 | How would you rate the availability and quality of technological resources (labs, software, etc.) in the college?. | 96 | 2 | 2 | | |
| 10 | How would you rate the opportunities for students to engage in extracurricular activities and clubs? | 96 | 3 | 0 | | |

HOD

HEAD OF THE DEPARTMENT
Department of CSE

RISE Krishna Sai Gandhi Group of
Institutions, VALLUR, A.P.-523 272


IQAC Co-ordinator
RISE Krishna Sai Gandhi Group
of Institutions, Valluru 523 272

**INTERNAL QUALITY ASSURANCE CELL (IQAC)
ANALYSIS OF STUDENT FEEDBACK ON AMBIENCE**

| Programme Name | Department Name | Academic Year | Semester |
|----------------|-----------------|---------------|----------|
| B.Tech | CSE | 2018-2019 | IV-II |


1. How would you rate the overall cleanliness and maintenance of the campus?

| EXCELLENT | VERY GOOD | GOOD | AVERAGE | POOR |
|-----------|-----------|------|---------|------|
| 95 | 3 | 2 | 0 | 0 |



2. How would you rate the classrooms and lecture halls well-equipped and conducive to learning?

| EXCELLENT | VERY GOOD | GOOD | AVERAGE | POOR |
|-----------|-----------|------|---------|------|
| 97 | 2 | 1 | 0 | 0 |



3. How would you rate the availability and condition of recreational facilities (e.g., sports grounds, gym)?.

| EXCELLENT | VERY GOOD | GOOD | AVERAGE | POOR |
|-----------|-----------|------|---------|------|
| 96 | 3 | 1 | 0 | 0 |



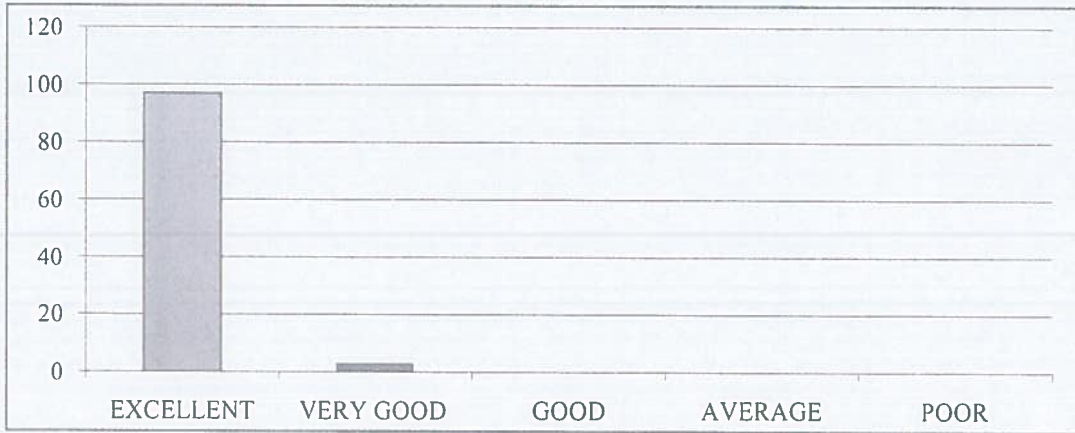
4. How would you rate the library facilities and resources?

| EXCELLENT | VERY GOOD | GOOD | AVERAGE | POOR |
|-----------|-----------|------|---------|------|
| 9 | 2 | 1 | 0 | 0 |




5. How would you describe the overall ambiance of the campus in terms of aesthetics (landscaping, architecture, etc.)?

| EXCELLENT | VERY GOOD | GOOD | AVERAGE | POOR |
|-----------|-----------|------|---------|------|
| 97 | 3 | 0 | 0 | 0 |



6. How would you rate the adequate measures in place for emergency situations (fire, medical emergencies, etc.)?

| EXCELLENT | VERY GOOD | GOOD | AVERAGE | POOR |
|-----------|-----------|------|---------|------|
| 97 | 2 | 1 | 0 | 0 |



7. How would you describe the overall social environment of the college?

| EXCELLENT | VERY GOOD | GOOD | AVERAGE | POOR |
|-----------|-----------|------|---------|------|
| 98 | 2 | 0 | 0 | 0 |



8. How would you rate the classroom environment in terms of promoting active learning and participation?

| EXCELLENT | VERY GOOD | GOOD | AVERAGE | POOR |
|-----------|-----------|------|---------|------|
| 98 | 2 | 0 | 0 | 0 |



9. How would you rate the availability and quality of technological resources (labs, software, etc.) in the college?.

| EXCELLENT | VERY GOOD | GOOD | AVERAGE | POOR |
|-----------|-----------|------|---------|------|
| 96 | 2 | 2 | 0 | 0 |



10. How would you rate the opportunities for students to engage in extracurricular activities and clubs?

| EXCELLENT | VERY GOOD | GOOD | AVERAGE | POOR |
|-----------|-----------|------|---------|------|
| 96 | 3 | 0 | 0 | 0 |





RISE KRISHNA SAI GANDHI GROUP OF INSTITUTIONS::ONGOLE
(Approved by AICTE-NEW DELHI, Affiliated to JNTUK KAKINADA)
NH-16, Valluru-523272, Ongole, Prakasam (District), A.P

INTERNAL QUALITY ASSURANCE CELL (IQAC)

REPORT ON STUDENT FEEDBACK ANALYSIS ON AMBIENCE

| | |
|---------------------|--------------------------|
| Program Name:B.TECH | Academic Year: 2018-2019 |
| Department Name:CSE | Year/Semester:IV-II |

1. How would you rate the overall cleanliness and maintenance of the campus?

From the analysis report, it was observed that 96.00% of the students rated excellent about the overall cleanliness and maintenance of the campus,3.00% of the students rated very good&1.00% of the students rated it good.

2. How would you rate the classrooms and lecture halls well-equipped and conducive to learning?

From the analysis report, it was observed that 97.00% of the students rated excellent about the classrooms and lecture halls well-equipped and conducive to learning,2.00% of the students rated very good &1.00% of the students rated it good.

3. How would you rate the availability and condition of recreational facilities (e.g., sports grounds, gym)?

From the analysis report, it was observed that 96.00% of the students rated excellent about the availability and condition of recreational facilities,3.00% of the students rated very good&1.00% of the students rated it good.

4. How would you rate the library facilities and resources?

From the analysis report, it was observed that 98.00% of the students rated excellent about the library facilities and resources, 2.00% of the students rated very good.

5. How would you describe the overall ambience of the campus in terms of aesthetics (landscaping, architecture, etc.)?

From the analysis report, it was observed that 97.00% of the students rated excellent about the overall ambience of the campus in terms of aesthetics, 2.00% of the students rated very good&1.00% of the students rated it good.

6. How would you rate the adequate measures in place for emergency situations (fire, medical emergencies, etc.)?

From the analysis report, it was observed that 98.00% of the students rated excellent about the adequate measures in place for emergency situations, 1.00% of the students rated very good&1.00% of the students rated it good.

7. How would you describe the overall social environment of the college?

From the analysis report, it was observed that 97.00% of the students rated excellent about the overall social environment of the college, 2.00% of the students rated very good & 1.00% of the students rated it good.

8. How would you rate the classroom environment in terms of promoting active learning and participation?

From the analysis report, it was observed that 98.00% of the students rated excellent about the classroom environment in terms of promoting active learning and participation, 1.00% of the students rated very good & 1.00% of the students rated it good.

9. How would you rate the availability and quality of technological resources (labs, software, etc.) in the college?

From the analysis report, it was observed that 96.00% of the students rated excellent about the availability and quality of technological resources in the college, 3.00% of the students rated very good & 1.00% of the students rated it good.

10. How would you rate the opportunities for students to engage in extracurricular activities and clubs?

From the analysis report, it was observed that 97.00% of the students rated excellent about the opportunities for students to engage in extracurricular activities and clubs, 2.00% of the students rated very good & 1.00% of the students rated it good.



COORDINATOR



HOD

HEAD OF THE DEPARTMENT
Department of CSE
RISE Krishna Sai Gandhi Group of
Institutions, VALLUR, A.P.-523 272



IQAC Co-ordinator
RISE Krishna Sai Gandhi Group
of Institutions, Valluru 523 272



INTERNAL QUALITY ASSURANCE CELL (IQAC)

ANALYSIS OF STUDENT FEEDBACK ON CURRICULUM

| | |
|-----------------------------|---------------------------------|
| Program Name: B.TECH | Academic Year: 2018-2019 |
| Department Name: EEE | Year/Semester: IV-II |

| S.No | Question | Excellent | Very Good | Good | Average | Poor |
|------|---|-----------|-----------|------|---------|------|
| 1 | How relevant do you find the course content in relation to current industry standards and practices?. | 21 | 4 | 4 | 0 | 0 |
| 2 | How would you rate the teaching quality of the faculty in your department?. | 24 | 3 | 2 | 0 | 0 |
| 3 | How do you rate the lab sessions and practicals effective in complementing the theoretical knowledge you gain in lectures?. | 24 | 5 | 0 | 0 | 0 |
| 4 | How would you rate the availability and quality of learning resources (e.g., library, online materials, software)? | 25 | 3 | 1 | 0 | 0 |
| 5 | How will you rate the timely and constructive feedback on your assignments and exams? | 24 | 5 | 0 | 0 | 0 |
| 6 | How did you rate the approach of faculty members outside of classroom hours for doubts and discussions?. | 24 | 4 | 1 | 0 | 0 |
| 7 | How will you rate the opportunities for students to engage in research projects or internships? | 23 | 5 | 1 | 0 | 0 |
| 8 | Rate the curriculum and its updates to keep pace with technological advancements and industry needs? | 25 | 2 | 2 | 0 | 0 |
| 9 | How would you rate the balance between academic studies and opportunities for extracurricular activities?. | 25 | 4 | 0 | 0 | 0 |
| 10 | Considering all factors, how will you rate the satisfaction with the academic performance and environment of the college? | 26 | 2 | 1 | 0 | 0 |

Kg
HOD

Bg
IQAC Co-ordinator
RISE Krishna Sai Gandhi Group
of Institutions, Valluru 523 272

**INTERNAL QUALITY ASSURANCE CELL (IQAC)
ANALYSIS OF STUDENT FEEDBACK ON CURRICULUM**

| Programme Name | Department Name | Academic Year | Semester |
|----------------|-----------------|---------------|----------|
| B.Tech | EEE | 2018-19 | IV-II |

1. How relevant do you find the course content in relation to current industry standards and practices?.

| EXCELLENT | VERY GOOD | GOOD | AVERAGE | POOR |
|-----------|-----------|------|---------|------|
| 21 | 4 | 4 | 0 | 0 |



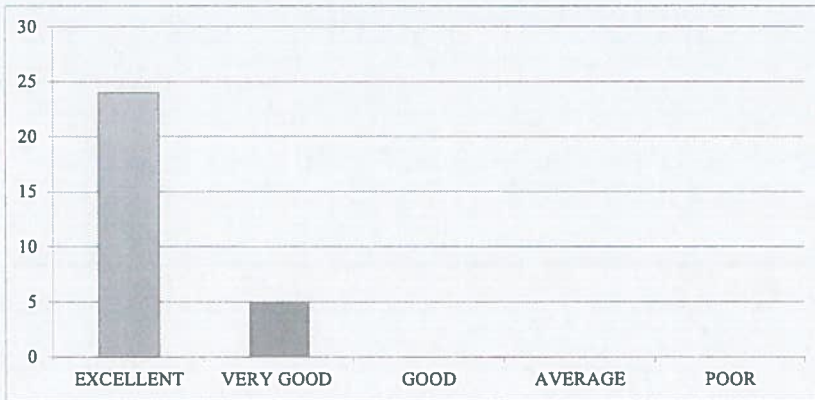
2. How would you rate the teaching quality of the faculty in your department?.

| EXCELLENT | VERY GOOD | GOOD | AVERAGE | POOR |
|-----------|-----------|------|---------|------|
| 24 | 3 | 2 | 0 | 0 |



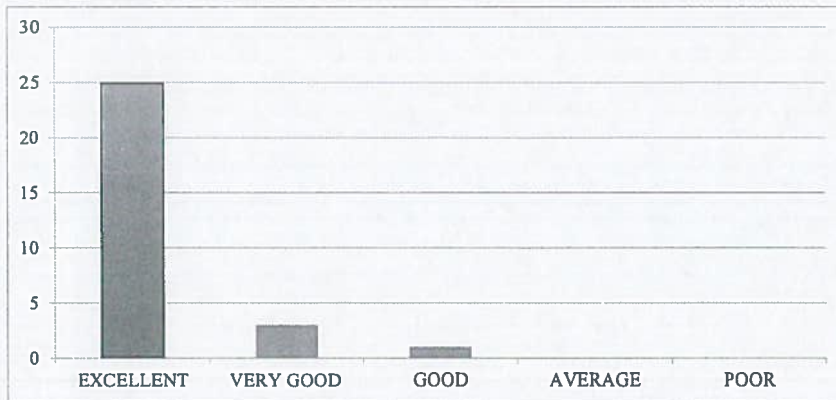
3. How do you rate the lab sessions and practicals effective in complementing the theoretical knowledge you gain in lectures?.

| EXCELLENT | VERY GOOD | GOOD | AVERAGE | POOR |
|-----------|-----------|------|---------|------|
| 24 | 5 | 0 | 0 | 0 |



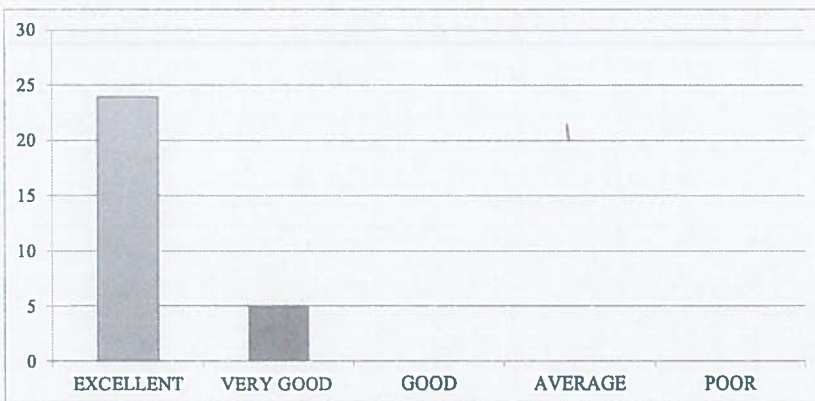
4. How would you rate the availability and quality of learning resources (e.g., library, online materials, software)?

| EXCELLENT | VERY GOOD | GOOD | AVERAGE | POOR |
|-----------|-----------|------|---------|------|
| 25 | 3 | 1 | 0 | 0 |



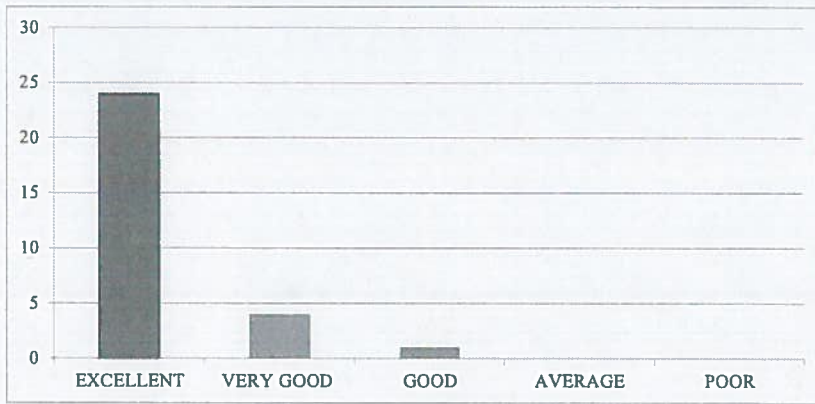
5. How will you rate the timely and constructive feedback on your assignments and exams?

| EXCELLENT | VERY GOOD | GOOD | AVERAGE | POOR |
|-----------|-----------|------|---------|------|
| 24 | 5 | 0 | 0 | 0 |



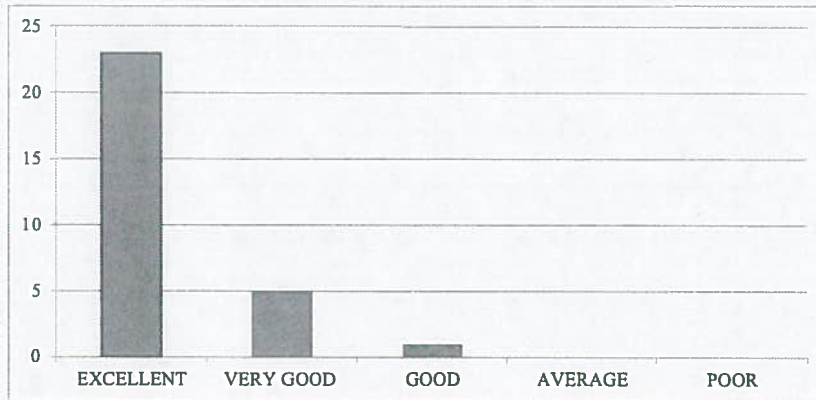
6. How did you rate the approach of faculty members outside of classroom hours for doubts and discussions?.

| EXCELLENT | VERY GOOD | GOOD | AVERAGE | POOR |
|-----------|-----------|------|---------|------|
| 24 | 4 | 1 | 0 | 0 |



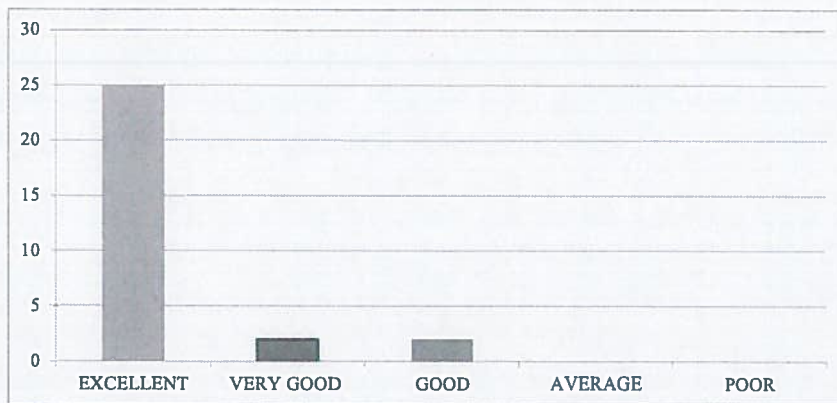
7. How will you rate the opportunities for students to engage in research projects or internships?

| EXCELLENT | VERY GOOD | GOOD | AVERAGE | POOR |
|-----------|-----------|------|---------|------|
| 23 | 5 | 1 | 0 | 0 |



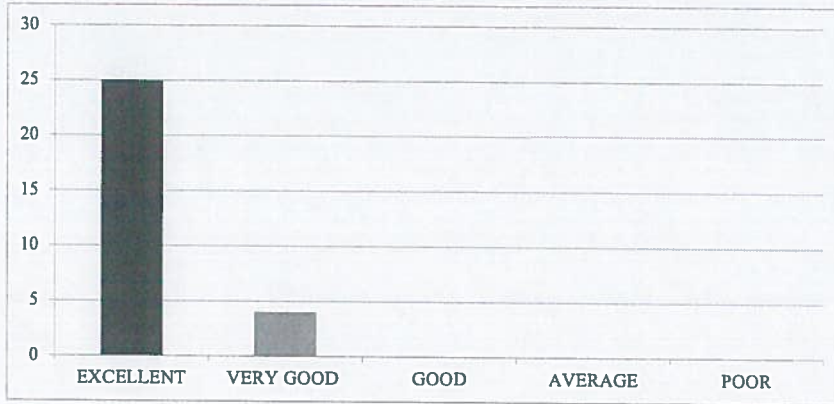
8. Rate the curriculum and its updates to keep pace with technological advancements and industry needs?.

| EXCELLENT | VERY GOOD | GOOD | AVERAGE | POOR |
|-----------|-----------|------|---------|------|
| 25 | 2 | 2 | 0 | 0 |



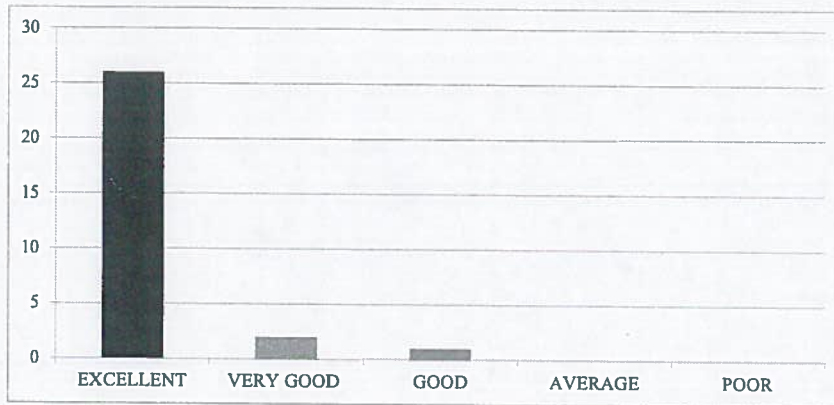
9. How would you rate the balance between academic studies and opportunities for extracurricular activities?.

| EXCELLENT | VERY GOOD | GOOD | AVERAGE | POOR |
|-----------|-----------|------|---------|------|
| 25 | 4 | 0 | 0 | 0 |



10. Considering all factors, how will you rate the satisfaction with the academic performance and environment of the college?

| EXCELLENT | VERY GOOD | GOOD | AVERAGE | POOR |
|-----------|-----------|------|---------|------|
| 26 | 2 | 1 | 0 | 0 |





INTERNAL QUALITY ASSURANCE CELL (IQAC)

REPORT ON STUDENT FEEDBACK ANALYSIS ON CURRICULUM

| | |
|-----------------------------|---------------------------------|
| Program Name: B.TECH | Academic Year: 2018-2019 |
| Department Name: EEE | Year/Semester: IV-II |

1. How relevant do you find the course content in relation to current industry standards and practices?.

From the analysis report, it was observed that 72.41% of the students rated excellent about the course content in relation to current industry standards and practices, 13.79% of the students rated very good & 13.79% of the students rated it good.

2. How would you rate the teaching quality of the faculty in your department?

From the analysis report, it was observed that 82.76% of the students rated excellent about the teaching quality of the faculty in the department and practices, 10.34% of the students rated very good & 6.90% of the students rated it good.

3. How do you rate the lab sessions and practicals effective in complementing the theoretical knowledge you gain in lectures?

From the analysis report, it was observed that 82.76% of the students rated excellent about the lab sessions and practicals effective in complementing the theoretical knowledge gain in lectures, 17.24% of the students rated very good.

4. How would you rate the availability and quality of learning resources (e.g., library, online materials, software)?

From the analysis report, it was observed that 86.21% of the students rated excellent about the availability and quality of learning resources, 10.34% of the students rated very good & 3.45% of the students rated it good.

5. How will you rate the timely and constructive feedback on your assignments and exams?

From the analysis report, it was observed that 82.76% of the students rated excellent about the timely and constructive feedback on assignments and exams, 17.24% of the students rated very good.

6. How did you rate the approach of faculty members outside of classroom hours for doubts and discussions?

From the analysis report, it was observed that 82.76% of the students rated excellent about the approach of faculty members outside of classroom hours for doubts and discussions, 13.79% of the students rated very good & 3.45% of the students rated it good.

7. How will you rate the opportunities for students to engage in research projects or internships?

From the analysis report, it was observed that 79.31% of the students rated excellent about the opportunities for students to engage in research projects or internships, 17.24 % of the students rated very good & 3.45% of the students rated it good.

8. Rate the curriculum and its updates to keep pace with technological advancements and industry needs?

From the analysis report, it was observed that 86.21% of the students rated excellent about the curriculum and its updates to keep pace with technological advancements and industry needs, 6.90% of the students rated very good & 6.90% of the students rated it good.

9. How would you rate the balance between academic studies and opportunities for extracurricular activities?

From the analysis report, it was observed that 86.21% of the students rated excellent about the balance between academic studies and opportunities for extracurricular activities, 13.79 % of the students rated very good.

10. Considering all factors, how will you rate the satisfaction with the academic performance and environment of the college?

From the analysis report, it was observed that 89.66% of the students rated excellent about overall satisfaction with the academic performance and environment of the college, 6.90% of the students rated very good & 3.45% of the students rated it good.

R. Hanendra
COORDINATOR

AS
HOD

AS
IQAC Co-ordinator
RISE Krishna Sai Gandhi Group
of Institutions, Valluru 523 272



INTERNAL QUALITY ASSURANCE CELL (IQAC)

ANALYSIS OF STUDENT FEEDBACK ON AMBIENCE

| | |
|---------------------|--------------------------|
| Program Name:B.TECH | Academic Year: 2018-2019 |
| Department Name:EEE | Year/Semester:IV-II |

| S.No | Question | Excellent | Very Good | Good | Average | Poor |
|------|---|-----------|-----------|------|---------|------|
| 1 | How would you rate the overall cleanliness and maintenance of the campus? | 23 | 4 | 2 | 0 | 0 |
| 2 | How would you rate the classrooms and lecture halls well-equipped and conducive to learning? | 23 | 5 | 1 | 0 | 0 |
| 3 | How would you rate the availability and condition of recreational facilities (e.g., sports grounds, gym)? | 25 | 4 | 0 | 0 | 0 |
| 4 | How would you rate the library facilities and resources? | 26 | 3 | 0 | 0 | 0 |
| 5 | How would you describe the overall ambience of the campus in terms of aesthetics (landscaping, architecture, etc.)? | 23 | 3 | 3 | 0 | 0 |
| 6 | How would you rate the adequate measures in place for emergency situations (fire, medical emergencies, etc.)? | 24 | 4 | 1 | 0 | 0 |
| 7 | How would you describe the overall social environment of the college? | 24 | 3 | 2 | 0 | 0 |
| 8 | How would you rate the classroom environment in terms of promoting active learning and participation? | 23 | 5 | 1 | 0 | 0 |
| 9 | How would you rate the availability and quality of technological resources (labs, software, etc.) in the college? | 24 | 5 | 0 | 0 | 0 |
| 10 | How would you rate the opportunities for students to engage in extracurricular activities and clubs? | 24 | 4 | 1 | 0 | 0 |

IQAC Co-ordinator
RISE Krishna Sai Gandhi Group
of Institutions, Valluru 523 272

HOD

**INTERNAL QUALITY ASSURANCE CELL (IQAC)
ANALYSIS OF STUDENT FEEDBACK ON AMBIENCE**

| Programme Name | Department Name | Academic Year | Semester |
|----------------|-----------------|---------------|----------|
| B.Tech | EEE | 2018-19 | IV-II |

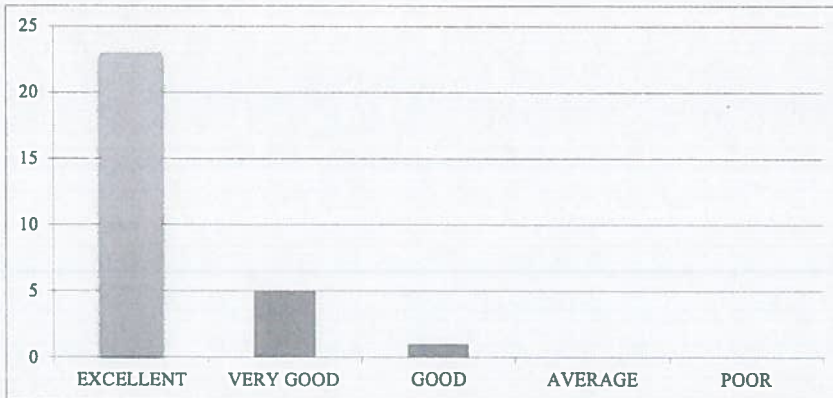
1. How would you rate the overall cleanliness and maintenance of the campus?

| EXCELLENT | VERY GOOD | GOOD | AVERAGE | POOR |
|-----------|-----------|------|---------|------|
| 23 | 4 | 2 | 0 | 0 |



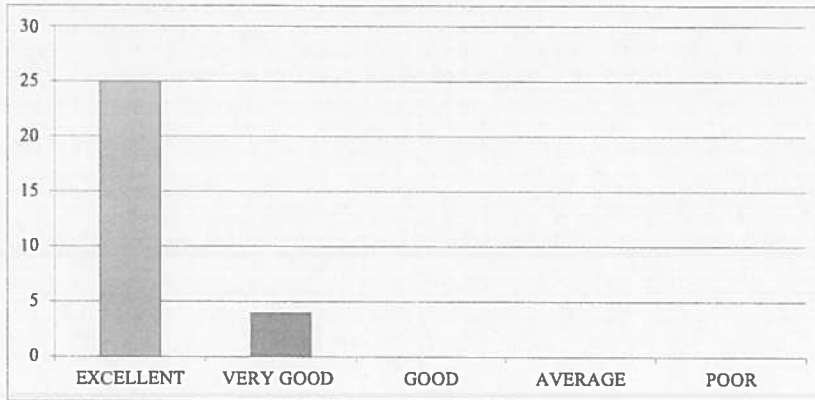
2. How would you rate the classrooms and lecture halls well-equipped and conducive to learning?

| EXCELLENT | VERY GOOD | GOOD | AVERAGE | POOR |
|-----------|-----------|------|---------|------|
| 23 | 5 | 1 | 0 | 0 |



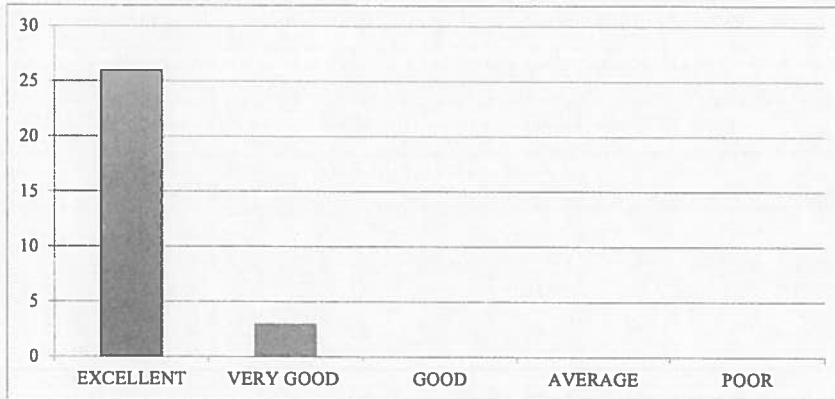
3. How would you rate the availability and condition of recreational facilities (e.g., sports grounds, gym)?

| EXCELLENT | VERY GOOD | GOOD | AVERAGE | POOR |
|-----------|-----------|------|---------|------|
| 25 | 4 | 0 | 0 | 0 |



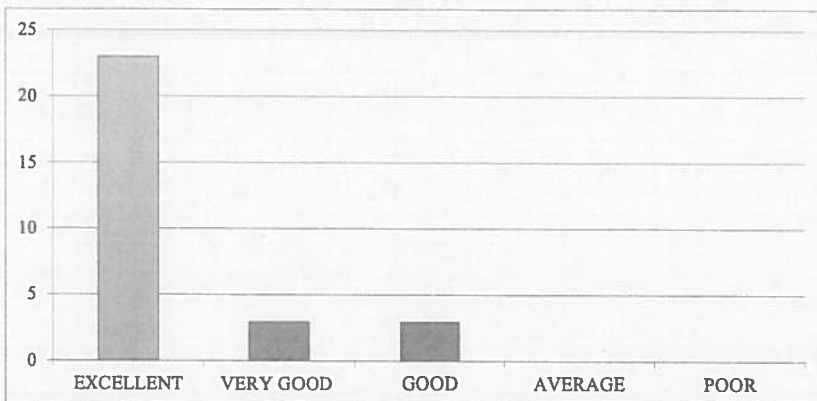
4. How would you rate the library facilities and resources?

| EXCELLENT | VERY GOOD | GOOD | AVERAGE | POOR |
|-----------|-----------|------|---------|------|
| 26 | 3 | 0 | 0 | 0 |



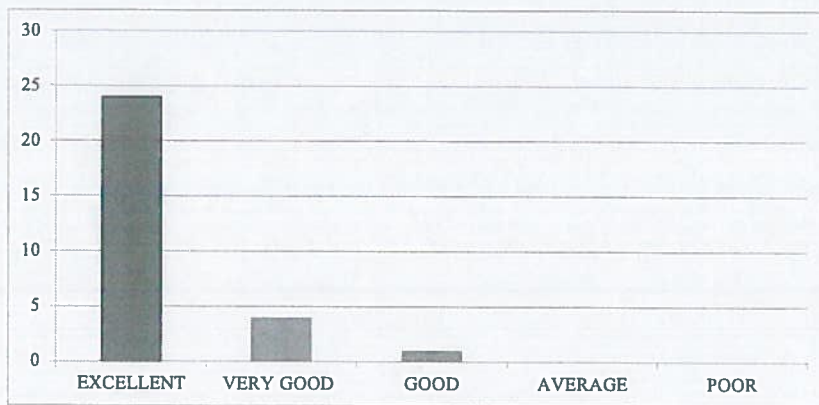
5. How would you describe the overall ambiance of the campus in terms of aesthetics (landscaping, architecture, etc.)?

| EXCELLENT | VERY GOOD | GOOD | AVERAGE | POOR |
|-----------|-----------|------|---------|------|
| 23 | 3 | 3 | 0 | 0 |



6. How would you rate the adequate measures in place for emergency situations (fire, medical emergencies, etc.)?

| EXCELLENT | VERY GOOD | GOOD | AVERAGE | POOR |
|-----------|-----------|------|---------|------|
| 24 | 4 | 1 | 0 | 0 |



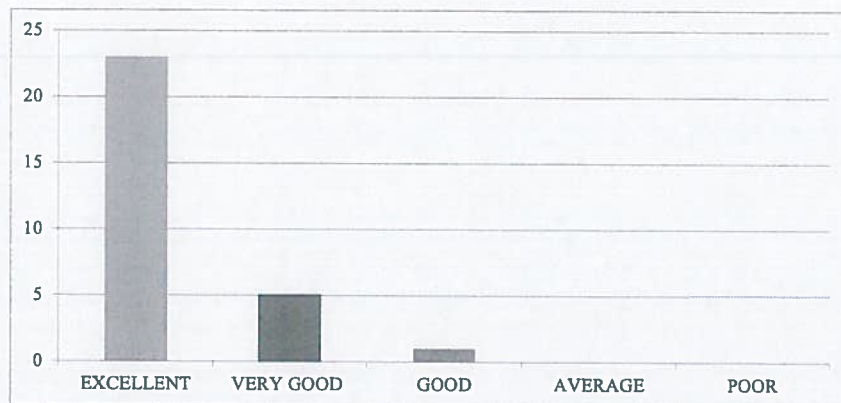
7. How would you describe the overall social environment of the college?

| EXCELLENT | VERY GOOD | GOOD | AVERAGE | POOR |
|-----------|-----------|------|---------|------|
| 24 | 3 | 2 | 0 | 0 |



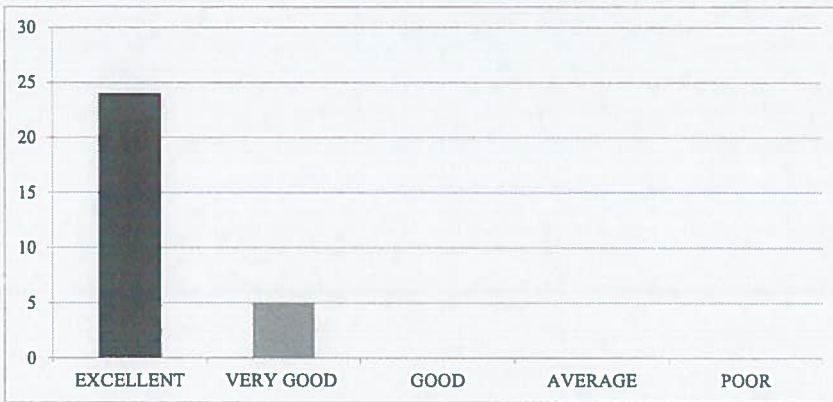
8. How would you rate the classroom environment in terms of promoting active learning and participation?

| EXCELLENT | VERY GOOD | GOOD | AVERAGE | POOR |
|-----------|-----------|------|---------|------|
| 23 | 5 | 1 | 0 | 0 |



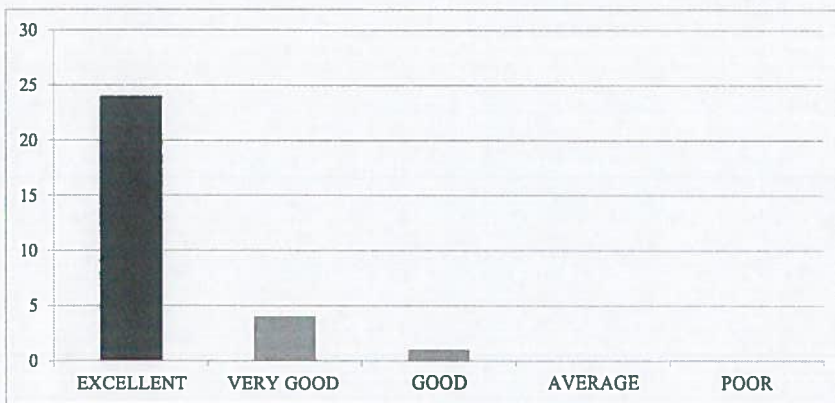
9. How would you rate the availability and quality of technological resources (labs, software, etc.) in the college?

| EXCELLENT | VERY GOOD | GOOD | AVERAGE | POOR |
|-----------|-----------|------|---------|------|
| 24 | 5 | 0 | 0 | 0 |



10. How would you rate the opportunities for students to engage in extracurricular activities and clubs?

| EXCELLENT | VERY GOOD | GOOD | AVERAGE | POOR |
|-----------|-----------|------|---------|------|
| 24 | 4 | 1 | 0 | 0 |





RISE KRISHNA SAI GANDHI GROUP OF INSTITUTIONS::ONGOLE

(Approved by AICTE-NEW DELHI, Affiliated to JNTUK KAKINADA)

NH-16, Valluru-523272, Ongole, Prakasam (District), A.P

INTERNAL QUALITY ASSURANCE CELL (IQAC)

REPORT ON STUDENT FEEDBACK ANALYSIS ON AMBIENCE

| | |
|-----------------------------|---------------------------------|
| Program Name: B.TECH | Academic Year: 2018-2019 |
| Department Name: EEE | Year/Semester: IV-II |

1. How would you rate the overall cleanliness and maintenance of the campus?

From the analysis report, it was observed that 79.31% of the students rated excellent about the overall cleanliness and maintenance of the campus, 13.79% of the students rated very good & 6.90% of the students rated it good.

2. How would you rate the classrooms and lecture halls well-equipped and conducive to learning?

From the analysis report, it was observed that 79.31% of the students rated excellent about the classrooms and lecture halls well-equipped and conducive to learning, 17.24% of the students rated very good & 3.45% of the students rated it good.

3. How would you rate the availability and condition of recreational facilities (e.g., sports grounds, gym)?

From the analysis report, it was observed that 86.21% of the students rated excellent about the availability and condition of recreational facilities, 13.79% of the students rated very good.

4. How would you rate the library facilities and resources?

From the analysis report, it was observed that 89.66% of the students rated excellent about the library facilities and resources, 10.34% of the students rated very good.

5. How would you describe the overall ambience of the campus in terms of aesthetics (landscaping, architecture, etc.)?

From the analysis report, it was observed that 79.31% of the students rated excellent about the overall ambience of the campus in terms of aesthetics, 10.34% of the students rated very good & 10.34% of the students rated it good.

6. How would you rate the adequate measures in place for emergency situations (fire, medical emergencies, etc.)?

From the analysis report, it was observed that 82.76% of the students rated excellent about the adequate measures in place for emergency situations, 13.79% of the students rated very good & 3.45% of the students rated it good.

7. How would you describe the overall social environment of the college?

From the analysis report, it was observed that 82.76% of the students rated excellent about the overall social environment of the college, 10.34% of the students rated very good & 6.90% of the students rated it good.

8. How would you rate the classroom environment in terms of promoting active learning and participation?

From the analysis report, it was observed that 79.31% of the students rated excellent about the classroom environment in terms of promoting active learning and participation, 17.24% of the students rated very good & 3.45% of the students rated it good.

9. How would you rate the availability and quality of technological resources (labs, software, etc.) in the college?

From the analysis report, it was observed that 82.76% of the students rated excellent about the availability and quality of technological resources in the college, 17.24% of the students rated very good.

10. How would you rate the opportunities for students to engage in extracurricular activities and clubs?

From the analysis report, it was observed that 82.76% of the students rated excellent about the opportunities for students to engage in extracurricular activities and clubs, 13.79% of the students rated very good & 3.45% of the students rated it good.

R. Jayarama
COORDINATOR

Sh.
IQAC Co-ordinator
RISE Krishna Sai Gandhi Group
of Institutions, Valluru 523 272

[Signature]
HOD



INTERNAL QUALITY ASSURANCE CELL (IQAC)

ANALYSIS OF STUDENT FEEDBACK ON CURRICULUM

| | |
|-----------------------------|--------------------------|
| Program Name: B.TECH | Academic Year: 2018-2019 |
| Department Name: Mechanical | Year/Semester: IV-II |

| S.No | Question | Excellent | Very Good | Good | Average | Poor |
|------|---|-----------|-----------|------|---------|------|
| 1 | How relevant do you find the course content in relation to current industry standards and practices?. | 37 | 9 | 4 | 0 | 0 |
| 2 | How would you rate the teaching quality of the faculty in your department?. | 40 | 8 | 2 | 0 | 0 |
| 3 | How do you rate the lab sessions and practicals effective in complementing the theoretical knowledge you gain in lectures?. | 37 | 10 | 3 | 0 | 0 |
| 4 | How would you rate the availability and quality of learning resources (e.g., library, online materials, software)? | 37 | 10 | 3 | 0 | 0 |
| 5 | How will you rate the timely and constructive feedback on your assignments and exams? | 41 | 8 | 1 | 0 | 0 |
| 6 | How did you rate the approach of faculty members outside of classroom hours for doubts and discussions?. | 44 | 5 | 1 | 0 | 0 |
| 7 | How will you rate the opportunities for students to engage in research projects or internships? | 39 | 8 | 3 | 0 | 0 |
| 8 | Rate the curriculum and its updates to keep pace with technological advancements and industry needs? | 38 | 10 | 2 | 0 | 0 |
| 9 | How would you rate the balance between academic studies and opportunities for extracurricular activities?. | 44 | 4 | 2 | 0 | 0 |
| 10 | Considering all factors, how will you rate the satisfaction with the academic performance and environment of the college? | 38 | 11 | 1 | 0 | 0 |

[Signature]

IQAC Co-ordinator
RISE Krishna Sai Gandhi Group
of Institutions, Valluru 523 272

K.N. Kanjar
HOD

**INTERNAL QUALITY ASSURANCE CELL (IQAC)
ANALYSIS OF STUDENT FEEDBACK ON CURRICULUM**

| Programme Name | Department Name | Academic Year | Semester |
|----------------|-----------------|---------------|----------|
| B.Tech | Mechanical | 2018-19 | IV-II |

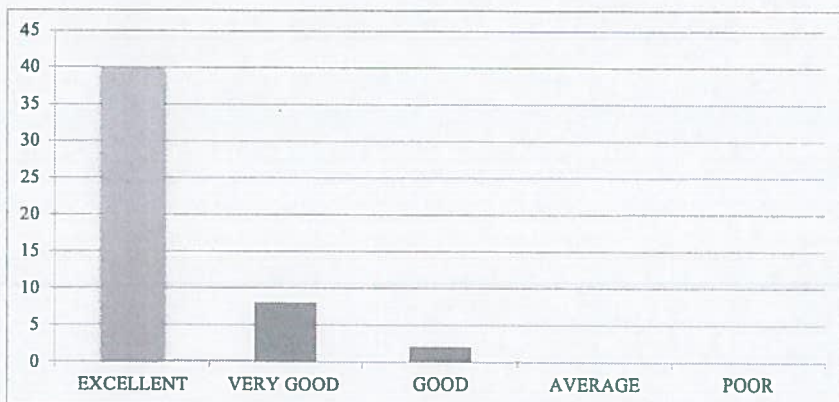
1. How relevant do you find the course content in relation to current industry standards and practices?.

| EXCELLENT | VERY GOOD | GOOD | AVERAGE | POOR |
|-----------|-----------|------|---------|------|
| 37 | 9 | 4 | 0 | 0 |



2. How would you rate the teaching quality of the faculty in your department?.

| EXCELLENT | VERY GOOD | GOOD | AVERAGE | POOR |
|-----------|-----------|------|---------|------|
| 40 | 8 | 2 | 0 | 0 |



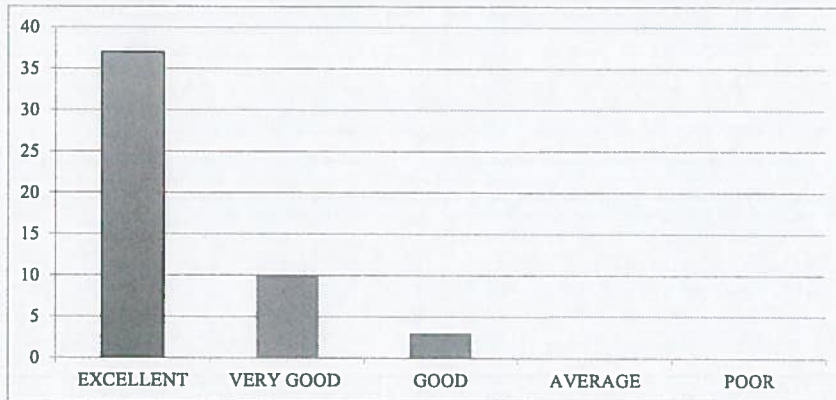
3. How do you rate the lab sessions and practicals effective in complementing the theoretical knowledge you gain in lectures?.

| EXCELLENT | VERY GOOD | GOOD | AVERAGE | POOR |
|-----------|-----------|------|---------|------|
| 37 | 10 | 3 | 0 | 0 |



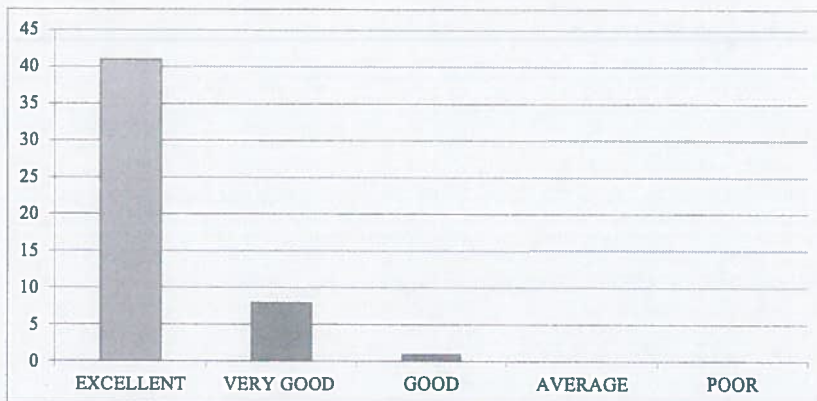
4. How would you rate the availability and quality of learning resources (e.g., library, online materials, software)?

| EXCELLENT | VERY GOOD | GOOD | AVERAGE | POOR |
|-----------|-----------|------|---------|------|
| 37 | 10 | 3 | 0 | 0 |



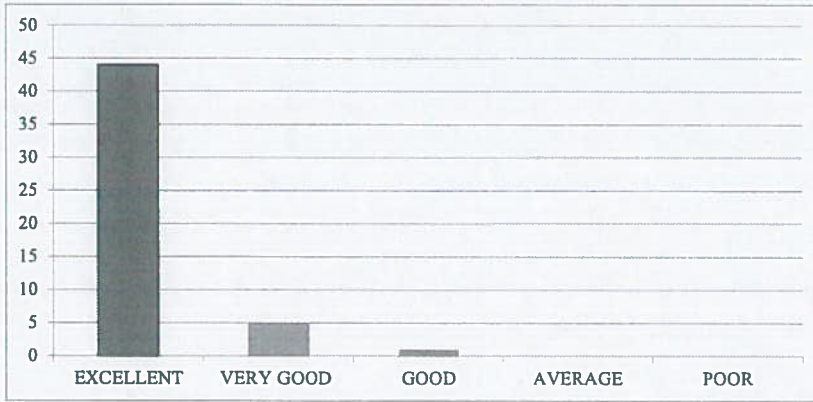
5. How will you rate the timely and constructive feedback on your assignments and exams?

| EXCELLENT | VERY GOOD | GOOD | AVERAGE | POOR |
|-----------|-----------|------|---------|------|
| 41 | 8 | 1 | 0 | 0 |



6. How did you rate the approach of faculty members outside of classroom hours for doubts and discussions?.

| EXCELLENT | VERY GOOD | GOOD | AVERAGE | POOR |
|-----------|-----------|------|---------|------|
| 44 | 5 | 1 | 0 | 0 |



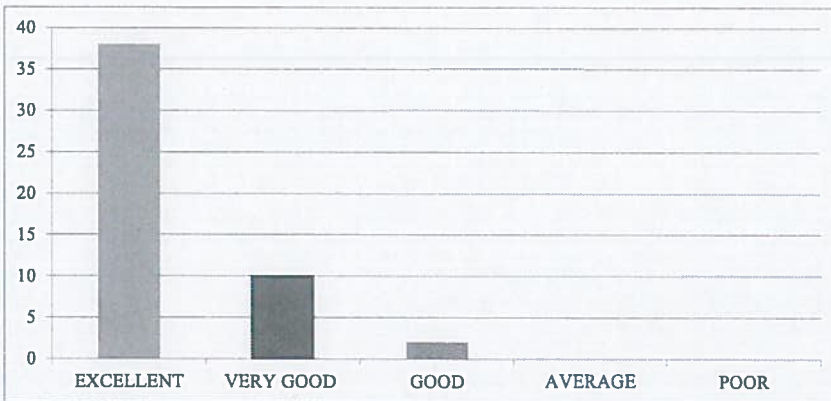
7. How will you rate the opportunities for students to engage in research projects or internships?

| EXCELLENT | VERY GOOD | GOOD | AVERAGE | POOR |
|-----------|-----------|------|---------|------|
| 39 | 8 | 3 | 0 | 0 |



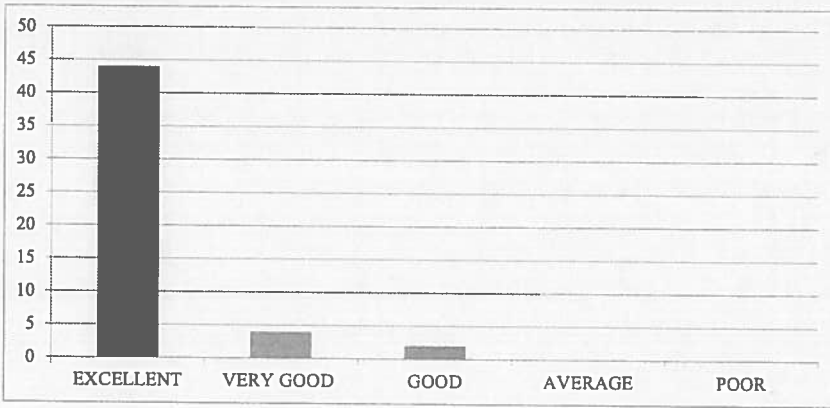
8. Rate the curriculum and its updates to keep pace with technological advancements and industry needs?.

| EXCELLENT | VERY GOOD | GOOD | AVERAGE | POOR |
|-----------|-----------|------|---------|------|
| 38 | 10 | 2 | 0 | 0 |



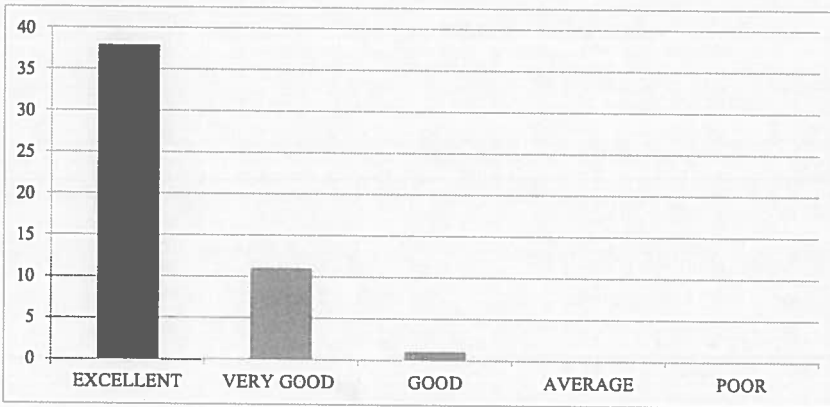
9. How would you rate the balance between academic studies and opportunities for extracurricular activities?.

| EXCELLENT | VERY GOOD | GOOD | AVERAGE | POOR |
|-----------|-----------|------|---------|------|
| 44 | 4 | 2 | 0 | 0 |



10. Considering all factors, how will you rate the satisfaction with the academic performance and environment of the college?

| EXCELLENT | VERY GOOD | GOOD | AVERAGE | POOR |
|-----------|-----------|------|---------|------|
| 38 | 11 | 1 | 0 | 0 |





INTERNAL QUALITY ASSURANCE CELL (IQAC)

REPORT ON STUDENT FEEDBACK ANALYSIS ON CURRICULUM

| | |
|------------------------------------|---------------------------------|
| Program Name: B.TECH | Academic Year: 2018-2019 |
| Department Name: Mechanical | Year/Semester: IV-II |

1. How relevant do you find the course content in relation to current industry standards and practices?.

From the analysis report, it was observed that 74.00% of the students rated excellent about the course content in relation to current industry standards and practices, 18.00% of the students rated very good & 8.00% of the students rated it good.

2. How would you rate the teaching quality of the faculty in your department?

From the analysis report, it was observed that 80.00% of the students rated excellent about the teaching quality of the faculty in the department and practices, 16.00% of the students rated very good & 4.00% of the students rated it good.

3. How do you rate the lab sessions and practicals effective in complementing the theoretical knowledge you gain in lectures?

From the analysis report, it was observed that 74.00% of the students rated excellent about the lab sessions and practicals effective in complementing the theoretical knowledge gain in lectures, 20.00% of the students rated very good & 6.00% of the students rated it good.

4. How would you rate the availability and quality of learning resources (e.g., library, online materials, software)?

From the analysis report, it was observed that 74.00% of the students rated excellent about the availability and quality of learning resources, 20.00% of the students rated very good & 6.00% of the students rated it good.

5. How will you rate the timely and constructive feedback on your assignments and exams?

From the analysis report, it was observed that 82.00% of the students rated excellent about the timely and constructive feedback on assignments and exams, 16.00% of the students rated very good & 2.00% of the students rated it good.

6. How did you rate the approach of faculty members outside of classroom hours for doubts and discussions?

From the analysis report, it was observed that 88.00% of the students rated excellent about the approach of faculty members outside of classroom hours for doubts and discussions, 10.00% of the students rated very good & 2.00% of the students rated it good.

7. How will you rate the opportunities for students to engage in research projects or internships?

From the analysis report, it was observed that 78.00% of the students rated excellent about the opportunities for students to engage in research projects or internships, 16.00 % of the students rated very good & 6.00% of the students rated it good.

8. Rate the curriculum and its updates to keep pace with technological advancements and industry needs?

From the analysis report, it was observed that 76.00% of the students rated excellent about the curriculum and its updates to keep pace with technological advancements and industry needs, 20.00% of the students rated very good & 4.00% of the students rated it good.

9. How would you rate the balance between academic studies and opportunities for extracurricular activities?

From the analysis report, it was observed that 88.00% of the students rated excellent about the balance between academic studies and opportunities for extracurricular activities, 8.00 % of the students rated very good & 4.00% of the students rated it good.

10. Considering all factors, how will you rate the satisfaction with the academic performance and environment of the college?

From the analysis report, it was observed that 76.00% of the students rated excellent about overall satisfaction with the academic performance and environment of the college, 22.00% of the students rated very good & 2.00% of the students rated it good.

K. Hari babu

COORDINATOR

K. N. Kasayanp

HOD

[Signature]

IQAC Co-ordinator
RISE Krishna Sai Gandhi Group
of Institutions, Valluru 523 272




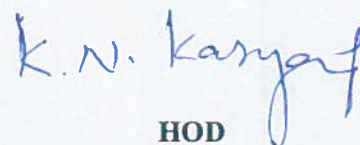
INTERNAL QUALITY ASSURANCE CELL (IQAC)

ANALYSIS OF STUDENT FEEDBACK ON AMBIENCE

| | |
|-----------------------------|--------------------------|
| Program Name: B.TECH | Academic Year: 2018-2019 |
| Department Name: Mechanical | Year/Semester: IV-II |

| S.No | Question | Excellent | Very Good | Good | Average | Poor |
|------|---|-----------|-----------|------|---------|------|
| 1 | How would you rate the overall cleanliness and maintenance of the campus? | 38 | 8 | 4 | 0 | 0 |
| 2 | How would you rate the classrooms and lecture halls well-equipped and conducive to learning? | 43 | 5 | 2 | 0 | 0 |
| 3 | How would you rate the availability and condition of recreational facilities (e.g., sports grounds, gym)? | 41 | 5 | 4 | 0 | 0 |
| 4 | How would you rate the library facilities and resources? | 37 | 11 | 2 | 0 | 0 |
| 5 | How would you describe the overall ambience of the campus in terms of aesthetics (landscaping, architecture, etc.)? | 44 | 4 | 2 | 0 | 0 |
| 6 | How would you rate the adequate measures in place for emergency situations (fire, medical emergencies, etc.)? | 43 | 5 | 2 | 0 | 0 |
| 7 | How would you describe the overall social environment of the college? | 38 | 9 | 3 | 0 | 0 |
| 8 | How would you rate the classroom environment in terms of promoting active learning and participation? | 38 | 11 | 1 | 0 | 0 |
| 9 | How would you rate the availability and quality of technological resources (labs, software, etc.) in the college? | 42 | 5 | 3 | 0 | 0 |
| 10 | How would you rate the opportunities for students to engage in extracurricular activities and clubs? | 41 | 7 | 2 | 0 | 0 |


IQAC Co-ordinator
RISE Krishna Sai Gandhi Group
of Institutions, Valluru 523 272


HOD

**INTERNAL QUALITY ASSURANCE CELL (IQAC)
ANALYSIS OF STUDENT FEEDBACK ON AMBIENCE**

| Programme Name | Department Name | Academic Year | Semester |
|----------------|-----------------|---------------|----------|
| B.Tech | Mechanical | 2018-19 | IV-II |

1. How would you rate the overall cleanliness and maintenance of the campus?

| EXCELLENT | VERY GOOD | GOOD | AVERAGE | POOR |
|-----------|-----------|------|---------|------|
| 38 | 8 | 4 | 0 | 0 |



2. How would you rate the classrooms and lecture halls well-equipped and conducive to learning?

| EXCELLENT | VERY GOOD | GOOD | AVERAGE | POOR |
|-----------|-----------|------|---------|------|
| 43 | 5 | 2 | 0 | 0 |



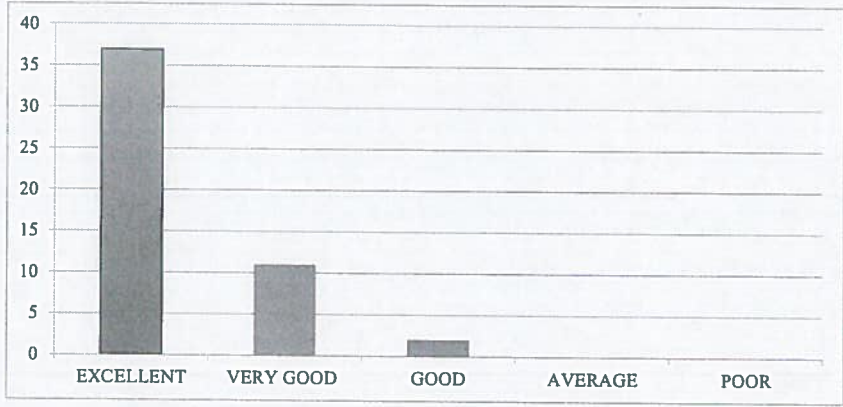
3. How would you rate the availability and condition of recreational facilities (e.g., sports grounds, gym)?

| EXCELLENT | VERY GOOD | GOOD | AVERAGE | POOR |
|-----------|-----------|------|---------|------|
| 41 | 5 | 4 | 0 | 0 |



4. How would you rate the library facilities and resources?

| EXCELLENT | VERY GOOD | GOOD | AVERAGE | POOR |
|-----------|-----------|------|---------|------|
| 37 | 11 | 2 | 0 | 0 |



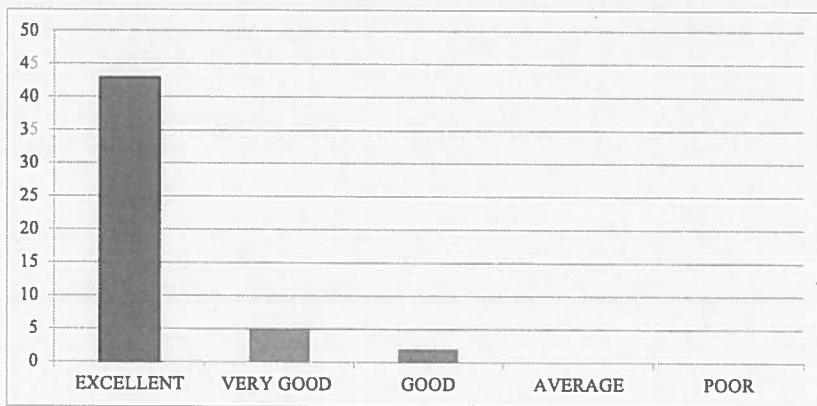
5. How would you describe the overall ambiance of the campus in terms of aesthetics (landscaping, architecture, etc.)?

| EXCELLENT | VERY GOOD | GOOD | AVERAGE | POOR |
|-----------|-----------|------|---------|------|
| 44 | 4 | 2 | 0 | 0 |



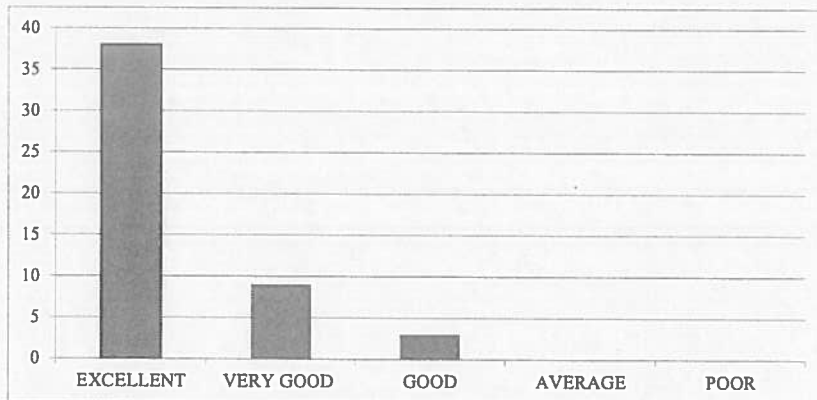
6. How would you rate the adequate measures in place for emergency situations (fire, medical emergencies, etc.)?

| EXCELLENT | VERY GOOD | GOOD | AVERAGE | POOR |
|-----------|-----------|------|---------|------|
| 43 | 5 | 2 | 0 | 0 |



7. How would you describe the overall social environment of the college?

| EXCELLENT | VERY GOOD | GOOD | AVERAGE | POOR |
|-----------|-----------|------|---------|------|
| 38 | 9 | 3 | 0 | 0 |



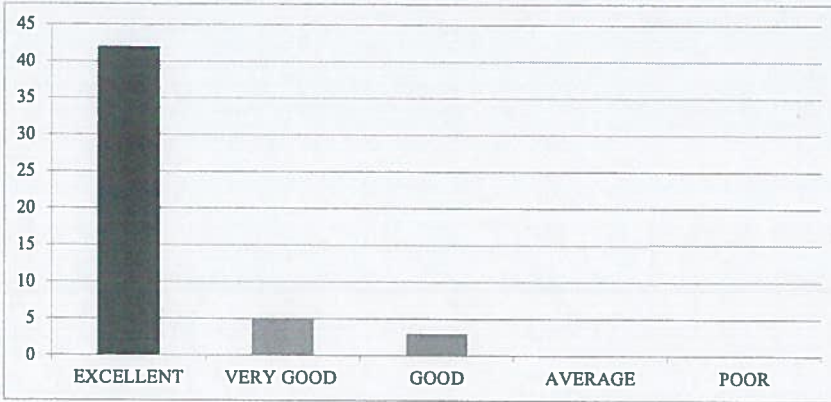
8. How would you rate the classroom environment in terms of promoting active learning and participation?

| EXCELLENT | VERY GOOD | GOOD | AVERAGE | POOR |
|-----------|-----------|------|---------|------|
| 38 | 11 | 1 | 0 | 0 |



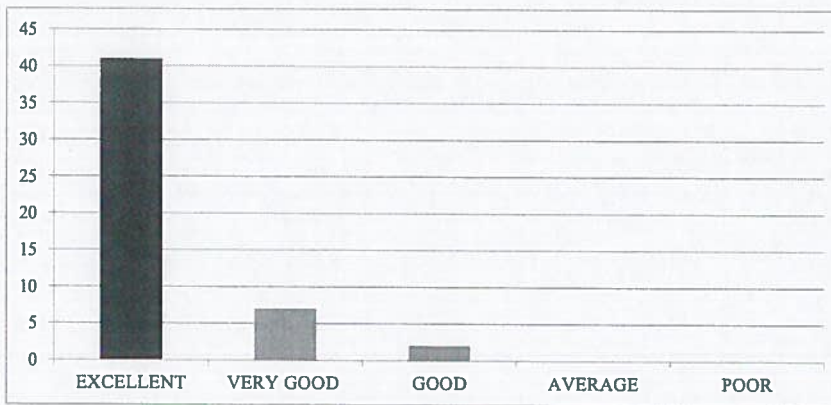
9. How would you rate the availability and quality of technological resources (labs, software, etc.) in the college?

| EXCELLENT | VERY GOOD | GOOD | AVERAGE | POOR |
|-----------|-----------|------|---------|------|
| 42 | 5 | 3 | 0 | 0 |



10. How would you rate the opportunities for students to engage in extracurricular activities and clubs?

| EXCELLENT | VERY GOOD | GOOD | AVERAGE | POOR |
|-----------|-----------|------|---------|------|
| 41 | 7 | 2 | 0 | 0 |





RISE KRISHNA SAI GANDHI GROUP OF INSTITUTIONS::ONGOLE

(Approved by AICTE-NEW DELHI, Affiliated to JNTUK KAKINADA)

NH-16, Valluru-523272, Ongole, Prakasam (District), A.P

INTERNAL QUALITY ASSURANCE CELL (IQAC)

REPORT ON STUDENT FEEDBACK ANALYSIS ON AMBIENCE

| | |
|------------------------------------|---------------------------------|
| Program Name: B.TECH | Academic Year: 2018-2019 |
| Department Name: Mechanical | Year/Semester: IV-II |

1. How would you rate the overall cleanliness and maintenance of the campus?

From the analysis report, it was observed that 76.00% of the students rated excellent about the overall cleanliness and maintenance of the campus, 16.00% of the students rated very good & 8.00% of the students rated it good.

2. How would you rate the classrooms and lecture halls well-equipped and conducive to learning?

From the analysis report, it was observed that 86.00% of the students rated excellent about the classrooms and lecture halls well-equipped and conducive to learning, 10.00% of the students rated very good & 4.00% of the students rated it good.

3. How would you rate the availability and condition of recreational facilities (e.g., sports grounds, gym)?

From the analysis report, it was observed that 82.00% of the students rated excellent about the availability and condition of recreational facilities, 10.00% of the students rated very good & 8.00% of the students rated it good.

4. How would you rate the library facilities and resources?

From the analysis report, it was observed that 74.00% of the students rated excellent about the library facilities and resources, 22.00% of the students rated very good & 4.00% of the students rated it good.

5. How would you describe the overall ambience of the campus in terms of aesthetics (landscaping, architecture, etc.)?

From the analysis report, it was observed that 88.00% of the students rated excellent about the overall ambience of the campus in terms of aesthetics, 8.00% of the students rated very good & 4.00% of the students rated it good.

6. How would you rate the adequate measures in place for emergency situations (fire, medical emergencies, etc.)?

From the analysis report, it was observed that 86.00% of the students rated excellent about the adequate measures in place for emergency situations, 10.00% of the students rated very good & 4.00% of the students rated it good.

7. How would you describe the overall social environment of the college?

From the analysis report, it was observed that 76.00% of the students rated excellent about the overall social environment of the college, 18.00% of the students rated very good & 6.00% of the students rated it good.

8. How would you rate the classroom environment in terms of promoting active learning and participation?

From the analysis report, it was observed that 76.00% of the students rated excellent about the classroom environment in terms of promoting active learning and participation, 22.00% of the students rated very good & 2.00% of the students rated it good.

9. How would you rate the availability and quality of technological resources (labs, software, etc.) in the college?

From the analysis report, it was observed that 84.00% of the students rated excellent about the availability and quality of technological resources in the college, 10.00% of the students rated very good & 6.00% of the students rated it good.

10. How would you rate the opportunities for students to engage in extracurricular activities and clubs?

From the analysis report, it was observed that 82.00% of the students rated excellent about the opportunities for students to engage in extracurricular activities and clubs, 14.00% of the students rated very good & 4.00% of the students rated it good.

K. Hari babu
COORDINATOR

K. N. Kanyuf
HOD


IQAC Co-ordinator
RISE Krishna Sai Gandhi Gr
of Ir... Valluru 52



INTERNAL QUALITY ASSURANCE CELL (IQAC)

ANALYSIS OF STUDENT FEEDBACK ON CURRICULUM

| | |
|----------------------|--------------------------|
| Program Name: PG | Academic Year: 2018-2019 |
| Department Name: MBA | Semester: IV |

| S.No | Question | Excellent | Very Good | Good | Average | Poor |
|------|---|-----------|-----------|------|---------|------|
| 1 | How relevant do you find the course content in relation to current industry standards and practices?. | 4 | 3 | 0 | 0 | 0 |
| 2 | How would you rate the teaching quality of the faculty in your department?. | 4 | 3 | 0 | 0 | 0 |
| 3 | How do you rate the lab sessions and practicals effective in complementing the theoretical knowledge you gain in lectures?. | 5 | 2 | 0 | 0 | 0 |
| 4 | How would you rate the availability and quality of learning resources (e.g., library, online materials, software)? | 4 | 3 | 0 | 0 | 0 |
| 5 | How will you rate the timely and constructive feedback on your assignments and exams? | 4 | 2 | 1 | 0 | 0 |
| 6 | How did you rate the approach of faculty members outside of classroom hours for doubts and discussions?. | 4 | 2 | 1 | 0 | 0 |
| 7 | How will you rate the opportunities for students to engage in research projects or internships? | 4 | 2 | 1 | 0 | 0 |
| 8 | Rate the curriculum and its updates to keep pace with technological advancements and industry needs? | 5 | 2 | 0 | 0 | 0 |
| 9 | How would you rate the balance between academic studies and opportunities for extracurricular activities?. | 4 | 2 | 1 | 0 | 0 |
| 10 | Considering all factors, how will you rate the satisfaction with the academic performance and environment of the college? | 5 | 2 | 0 | 0 | 0 |

P. Kusuma Kumari
HOD

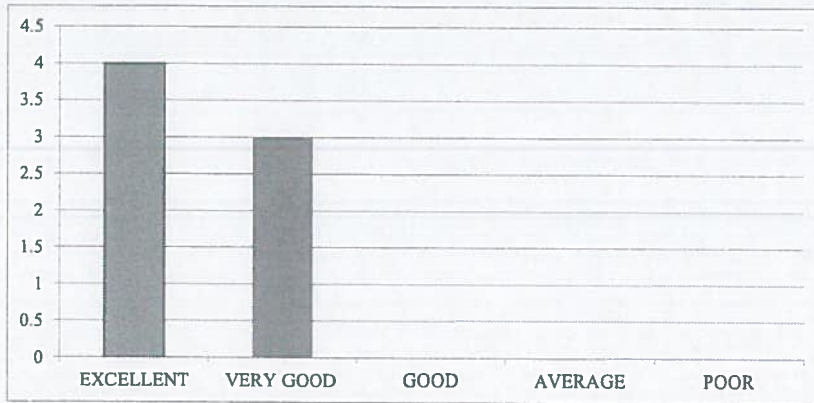

IQAC Co-ordinator
RISE Krishna Sai Gandhi Group
of Institutions, Valluru 523 272

**INTERNAL QUALITY ASSURANCE CELL (IQAC)
ANALYSIS OF STUDENT FEEDBACK ON CURRICULUM**

| Programme Name | Department Name | Academic Year | Semester |
|----------------|-----------------|---------------|----------|
| PG | MBA | 2018-19 | IV |

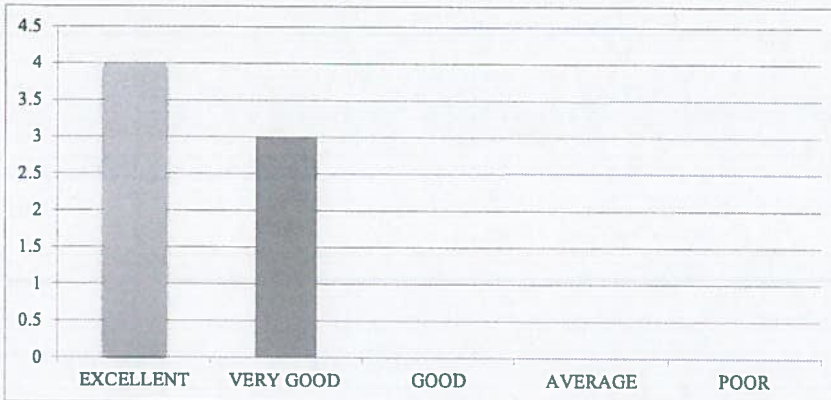
1. How relevant do you find the course content in relation to current industry standards and practices?.

| EXCELLENT | VERY GOOD | GOOD | AVERAGE | POOR |
|-----------|-----------|------|---------|------|
| 4 | 3 | 0 | 0 | 0 |



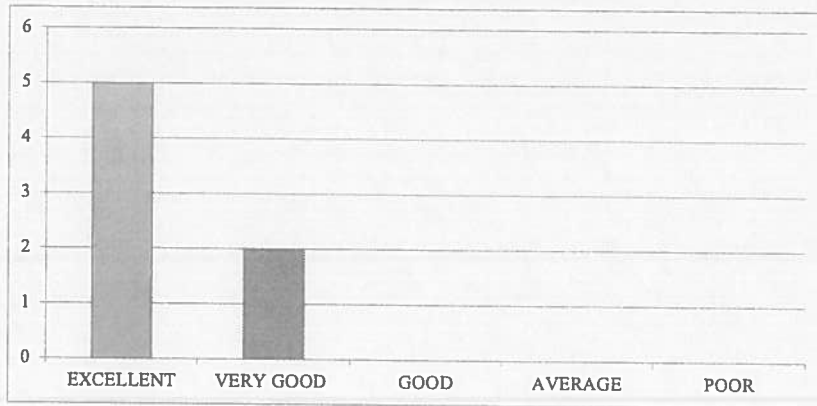
2. How would you rate the teaching quality of the faculty in your department?.

| EXCELLENT | VERY GOOD | GOOD | AVERAGE | POOR |
|-----------|-----------|------|---------|------|
| 4 | 3 | 0 | 0 | 0 |



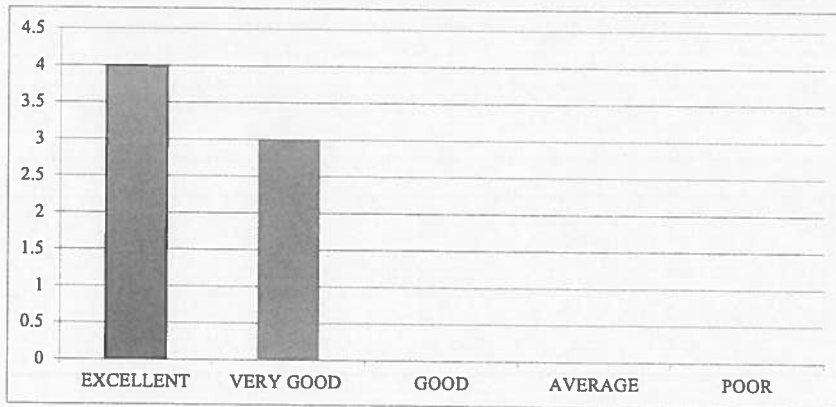
3. How do you rate the lab sessions and practicals effective in complementing the theoretical knowledge you gain in lectures?.

| EXCELLENT | VERY GOOD | GOOD | AVERAGE | POOR |
|-----------|-----------|------|---------|------|
| 5 | 2 | 0 | 0 | 0 |



4. How would you rate the availability and quality of learning resources (e.g., library, online materials, software)?

| EXCELLENT | VERY GOOD | GOOD | AVERAGE | POOR |
|-----------|-----------|------|---------|------|
| 4 | 3 | 0 | 0 | 0 |



5. How will you rate the timely and constructive feedback on your assignments and exams?

| EXCELLENT | VERY GOOD | GOOD | AVERAGE | POOR |
|-----------|-----------|------|---------|------|
| 4 | 2 | 1 | 0 | 0 |



6. How did you rate the approach of faculty members outside of classroom hours for doubts and discussions?.

| EXCELLENT | VERY GOOD | GOOD | AVERAGE | POOR |
|-----------|-----------|------|---------|------|
| 4 | 2 | 1 | 0 | 0 |



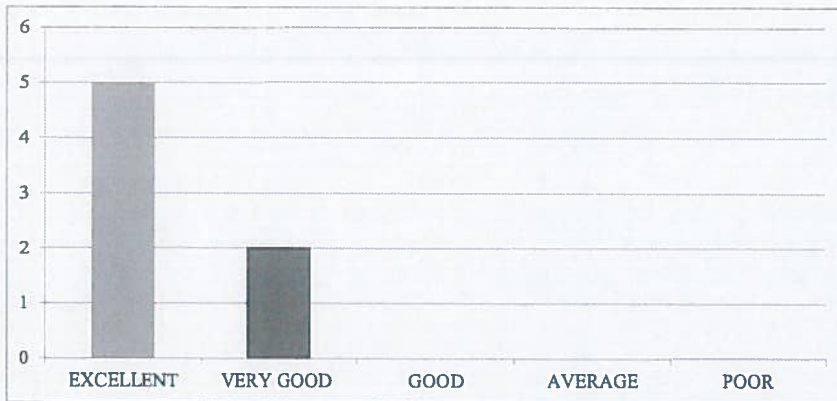
7. How will you rate the opportunities for students to engage in research projects or internships?

| EXCELLENT | VERY GOOD | GOOD | AVERAGE | POOR |
|-----------|-----------|------|---------|------|
| 4 | 2 | 1 | 0 | 0 |



8. Rate the curriculum and its updates to keep pace with technological advancements and industry needs?.

| EXCELLENT | VERY GOOD | GOOD | AVERAGE | POOR |
|-----------|-----------|------|---------|------|
| 5 | 2 | 0 | 0 | 0 |



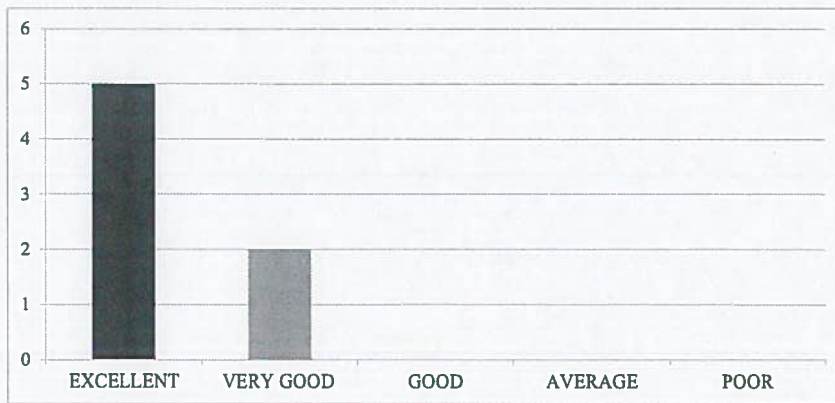
9. How would you rate the balance between academic studies and opportunities for extracurricular activities?.

| EXCELLENT | VERY GOOD | GOOD | AVERAGE | POOR |
|-----------|-----------|------|---------|------|
| 4 | 2 | 1 | 0 | 0 |



10. Considering all factors, how will you rate the satisfaction with the academic performance and environment of the college?

| EXCELLENT | VERY GOOD | GOOD | AVERAGE | POOR |
|-----------|-----------|------|---------|------|
| 5 | 2 | 0 | 0 | 0 |





INTERNAL QUALITY ASSURANCE CELL (IQAC)

REPORT ON STUDENT FEEDBACK ANALYSIS ON CURRICULUM

| | |
|-----------------------------|---------------------------------|
| Program Name: PG | Academic Year: 2018-2019 |
| Department Name: MBA | Semester: IV |

1. How relevant do you find the course content in relation to current industry standards and practices?.

From the analysis report, it was observed that 57.14% of the students rated excellent about the course content in relation to current industry standards and practices, 42.86% of the students rated very good.

2. How would you rate the teaching quality of the faculty in your department?

From the analysis report, it was observed that 57.14% of the students rated excellent about the teaching quality of the faculty in the department and practices, 42.86% of the students rated very good.

3. How do you rate the lab sessions and practicals effective in complementing the theoretical knowledge you gain in lectures?

From the analysis report, it was observed that 71.43% of the students rated excellent about the lab sessions and practicals effective in complementing the theoretical knowledge gain in lectures, 28.57% of the students rated very good.

4. How would you rate the availability and quality of learning resources (e.g., library, online materials, software)?

From the analysis report, it was observed that 57.14% of the students rated excellent about the availability and quality of learning resources, 42.86% of the students rated very good.

5. How will you rate the timely and constructive feedback on your assignments and exams?

From the analysis report, it was observed that 57.14% of the students rated excellent about the timely and constructive feedback on assignments and exams, 28.57% of the students rated very good & 14.29% of the students rated it good.

6. How did you rate the approach of faculty members outside of classroom hours for doubts and discussions?

From the analysis report, it was observed that 57.14% of the students rated excellent about the approach of faculty members outside of classroom hours for doubts and discussions, 28.57% of the students rated very good & 14.29% of the students rated it good.

7. How will you rate the opportunities for students to engage in research projects or internships?

From the analysis report, it was observed that 57.14% of the students rated excellent about the opportunities for students to engage in research projects or internships, 28.57 % of the students rated very good & 14.29% of the students rated it good.

8. Rate the curriculum and its updates to keep pace with technological advancements and industry needs?

From the analysis report, it was observed that 71.43% of the students rated excellent about the curriculum and its updates to keep pace with technological advancements and industry needs, 28.57% of the students rated very good.

9. How would you rate the balance between academic studies and opportunities for extracurricular activities?

From the analysis report, it was observed that 57.14% of the students rated excellent about the balance between academic studies and opportunities for extracurricular activities, 28.57 % of the students rated very good & 14.29% of the students rated it good.

10. Considering all factors, how will you rate the satisfaction with the academic performance and environment of the college?

From the analysis report, it was observed that 71.43% of the students rated excellent about overall satisfaction with the academic performance and environment of the college, 28.57% of the students rated very good.

M. Sireesha
COORDINATOR

P. KUSUMA KUMARI
HOD

Blg
IQAC Co-ordinator
RISE Krishna Sai Gandhi Group
of Institutions, Valluru 523 272




INTERNAL QUALITY ASSURANCE CELL (IQAC)

ANALYSIS OF STUDENT FEEDBACK ON AMBIENCE

| | |
|-----------------------------|---------------------------------|
| Program Name: PG | Academic Year: 2018-2019 |
| Department Name: MBA | Semester: IV |

| S.No | Question | Excellent | Very Good | Good | Average | Poor |
|------|---|-----------|-----------|------|---------|------|
| 1 | How would you rate the overall cleanliness and maintenance of the campus? | 6 | 1 | 0 | 0 | 0 |
| 2 | How would you rate the classrooms and lecture halls well-equipped and conducive to learning? | 5 | 2 | 0 | 0 | 0 |
| 3 | How would you rate the availability and condition of recreational facilities (e.g., sports grounds, gym)? | 5 | 2 | 0 | 0 | 0 |
| 4 | How would you rate the library facilities and resources? | 6 | 1 | 0 | 0 | 0 |
| 5 | How would you describe the overall ambience of the campus in terms of aesthetics (landscaping, architecture, etc.)? | 5 | 2 | 0 | 0 | 0 |
| 6 | How would you rate the adequate measures in place for emergency situations (fire, medical emergencies, etc.)? | 4 | 3 | 0 | 0 | 0 |
| 7 | How would you describe the overall social environment of the college? | 5 | 2 | 0 | 0 | 0 |
| 8 | How would you rate the classroom environment in terms of promoting active learning and participation? | 5 | 2 | 0 | 0 | 0 |
| 9 | How would you rate the availability and quality of technological resources (labs, software, etc.) in the college? | 5 | 2 | 0 | 0 | 0 |
| 10 | How would you rate the opportunities for students to engage in extracurricular activities and clubs? | 5 | 2 | 0 | 0 | 0 |


IQAC Co-ordinator
RISE Krishna Sai Gandhi Group
of Institutions, Valluru

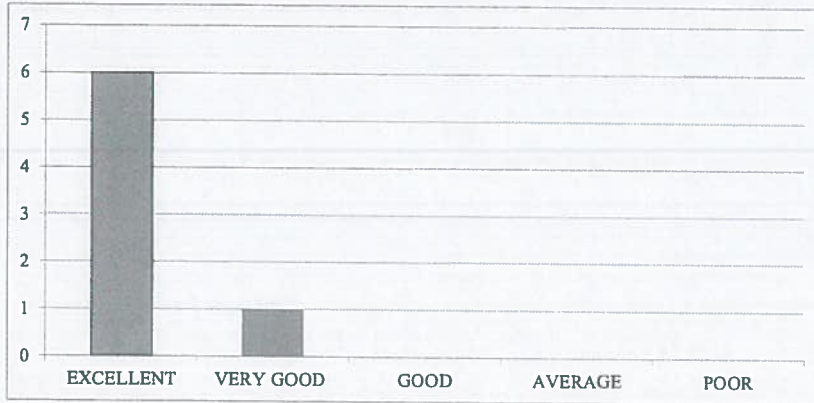
P. Kusuma Kumari
HOD

**INTERNAL QUALITY ASSURANCE CELL (IQAC)
ANALYSIS OF STUDENT FEEDBACK ON AMBIENCE**

| Programme Name | Department Name | Academic Year | Semester |
|----------------|-----------------|---------------|----------|
| PG | MBA | 2018-19 | IV |

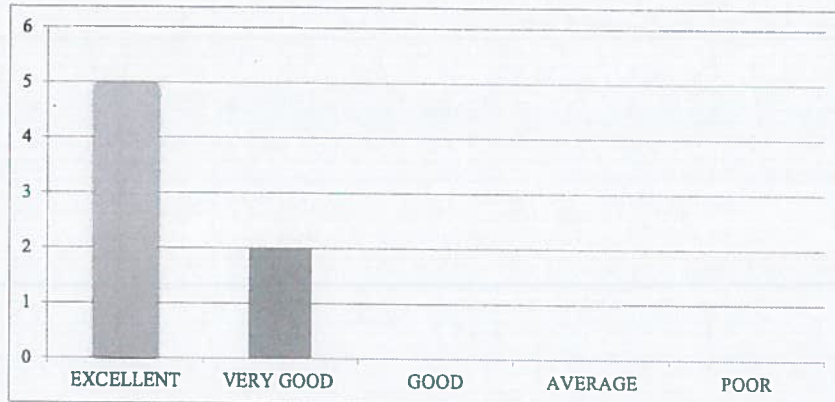
1. How would you rate the overall cleanliness and maintenance of the campus?

| EXCELLENT | VERY GOOD | GOOD | AVERAGE | POOR |
|-----------|-----------|------|---------|------|
| 6 | 1 | 0 | 0 | 0 |



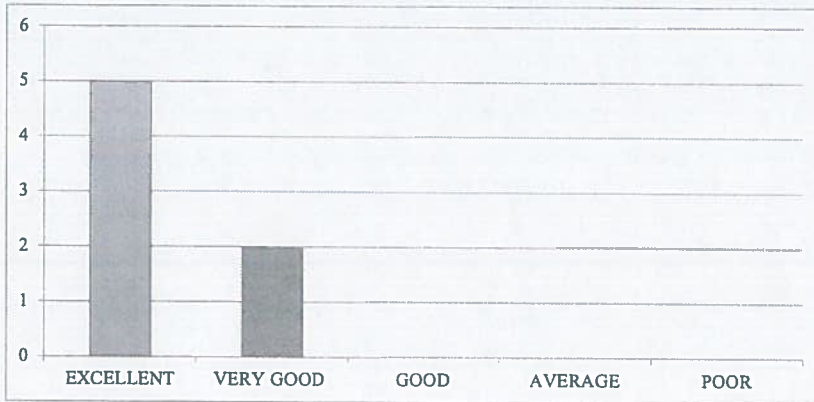
2. How would you rate the classrooms and lecture halls well-equipped and conducive to learning?

| EXCELLENT | VERY GOOD | GOOD | AVERAGE | POOR |
|-----------|-----------|------|---------|------|
| 5 | 2 | 0 | 0 | 0 |



3. How would you rate the availability and condition of recreational facilities (e.g., sports grounds, gym)?

| EXCELLENT | VERY GOOD | GOOD | AVERAGE | POOR |
|-----------|-----------|------|---------|------|
| 5 | 2 | 0 | 0 | 0 |



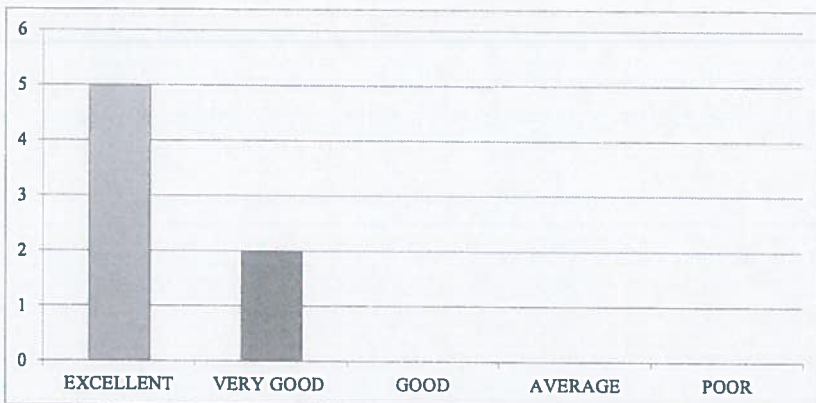
4. How would you rate the library facilities and resources?

| EXCELLENT | VERY GOOD | GOOD | AVERAGE | POOR |
|-----------|-----------|------|---------|------|
| 6 | 1 | 0 | 0 | 0 |



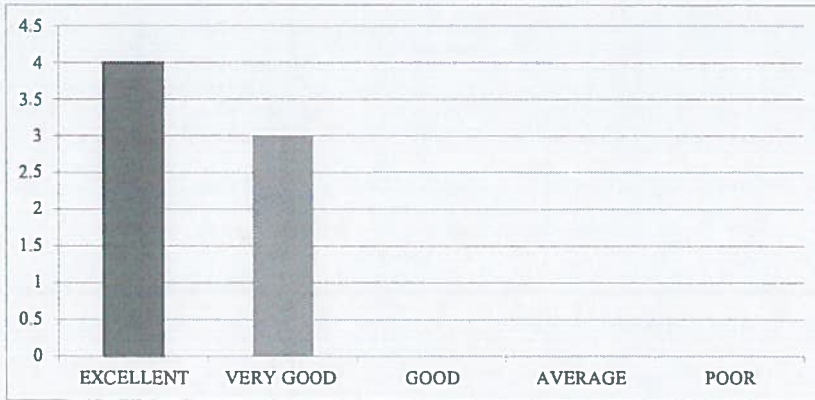
5. How would you describe the overall ambiance of the campus in terms of aesthetics (landscaping, architecture, etc.)?

| EXCELLENT | VERY GOOD | GOOD | AVERAGE | POOR |
|-----------|-----------|------|---------|------|
| 5 | 2 | 0 | 0 | 0 |



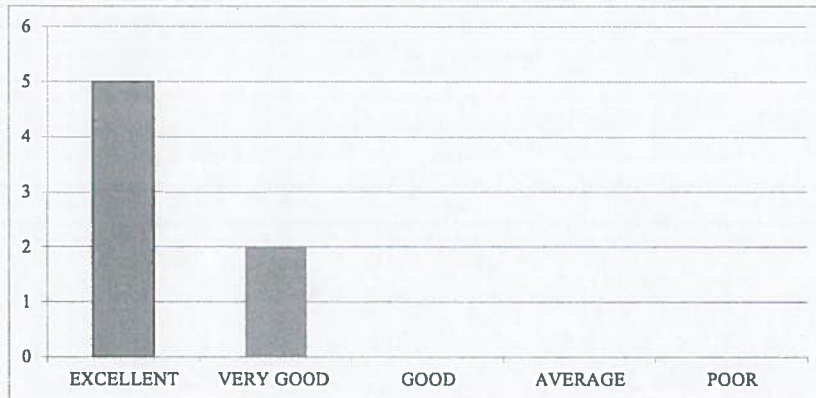
6. How would you rate the adequate measures in place for emergency situations (fire, medical emergencies, etc.)?

| EXCELLENT | VERY GOOD | GOOD | AVERAGE | POOR |
|-----------|-----------|------|---------|------|
| 4 | 3 | 0 | 0 | 0 |



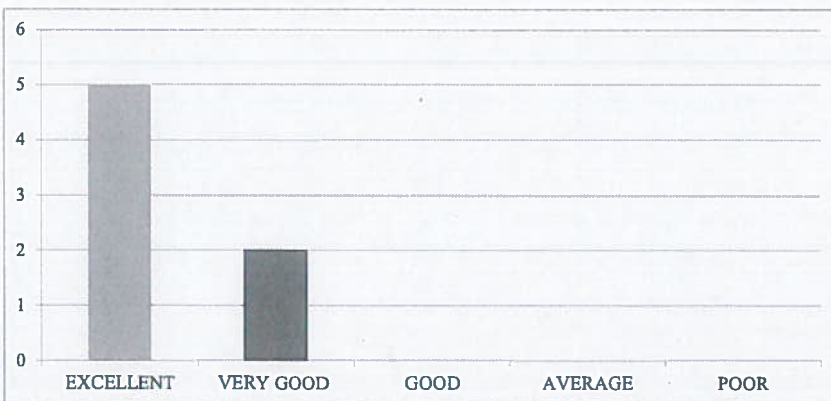
7. How would you describe the overall social environment of the college?

| EXCELLENT | VERY GOOD | GOOD | AVERAGE | POOR |
|-----------|-----------|------|---------|------|
| 5 | 2 | 0 | 0 | 0 |



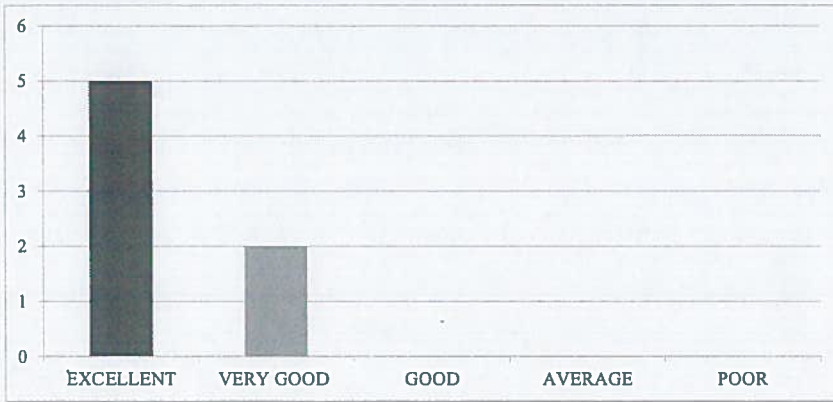
8. How would you rate the classroom environment in terms of promoting active learning and participation?

| EXCELLENT | VERY GOOD | GOOD | AVERAGE | POOR |
|-----------|-----------|------|---------|------|
| 5 | 2 | 0 | 0 | 0 |



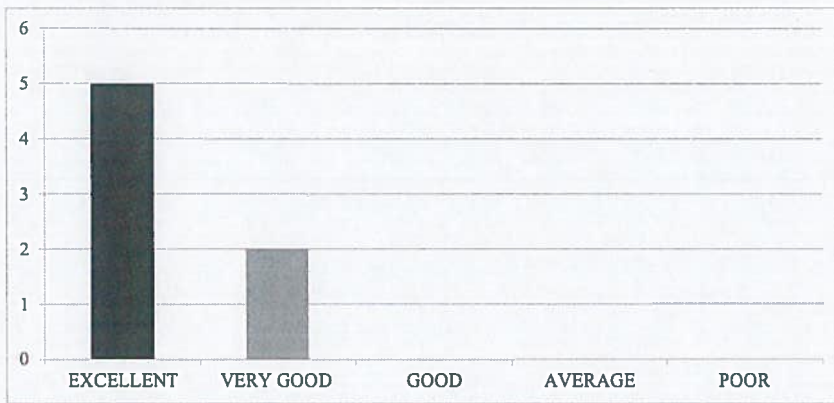
9. How would you rate the availability and quality of technological resources (labs, software, etc.) in the college?

| EXCELLENT | VERY GOOD | GOOD | AVERAGE | POOR |
|-----------|-----------|------|---------|------|
| 5 | 2 | 0 | 0 | 0 |



10. How would you rate the opportunities for students to engage in extracurricular activities and clubs?

| EXCELLENT | VERY GOOD | GOOD | AVERAGE | POOR |
|-----------|-----------|------|---------|------|
| 5 | 2 | 0 | 0 | 0 |





RISE KRISHNA SAI GANDHI GROUP OF INSTITUTIONS::ONGOLE

(Approved by AICTE-NEW DELHI, Affiliated to JNTUK KAKINADA)
NH-16, Valluru-523272, Ongole, Prakasam (District), A.P

INTERNAL QUALITY ASSURANCE CELL (IQAC)

REPORT ON STUDENT FEEDBACK ANALYSIS ON AMBIENCE

| | |
|-----------------------------|---------------------------------|
| Program Name: PG | Academic Year: 2018-2019 |
| Department Name: MBA | Semester : IV |

1. How would you rate the overall cleanliness and maintenance of the campus?

From the analysis report, it was observed that 85.71% of the students rated excellent about the overall cleanliness and maintenance of the campus, 14.29% of the students rated very good.

2. How would you rate the classrooms and lecture halls well-equipped and conducive to learning?

From the analysis report, it was observed that 71.43% of the students rated excellent about the classrooms and lecture halls well-equipped and conducive to learning, 28.57% of the students rated very good.

3. How would you rate the availability and condition of recreational facilities (e.g., sports grounds, gym)?

From the analysis report, it was observed that 71.43% of the students rated excellent about the availability and condition of recreational facilities, 28.57% of the students rated very.

4. How would you rate the library facilities and resources?

From the analysis report, it was observed that 85.71% of the students rated excellent about the library facilities and resources, 14.29% of the students rated very good.

5. How would you describe the overall ambiance of the campus in terms of aesthetics (landscaping, architecture, etc.)?

From the analysis report, it was observed that 71.43% of the students rated excellent about the overall ambiance of the campus in terms of aesthetics, 28.57% of the students rated very good.

6. How would you rate the adequate measures in place for emergency situations (fire, medical emergencies, etc.)?

From the analysis report, it was observed that 57.14% of the students rated excellent about the adequate measures in place for emergency situations, 42.86% of the students rated very good .

7. How would you describe the overall social environment of the college?

From the analysis report, it was observed that 71.43% of the students rated excellent about the overall social environment of the college, 28.57% of the students rated very good.

participation?

From the analysis report, it was observed that 71.43% of the students rated excellent about the classroom environment in terms of promoting active learning and participation, 28.57% of the students rated very good.

9. How would you rate the availability and quality of technological resources (labs, software, etc.) in the college?

From the analysis report, it was observed that 71.43% of the students rated excellent about the availability and quality of technological resources in the college, 28.57% of the students rated very good.

10. How would you rate the opportunities for students to engage in extracurricular activities and clubs?

From the analysis report, it was observed that 71.43% of the students rated excellent about the opportunities for students to engage in extracurricular activities and clubs, 28.57% of the students rated very good.

M. Sireesha
COORDINATOR

P. Kusuma Kumari
HOD

Elk.
IQAC Co-ordinator
RISE Krishna Sai Gandhi Group
of Institutions, Valluru 523 27